



PALADIN™
POWERFUL ATTACHMENT TOOLS

BRADCO
FFC
HARLEY
McMILLEN
SWEEPSTER

www.paladinattachments.com

Light Attachment Tools - Product And Price Guide

Effective January 1, 2014





8 Brands You Can Trust... Hundreds Of Tough Attachments

Paladin Powerful Attachment Tools is one of the largest independent manufacturers of coupler systems and attachment tools for carriers, from small compact tool carriers to large excavators, wheel loaders, tractors and truck chassis.

Unifying eight industry-leading brands with more than 200 years of combined experience, we offer hundreds of innovative and performance-driven coupler systems and attachment tools for all makes and models. Our collective partnership and shared resources foster innovation, manufacturing excellence and quality.

We are your one reliable coupler system and attachment tool partner for every job!



BRADCO

FFC

HARLEY

McMILLEN

SWEEPSTER



CP

CUSTOMWORKS

J&B

2800 N. Zeeb Road Dexter, MI 48130 USA

1.800.456.7100

www.paladinattachments.com

820 Glaser Parkway Akron, OH 44306 USA

1.800.428.2538

www.paladinattachments.com

Division of



INTERNATIONAL
EQUIPMENT
SOLUTIONS

www.paladinattachments.com



PALADIN™

POWERFUL ATTACHMENT TOOLS

CUSTOMWORKS

820 Glaser Parkway Akron, OH 44306 USA

1.800.428.2538

CUSTOMWORKS

When standard machines won't hold up to your applications, we can help. CustomWorks delivers specialized solutions to enhance backhoes, bulldozers, dump trucks, excavators, skid steers and wheel loaders to outperform standard machines in the most rugged applications.

With four convenient locations, CustomWorks can modify your newly purchased or current equipment at our custom facility or ship the necessary parts and kits directly to the dealership. You cost-effectively get a machine ready to handle the elements with less hassle.

Serving Your Market

- Demolition/Scrap/Material Handling
- Excavation/Construction
- Forestry
- Government/Military
- Waste/Recycling

Bring Us Your Unique Challenges

Contact us to discuss your challenges and applications. We can customize a solution for you.



CustomWorks offers a broad range of products, services, engineering, manufacturing and installation expertise to ensure your machine meets performance requirements:

Cab & Machine Guarding

- Front, side & rear
- A/C module
- Front window
- Headlights & other lighting
- Vandalism protection
- Additional storage

Key Component Protection

- Front frame
- Axle & axle seal
- Lift cylinder
- Articulation
- Front & rear belly pans
- Transmission
- Tanks
- Striker bars
- Trash racks

Equipment Enhancement

- Coupler & attachment installations
- Pre-cleaners
- Debris & brush screens
- Sweeps
- Fire suppression systems
- Specialty booms
- Specialty hydraulic systems
- Specialty harvesting attachments
- Cab risers
- Government ID tags & inspection assistance
- GPS & laser systems
- Theft recovery systems
- Grade control systems
- ADT bed liners
- Automatic lube systems
- Shoe re-work
- Custom paint
- Pre-delivery inspections



Table of Contents

Click on name of item to go to that page

General Terms & Conditions	9
Cancellation Policy	9
Limited Warranty	10
Warranty Procedures	10
Icon Key	10
Tooth Fitting Chart	11
Order Form	12
Augers	
Planetary Drive Assemblies	14
Auger Drives	14
Mounting Kits	16
Hydraulic Kits	21
Augers.....	22
Wear Components	32
Collars.....	34
Adapters	34
Extensions	34
Backhoes	
Model 365 (3- or 4-Point Hitch).....	38
Model 485 (3- or 4-Point Hitch).....	39
3000 Series (3-Point Hitch)	40
Skid Hoe/Swing Hoe	41
500/600 Series	42
Fit Up Chart and Mounting Kits	44
Bale Tools	
Bale/Hay Grapple	67
Bale Hugger	68
Booms, Loader	69
Box Scrapers	70
Brooms - See Sweepers	
Brush Cutters	
Ground Shark™ Standard Duty	71
Ground Shark™ Extreme Duty.....	72
Buckets	
Low-Profile Buckets / Standard Floor.....	74
Low-Profile Buckets / Long Floor.....	74
High-Capacity Heavy-Duty Buckets.....	75
High-Capacity Light Material Buckets	75
Bucket Accessories	75
Low-Profile, High Capacity Buckets	75
Heavy-Duty Material.....	77
Large-Frame Skid-Steer.....	79
Utility, Heavy Duty	80
Rock Bucket.....	82
Side Discharge.....	83
4-in-1 Construction.....	84
4-in-1 Multi-Purpose.....	85
4-in-1 Heavy-Duty Construction	87

Please Note: All manufacturer's names, symbols, numbers and descriptions are used for reference purposes only and does not mean that any part is the product of these manufacturers or approved by these manufacturers.



PALADIN
POWERFUL ATTACHMENT TOOLS

(800) 456-7100 • (734) 996-9014 fax
www.paladinattachments.com

*Prices subject to change without notice.
If you wish to be a Dealer contact (800) 456-7100.
All prices are in US dollars*

Table of Contents cont.

Click on name of item to go to that page

Cold Planers	
Cold Planer	89
Cold Planer - Series II	90
Concrete Chuter	92
Concrete Claw	92
Dozer Blades	93
Flail Mowers	93
Forks	
Forks, Standard	95
Fork, Pallet Rail Style	97
Fork, Manure	98
Grabbing Tool - JAWZ™	99
Grapples	
Construction Grapples	100
Utility Grapple Bucket	101
Model 120 Scrap Grapple Bucket	102
Hardscape Grapple	104
Log Grapple	104
Mulchers, Series II	105
Post Driver	110
Preparator	111
Rakes	
AutoRake	112
Grader Rake	113
Power Box Rake - Chain Drive	114
Power Box Rake - Direct Drive	116
Power Rake - PTO Drive	117
Root Rake	118
Roller, Vibratory	118
Roller Leveler	119
Rock Saw	119
Scarifier	121
Silage Defacer	121
Snow Blades	
114 Series Snow Blades	122
115 Series Snow Blades	123
136 Series Trip Edge Blade	125
5700 Series Snow Blades	126
120 Series V Blade	128
Snow Blower	130
Snow Buckets	132
Snow Pushes	
228 Series (4ft x 4ft) Snow Push	133
232 Series (Low Profile) Snow Push	134
233 Series (3ft x 3ft) Snow Push	135
Compact Tractor Snow Push	137
Compact Tractor Trip Edge Snow Push	137
Compact Tractor Trip Edge Snow Push includes Steel Edge	138

Please Note: All manufacturer's names, symbols, numbers and descriptions are used for reference purposes only and does not mean that any part is the product of these manufacturers or approved by these manufacturers.



(800) 456-7100 • (734) 996-9014 fax
www.paladinattachments.com

*Prices subject to change without notice.
If you wish to be a Dealer contact (800) 456-7100.
All prices are in US dollars*

Table of Contents cont.

Click on name of item to go to that page

Stump Grinder	139
Sweepers	
Sweeper Products Specifications Guide.....	140
Commercial Turf Mower Angle Sweeper-Hydraulic Drive (CTH)	147
Compact Tractor Loader Angle Sweeper- Hydraulic Drive (MRHL).....	149
Compact Tractor Angle Sweeper-Hydraulic Drive (MRH).....	152
Compact Tractor Angle Sweeper-Mechanical 3-Point Drive (RMRM).....	154
High Speed Truck and Wheel Loader Angle Sweeper-Hydraulic Drive (HSA)	155
Truck and Wheel Loader Angle Sweeper-Hydraulic Drive (LA).....	157
Truck and Large Articulated Wheel Loader Angle Sweeper-Hydraulic Drive (WLA)	159
SSL Angle Sweeper-Hydraulic Drive (QCSS Angle)	161
SSL Collector Sweeper-Hydraulic Drive (SB Hopper).....	164
SSL Collector Sweeper with Dust Abatement Capability-Hydraulic Drive (VRS).....	166
SSL Vacuum Collector Sweeper with Dust Abatement-Hydraulic Drive (VS)	168
Tow Behind Angle Sweeper	170
Utility Tractor Loader Angle Sweeper-Hydraulic Drive (QCTL)	172
Utility Tractor Loader Collector Sweeper-Hydraulic Drive (CS)	175
Utility Tractor Loader Collector Sweeper with Dust Abatement-Hydraulic Drive (VCS)..	178
Utility Tractor Angle Sweeper-PTO to Hydraulic Drive (AH/CH)	180
Utility Tractor Rear Mount Angle Sweeper-Mechanical 3-Point Drive (RHFA)	184
Utility Tractor High Raise Angle Sweeper-Hydraulic Drive (HR)	186
Utility Tractor Rear Mount Angle Sweeper-Hydraulic Drive (RLH)	188
Walk-Behind Angle Sweeper (WSP36)	191
Walk-Behind Angle Sweeper (WSP24)	192
Replacement Brushes.....	193
Tool Carrier, QCP 7000 - Manual	195
Toothbars	
Toothbars, Standard Duty.....	196
Toothbars, Heavy-Duty	197
Toothbars, Extra Heavy-Duty.....	198
Tillers	200
Tree Tools	
Tree Forks	201
Tree Scoop	201
Tree Shear.....	201
Tree Spade	202
Trenchers	
Model 330.....	204
Model 612	205
Model 615	207
Model 625.....	209
Model 640	212
Model 655 Rock Trencher.....	215
Trencher Chain Selection Guide	216
ATTACHMENTS FOR COMPACT TRACTORS	
MINI SKID STEERS/COMPACT TOOL CARRIERS	
TELEHANDLERS/WHEEL LOADERS/BACKHOE LOADERS	
Compact Tractor	
Bale Spear - Cross Bolt Design	218
Manure Fork.....	218
Manure Push	219
Pallet Forks (floating shaft)	219
Pallet Fork	219

Please Note: All manufacturer's names, symbols, numbers and descriptions are used for reference purposes only and does not mean that any part is the product of these manufacturers or approved by these manufacturers.



(800) 456-7100 • (734) 996-9014 fax
www.paladinattachments.com

*Prices subject to change without notice.
If you wish to be a Dealer contact (800) 456-7100.
All prices are in US dollars*

Table of Contents cont.

Click on name of item to go to that page

Compact Tractor cont.

Scrap Grapple Buckets.....	219
Snow Pushes.....	219
4-in-1 Multi-Purpose Bucket	219
Adapter Plates	220
Auxiliary Hydraulic Conversion Kit.....	220
Grapples	220
Rock Bucket	220
Root Rake	220
Snow Blades.....	220
Trencher.....	220
Vibratory Plow	221

Mini Attachments

Mini Adapter for Universal Attachment.....	222
Mini Weld-On Adapter	222
Mini Adapter Tilt Attach	222
Mini Auger Drives.....	222
Mini Backhoe (365)	223
Mini Bucket Broom	224
Mini Buckets	225
Mini 4-in-1 Multi-Purpose Bucket	225
Mini Dozer Blade.....	226
Mini Grabbing Tool - JAWZ™.....	226
Mini Brush Grapple.....	227
Mini Hardscape Grapple	227
Mini Scrap Grapple.....	227
Mini tree and shrub grapple	227
Mini Leveler	228
Mini Pallet Forks.....	228
Mini Power Box Rake.....	228
Mini Power Shovel	228
Mini Rock Bucket.....	228
Mini Skid/Swing Hoe	229
Mini Sod Roller (Sod Handler)	230
Mini Stump Grinder.....	230
Mini Tiller	231
Mini Tree Fork	231
Mini Trencher	231
Mini Vibratory Roller	231
Mini Vibratory Plow	232
Mini Angle Broom (Sweeper)	223
Mini Snow Blade - 114 Series.....	229
Mini Snow Blower	230

Telehandlers, Wheel Loaders, Backhoe Loaders

Adapter Plates.....	233
Adapter plate - blank	233
Adapter Plate – Universal adapter to OEM hitches	234
Bale Carriage	235
Bale Fork	235
Bale Carriage - Dual Large Square	235
Bale Fork - 8 small bales	235
Bale Grab	236
Bale Hugger	236
Bale Spike	236
Bale Squeeze	236
Bucket, Construction/Industrial	237
Bucket, 4-in-1 Heavy Duty Construction.....	239

Please Note: All manufacturer's names, symbols, numbers and descriptions are used for reference purposes only and does not mean that any part is the product of these manufacturers or approved by these manufacturers.



(800) 456-7100 • (734) 996-9014 fax
www.paladinattachments.com

*Prices subject to change without notice.
If you wish to be a Dealer contact (800) 456-7100.
All prices are in US dollars*

Table of Contents cont.

Click on name of item to go to that page

Telehandlers, Wheel Loaders, Backhoe Loaders cont.

Buckets, General Purpose	240
Bucket, Hay Grapple	247
Bucket, Model 130 Scrap Grapple	248
Buckets, Multi-Purpose (4-in-1)	249
Grapples	250
Brush Grapple	250
Scrap Grapple	250
Trash Clamp (Grapple).....	250
Skeleton Fork & Grab Grapple	251
Bucket, Rock	252
Forks, Carriages (Frames)	
Car Fork Carriages (Frame & Forks).....	252
Floating Pin Carriages	253
Hold Down Logging Carriage, DUAL	255
Side Shift Carriages	255
Side Tilt Carriages - with Floating Pin	256
Swing Carriage	258
Fork Positioners	258
Pallet Forks, Floating Pin.....	261
Block Tines	265
ITA Tines	266
Hook On Forks	266
Fork-Mounted Crane Hook	266
Lifting Hook	267
Manure Fork & Grab	267
Silage Defacer	267
Tree Booms (Lifting Arms).....	268
Truss Booms.....	268
Truss Booms w/Quick Attach	268
Truss Booms with Hydraulic Winch	269

Miscellaneous Attachments

Adapter Harness for In-Cab Control.....	270
Adapter Plate / Category I, 3-Point to Universal Skid-Steer Hitch	270
Adapter Plate / Skid-Steer Universal Mount to Category I or II 3-Point Hitch	270
Adapter Plate / Universal Weld-On Adapter	270
Drop Height Adapter	270
Hose Saver Spring Kit	271
Hydraulic Latch Conversion Kit	271
Land Sculptor	271
Loader Boom.....	271
Tilt Attach.....	271

Please Note: All manufacturer's names, symbols, numbers and descriptions are used for reference purposes only and does not mean that any part is the product of these manufacturers or approved by these manufacturers.

Icon Key



Ag Loader



Excavator



Telehandler



Backhoe



Loader



Tractor



Commercial Turf Mower



**Mini Skid Steer/
Compact Tool Carrier**



Truck



Compact Tractor



Skid Steer



Walk-behind



Wheel Loader



PALADIN
POWERFUL ATTACHMENT TOOLS

(800) 456-7100 • (734) 996-9014 fax
www.paladinattachments.com

*Prices subject to change without notice.
If you wish to be a Dealer contact (800) 456-7100.
All prices are in US dollars*

General Selling Terms & Conditions for Direct Purchase

ORDER TERMS:

The terms of sale to dealers are applicable only to equipment purchased directly from Paladin Light Attachment Tools. Paladin Light Attachment Tools products purchased through a Paladin Light Attachment Tools distributor are subject to the distributor's terms. Products covered by an order accepted by Paladin Light Attachment Tools will be shipped at prices, terms and discounts in effect at the time of order unless otherwise specified. The terms and conditions contained herein are subject to change without notice. A minimum shipment charge of \$25.00 is required for any shipment, including parts.

CREDIT APPROVAL:

All orders or shipping instructions will be subject to approval by Paladin Light Attachment Tools prior to shipment. Copies of current Dealer or Distributor financial statements are required annually, and signed Security Agreements and UCC-1's must be on file where applicable.

TRADE DISCOUNTS:

A trade discount may be allowable pursuant to Paladin Light Attachment Tools current suggested list price on wholegoods. Discount earned shall be determined by purchase volume or contract.

PARTS DISCOUNTS:

See special Parts Terms and Conditions within parts price list.

SPECIAL DISCOUNTS AND SHIPMENT:

Special discounts are allowed on selected Paladin Light Attachment Tools wholegoods from time to time. These discounts are subject to the following conditions:

- Discounts will apply only during the periods as defined in the Special Program or terms and conditions for that program.
- Shipments of all Special Program Orders will be made at the Company's convenience.
- On Special Programs the Order Discount is calculated after deducting the Trade Discount.
- From time to time Paladin Light Attachment Tools may offer special terms of payment.
- Units not paid by the due date will be subject to loss of Special Order Discount, plus up to 1.5% monthly (18% annually) service charge until paid in full.

CASH DISCOUNTS:

Cash discounts are determined by the date of invoice to the dealer and are calculated on the net balance after all applicable discounts have been applied. No cash discount will be allowed if not received by discount date.

PAST DUE ACCOUNTS:

All past due accounts will have a service charge of up to 1.5% monthly, 18% annually.

SETTLEMENT AT DUE DATE OR RETAIL SALE:

Wholegoods are due immediately following retail delivery to retail or rental customer, or are due as specified by due date whichever is earlier. Any machine not paid for immediately after delivery to retail customers will be considered "Out Of Trust", and all discounts are voided and full list price shall be immediately due and payable.

REQUESTED SHIPPING DATES & DISCOUNTS:

Orders that qualify for Special Program discounts will be shipped at Paladin Light Construction Group's convenience. Refusal by the dealer to accept shipment will disqualify the order from the Special Program.

FREIGHT POLICY:

- All prices are in U.S. dollars, USA.
- No freight will be charged if the dealer picks up at the factory.
- Emergency/Urgent shipments will be shipped LTL Freight collect.
- Paladin Light Construction Group is not responsible for machines or parts damaged or lost in transit.
- The dealer is responsible for filing a freight claim with the carrier for lost or damaged merchandise.
- Claims for misshipments, short shipments, or non conforming shipments are conclusively waived unless made in writing within ten (10) days of delivery to the dealer.
- Any applicable duties, tariffs, or taxes will be the responsibility of and must be paid by the dealer or other party receiving the order.
- Shipments may have an extra charge due to product preparation requirement.

OTHER CHARGES:

INTERNATIONAL PREMIUM: A 10% premium will be applied to international shipments for special packaging and labeling requirements.

REMEDIES:

The only remedies the purchaser has in connection with the breach, or performance of any warranty on the company's machine are those set forth in the company's warranty. Neither the dealer, nor company personnel has the authority to make any representation or to modify the items and limitations of this warranty in any way.

PARTIAL INVALIDITY:

A determination by court having jurisdiction that one or more provisions hereof are invalid or unenforceable shall not affect the enforceability of the remaining provisions.

APPLICABLE LAW:

All terms and conditions applicable to this sale shall be determined, interpreted and construed in accordance with the laws of Iowa.

Cancellation Policy

Orders cancelled within the lead time of the product will carry a cancellation charge equal to 10% of the net invoice of the item (minimum \$100 charge).

Non-Current and Non-Standard items: Orders cancelled within the lead time of the product will carry a cancellation charge equivalent to 100% of the net invoice price.

Limited Warranty

All new products are warranted to be free from defects in material and/or workmanship for one (1) year. Under no circumstances will it cover any merchandise or components thereof, which, in the opinion of the company, have been subject to misuse, unauthorized modifications, alterations, accidents, or if repairs have been made with parts other than those obtainable through Paladin Light Attachment Tools.

Warranty period will begin on the date of invoice, or 6 months after invoice date if no product registration is received. In the event of a defect within the warranty period (excluding: Cable, ground engaging parts such as sprockets, digging chain, bearings, teeth, tamping and demolition heads, blade cutting edges, pilot bits, auger teeth, auger heads, and broom brushes) and after examination, it is determined failure was due to defective material and/or workmanship, part(s) will be repaired or replaced. PLC may request defective part(s) be returned to them for inspection at their place or business or sent to a specified locations.

Any claims under this warranty must be made within thirty (30) days from date of repair, and all repairs must be made within 30 days from date of failure. All claims not made in writing and received within these time periods specified above shall be denied.

LIMITATIONS ON RESPONSIBILITY

THIS WARRANTY IS IN LIEU OF ALL OTHER WARRANTIES, EXPRESSED OR IMPLIED, AND THERE ARE NO WARRANTIES OF MERCHANTABILITY OR OF FITNESS FOR A PARTICULAR PURPOSE. IN NO EVENT SHALL PALADIN LIGHT ATTACHMENT TOOLS BE LIABLE FOR CONSEQUENTIAL OR SPECIAL DAMAGE.

PALADIN LIGHT ATTACHMENT TOOLS LIABILITY FOR ANY AND ALL LOSSES AND DAMAGES TO BUYER, RESULTING FROM ANY CAUSE WHATSOEVER, INCLUDING NEGLIGENCE, IRRESPECTIVE OF WHETHER SUCH DEFECTS ARE DISCOVERABLE OR LATENT, SHALL IN NO EVENT EXCEED THE PURCHASE PRICE OF THE PARTICULAR PRODUCTS WITH RESPECT TO WHICH LOSSES OR DAMAGES ARE CLAIMED, OR, AT THE ELECTION OF PALADIN LIGHT ATTACHMENT TOOLS THE REPAIR OR REPLACEMENT OF DEFECTIVE OR DAMAGED PRODUCTS.

Warranty Procedures

Upon notification of a problem/failure on a component, please advise the Customer Service Department as to the following:

- Serial number of the attachment
- Description of specific component failure
- Number of hours on Prime Mover
- Comments pertaining to failure from end user

If repair will require parts, **you must refer to warranty consideration** when ordering parts through the Customer Service Department.

Upon receipt of replacement parts or verbal approval from the Customer Service Department to proceed with warranty resolution, all defective parts must be retained for evaluation by the brand. **Failure to retain defective parts will result in cancellation to any warranty consideration.**


If a defective component is deemed necessary to be returned to the brand, a Returned Merchandise Authorization (RMA) number will be issued. All shipping documents should show this number.

If a defective component can be fixed at your location or in the field, please **notify the brand for approved rework authorization**. Send a picture of the defect to the Customer Service Department before proceeding with any other repairs.

Upon completion of the repairs, send all pertinent documentation showing labor hours, material costs, and any other warranty costs as described in the Paladin Attachment Tools Warranty Policy.

Flat rate hours will be quoted by the Customer Service Department for any repair. If problems are encountered that were not addressed originally, the brand must be contacted to obtain authorization for additional labor hours. Each brand cannot be responsible for work performed without prior notification.

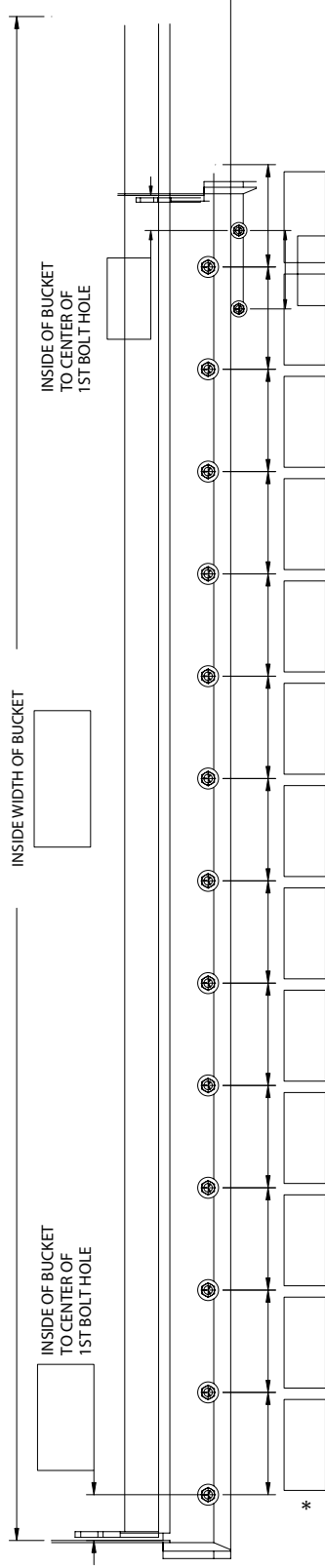




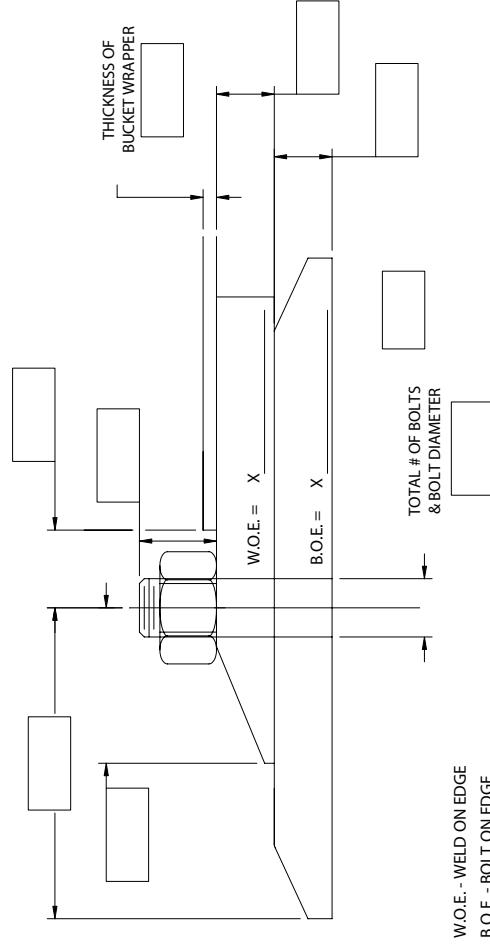
* If center to center dimension for bolt holes varies, use spaces below (as needed) to enter these dimensions.

**** If center to center dimension for bolt holes is equal for all holes, enter this dimension in Box below.**

1885



TOTAL OF ALL CENTER TO CENTER DIMENSIONS PLUS (2) INSIDE BUCKET TO CENTER OF 1ST BOLT HOLE DIMENSION SHOULD EQUAL INSIDE WIDTH OF BUCKET DIMENSION.



Additional comments:

To:
From:

**BRADCO**

HARLEY

SWEEPSTER

BILL TO		SHIP TO	
Customer#		Ship to#	
Company		Company	
Attn		Attn	
Street		Street	
City/ST/Zip		City/ST/Zip	
Phone		Phone	
Fax		Fax	
E-mail		E-mail	

Order Taken By:	Date	P.O. #	Terms
Ordered By	Ship Via	PPD Collect	F.O.B.

[illegible]

*****This order will not be processed without signature*****
Return via fax or e-mail ASAP to prevent order delay

Thank You!

Augers



To order a complete Auger Assembly, choose one item from each group:

- GROUP 1 - AUGER DRIVES
- GROUP 2 - MOUNTING KITS
- GROUP 3 - HYDRAULIC KITS
- GROUP 4 - AUGERS
- GROUP 5 - EXTENSIONS

Prices subject to change without notice.
If you wish to be a Dealer contact (800) 456-7100.
All prices are in US dollars

(800) 456-7100 • (734) 996-9014 fax
www.paladinattachments.com





To order a complete Auger Assembly, choose one item from each group:

GROUP 1 - AUGER DRIVES • GROUP 2 - MOUNTING KITS • GROUP 3 - HYDRAULIC KITS • GROUP 4 - AUGERS • GROUP 5 - EXTENSIONS

COMPLETE PLANETARY DRIVE SKID STEER ASSEMBLIES

	ORDER CODE	SHIP WEIGHT (LBS)	LIST PRICE
Planetary Drive Skid Steer Auger Assemblies*			
Must Order Auger Separate (3500 PSI maximum, 3000 PSI continuous)			
X975 2.56" round skid steer assembly*	24707	405	\$2,445.00
X975 2.00" hex skid steer assembly*	24708	405	\$2,445.00
X1475 2.56" round skid steer assembly*	24685	407	\$2,445.00
X1475 2.00" hex skid steer assembly*	24709	407	\$2,445.00
X1975 2.56" round skid steer assembly*	24686	409	\$2,648.00
X1975 2.00" hex skid steer assembly*	24710	409	\$2,648.00
X2475 2.56" round skid steer assembly*	24711	411	\$2,892.00
X2475 2.00" hex skid steer assembly*	24712	411	\$2,892.00
*Part number includes: drive unit	Varies		
mounting bracket with cradle	113026		
hose kit with universal flat face couplers	21212		

GROUP 1 - AUGER DRIVES

PLANETARY AUGER DRIVES

	ORDER CODE	SHIP WEIGHT (LBS)	LIST PRICE
"X" Series Planetary Auger Drives (3500 PSI maximum, 3000 PSI continuous)			
X975 2.56" round max dia 24"/ hyd flow 6-15 GPM	23547	148	\$1,799.00
X975 2.00" hex max dia 24"/ hyd flow 6-15 GPM	23546	148	\$1,799.00
X1475 2.56" round max dia 30"/ hyd flow 10-25 GPM	23538	150	\$1,799.00
X1475 2.00" hex max dia 30"/ hyd flow 10-25 GPM	23537	150	\$1,799.00
X1975 2.56" round max dia 36"/ hyd flow 15-30 GPM	23541	152	\$2,001.00
X1975 2.00" hex max dia 36"/ hyd flow 15-30 GPM	23540	152	\$2,001.00
X2475 2.56" round max dia 36"/ hyd flow 20-35 GPM	23544	154	\$2,245.00
X2475 2.00" hex max dia 36"/ hyd flow 20-35 GPM	23543	154	\$2,245.00
X3575 2.00" hex max dia 48" / hyd flow 18-30 GPM	24990	200	\$2,640.00

"X" Series for TLB & Excavators - hoses routed out the side

X975W R256 2.56" round planetary drive	24758	148	\$1,834.00
X975W H2 2.00" hex planetary drive	24024	148	\$1,834.00
X1475W R256 2.56" round planetary drive	24756	150	\$1,834.00
X1475W H2 2.00" hex planetary drive	24006	150	\$1,834.00
X1975W R256 2.56" round planetary drive	24757	152	\$2,001.00
X1975W H2 2.00" hex planetary drive	24007	152	\$2,001.00
X2475W R256 2.56" round planetary drive	24456	154	\$2,290.00
X2475W H2 2.00" hex planetary drive	24025	154	\$2,290.00

AUGER DRIVES CONTINUED ON NEXT PAGE

Continued Next Page

To order a complete Auger Assembly, choose one item from each group:

GROUP 1 - AUGER DRIVES • GROUP 2 - MOUNTING KITS • GROUP 3 - HYDRAULIC KITS • GROUP 4 - AUGERS • GROUP 5 - EXTENSIONS

GROUP 1 CONT. - AUGER DRIVES			
2 SPEED PLANETARY AUGER DRIVES		ORDER CODE	SHIP WEIGHT (LBS)
LIST PRICE			
Manual and Electric Shift Available (3000 PSI maximum)			
3K2 2.56" round manual shift max dia 36" / hyd flow 10-25 GPM	24475	208	\$2,227.00
3K2 2.00" hex manual shift max dia 36" / hyd flow 10-25 GPM	24476	208	\$2,227.00
3K2 2.56" round electric shift (requires control box) max dia 36" / hyd flow 10-25 GPM	24477	208	\$2,390.00
3K2 2.00" hex electric shift (requires control box) max dia 36" / hyd flow 10-25 GPM	24478	208	\$2,390.00
electrical control box	15757	5	\$216.00
15 ft extension cable for 3K2 (loader arm routing)	101095	3	\$39.00
HIGH TORQUE DRIVE		ORDER CODE	SHIP WEIGHT (LBS)
LIST PRICE			
Shift on Demand High Torque 2-Speed Drive			
8K2 2.50" hex shift on demand, high torque drive, max dia. 48"/30-45 GPM, 3800psi	24905	400	\$7,599.00
High Torque Drives (Case Drain Required except X4575) (replaces X3450, X4450, X8000)			
X4075 2.00" hex planetary drive / max dia 48" 24-32 GPM Max PSI 4,000	24900	345	\$3,976.00
X4575 2.00" hex planetary drive / max dia 48" 22-36 GPM Max PSI 3,500	113459	350	\$4,572.00
X5075 2.00" hex planetary drive / max dia 48" 28-40 GPM Max PSI 3,500	24901	375	\$3,965.00
X6075 2.00" hex planetary drive / max dia 48" 30-53 GPM Max PSI 3,500	24902	400	\$4,616.00
X6075 2.50" hex planetary drive / max dia 48" 30-53 GPM Max PSI 3,500	24903	400	\$4,616.00
X8075 2.50" hex planetary drive / max dia 48" 36-54 GPM Max PSI 3,500	24904	400	\$5,189.00
DIRECT DRIVES		ORDER CODE	SHIP WEIGHT (LBS)
LIST PRICE			
"D" Series Direct Drive (3000 PSI maximum)			
D450 2.00" round direct drive max dia 12" / hydraulic flow 5-10 GPM	23145	77	\$1,260.00
VALUE DRIVES SERIES		ORDER CODE	SHIP WEIGHT (LBS)
LIST PRICE			
25 Series Planetary Value Drive Skid-Steer Auger Assemblies <i>Must Order Auger Separate (3000 PSI maximum)</i>			
X1625 2.56" round skid steer assembly*	111680	315	\$2,370.00
X1625 2.00" hex skid steer assembly*	111679	315	\$2,370.00
* Part number includes: drive unit	VARIES		
mounting bracket with cradle	113026		
hose kit with universal flat face couplers	21212		
25 Series Planetary Value Drives (includes pin) <i>Must Order Mount & Auger Separate (3000 PSI maximum)</i>			
X825 2.56" round max dia 18" / hyd flow 8-15 GPM	111240	135	\$1,795.00
X825 2.00" hex max dia 18" / hyd flow 8-15 GPM	111239	135	\$1,850.00
X1225 2.56" round max dia 24" / hyd flow 10-18 GPM	111242	135	\$1,482.00
X1225 2.00" hex max dia 24" / hyd flow 10-18 GPM	111241	135	\$1,619.00
X1425 2.56" round max dia 30" / hyd flow 12-24 GPM	111244	135	\$1,621.00
X1425 2.00" hex max dia 30" / hyd flow 12-24 GPM	111243	135	\$1,574.00
X1625 2.56" round max dia 36" / hyd flow 12-24 GPM	111246	135	\$1,709.00
X1625 2.00" hex max dia 36" / hyd flow 12-24 GPM	111245	135	\$1,895.00
AUGERS CONTINUED ON NEXT PAGE			

Continued Next Page

Prices subject to change without notice.
If you wish to be a Dealer contact (800) 456-7100.
All prices are in US dollars

(800) 456-7100 • (734) 996-9014 fax
www.paladinattachments.com



To order a complete Auger Assembly, choose one item from each group:

GROUP 1 - AUGER DRIVES • GROUP 2 - MOUNTING KITS • GROUP 3 - HYDRAULIC KITS • GROUP 4 - AUGERS • GROUP 5 - EXTENSIONS

GROUP 2 - MOUNTING KITS

SPECIALTY MOUNTING KITS STANDARD MOUNTING UP TO X5075

ORDER CODE

SHIP
WEIGHT
(LBS)

LIST PRICE

Cradle (required for all mounting brackets)

Cradle for D450	21668	27	\$74.00
Cradle for all "X" Series, High Torque, and 2 Speed Auger Drives	21670	27	\$81.00

Skid Steer Mounting Brackets (cradle required)

Universal Skid-Steer Loader Mount with Cradle	113026	170	\$434.00
Universal Skid-Steer Mounting (requires cradle)	21236	170	\$368.00
John Deere 675 / 675B	21237	170	\$542.00
John Deere 570 / 575	21249	170	\$542.00
New Holland 555 / 780	21237	170	\$542.00
New Holland L454 / L455 / L464 / L225 / L325	21249	170	\$542.00
Thomas T103/T133 - Thomas hitch	21245	170	\$542.00
Universal Swivel Kit -includes pins & clips - for customer-made mounts	21221	14	\$114.00
Universal Front End Loader Mount - bolts to loader arm or lip of bucket - not for use with skid steer loaders - no welding involved	21235	39	\$270.00

Tractor Mount Skid-Steer Compatible Mounting Kit

Tractor mount offset (compatible with universal skid steer quick attach)	24777	147	\$394.00
Bobcat XChange QA (welds to bucket blank) (pivot only)	24829	40	\$238.00
Weld-On Universal Plate (welds to customer made mount) (pivot only)	24462	40	\$238.00
Weld-On Universal Plate (welds to customer made mount) (cradle ready)	24615	75	\$286.00

Special Mounting Kits for 6075, 8075, 8K2 Auger Drives (Heavy Duty)

Universal Skid Steer Auger Mount - order cradle separately universal skid steer auger mount (6075, 8075, 8K2 Auger Drives) (cradle ready)	23834	250	\$705.00
Weld-On Universal Plate (welds to customer made mount) (pivot)	24089	75	\$528.00

Telehandler and Wheel Loader Mounting Kits (cradles optional) **Note: If your mount is not listed call 800.456.7100

Bobcat V518 / V523	24067	280	\$893.00
Carelift ZB10044/12032/10055	16174	183	\$623.00
Caterpillar all IT/TH coupler mounts includes stop blocks	21247	166	\$758.00
FFC QCP 7000 Quick Attach	24793	283	\$1,141.00
Gradall / JLG "G" Series Hitch	12914	250	\$1,223.00
JCB Q-fit	24067	280	\$893.00
JRB 416 Series Hitch	103806	330	\$1,404.00
John Deere 244	23740	196	\$803.00
Kubota R400/R410/R510/R520	21244	170	\$558.00
New Holland Versattach LM430 / LM640 / LM840 / LM850 / LM860	24067	280	\$893.00
Pettibone 8044	13058	190	\$994.00
Trak Q-hitch	12402	185	\$863.00
Volvo L30-35	23740	196	\$803.00

GROUP 2 CONTINUED ON NEXT PAGE

Continued Next Page

To order a complete Auger Assembly, choose one item from each group:

GROUP 1 - AUGER DRIVES • GROUP 2 - MOUNTING KITS • GROUP 3 - HYDRAULIC KITS • GROUP 4 - AUGERS • GROUP 5 - EXTENSIONS

GROUP 2 CONT. - MOUNTING KITS

SPECIALTY MOUNTING KITS STANDARD MOUNTING UP TO X5075 CONT.		ORDER CODE	SHIP WEIGHT (LBS)	LIST PRICE
Tractor Loader Mounting Kits (cradles optional) **Note: If your quick coupler mount is not listed call 800.456.7100				
JCB 212S Q-fit		25858	259	\$1,051.00
John Deere 400/500 with hoses & quick-couplers		23894	187	\$705.00
John Deere 600/700 with hoses & quick -couplers		101733	197	\$921.00
Tractor mount offset (compatible with universal skid steer quick attach)		24777	147	\$394.00
Universal front end loader bolts to loader arm or lip of bucket (pivot only) not for use with skid steer loaders - no welding involved		21235	39	\$270.00

MOUNTING FOR "C" SERIES AND "X" SERIES UP TO 5075

	ORDER CODE	SHIP WEIGHT (LBS)	LIST PRICE
Mini Excavator and Small Backhoe Mounts for "C" Series and "X" Series maximum boom width = 12" (no cradle required)			
Bucket Pin			
25mm dia bucket pin	21226	27	\$258.00
1.00" dia bucket pin	21234	27	\$258.00
30mm dia bucket pin	21229	27	\$258.00
1.25" dia bucket pin	21224	27	\$258.00
35mm or 1.375" dia bucket pin	21225	27	\$258.00
1.50" dia bucket pin	21223	27	\$258.00
40mm dia bucket pin	21230	27	\$258.00
1.75" dia bucket pin	21228	27	\$258.00
45mm dia bucket pin	21231	27	\$258.00
2.00" or 50mm dia bucket pin	21232	30	\$258.00

Dipper Mountings Pendulum Style Mounting Kits **Note: If your mount is not listed call 800.456.7100			
Bobcat 325	23786	75	\$615.00
Bobcat 337	23518	75	\$615.00
Bobcat 341	23940	75	\$615.00
Bobcat 442	24720	75	\$615.00
Case 9010B	23294	75	\$738.00
Case 580/590	21279	70	\$522.00
Case CX25	24399	75	\$615.00
Case CX80	24955	75	\$615.00
Caterpillar 303.5	23925	75	\$615.00
Caterpillar 304.5	23990	75	\$615.00
Caterpillar 307 / 308 / E70B	23698	75	\$615.00
Caterpillar 312/314	23394	75	\$738.00
Caterpillar 315	23461	75	\$738.00
Caterpillar 320/E200	24471	75	\$738.00
Caterpillar 325	23622	75	\$738.00
Caterpillar 416&D/420D/426/428/430D/436/446D	21283	70	\$522.00
Caterpillar 446	24005	75	\$615.00

DIPPER MOUNTINGS CONTINUED NEXT PAGE

Continued Next Page

Prices subject to change without notice.
If you wish to be a Dealer contact (800) 456-7100.
All prices are in US dollars

(800) 456-7100 • (734) 996-9014 fax
www.paladinattachments.com



To order a complete Auger Assembly, choose one item from each group:

GROUP 1 - AUGER DRIVES • GROUP 2 - MOUNTING KITS • GROUP 3 - HYDRAULIC KITS • GROUP 4 - AUGERS • GROUP 5 - EXTENSIONS

GROUP 2 CONT. - MOUNTING KITS		ORDER CODE	SHIP WEIGHT (LBS)	LIST PRICE
Dipper Mountings cont. Pendulum Style Mounting Kits **Note: If your mount is not listed call 800.456.7100				
Daewoo 5130W model 5		23916	75	\$738.00
Daewoo 170-3 / 170-W		23454	75	\$738.00
Earth Force EF4		24637	75	\$615.00
Gehl 803		24944	75	\$615.00
Hitachi EX75ER5		24765	75	\$615.00
IHI 17NE / 18J		24412	75	\$738.00
JCB 8052/8060		23919	75	\$1,105.00
Fermec 790		23899	75	\$738.00
Hitachi UH9		24427	75	\$738.00
Hitachi EX50V		23890	75	\$615.00
Hyundai 200LC		23895	75	\$738.00
JCB 8032Z		24548	75	\$615.00
JCB 1400/1700		21287	70	\$522.00
John Deere 20		24689	75	\$738.00
John Deere 200C-CL		23492	75	\$738.00
John Deere 310SE / 410E		23385	75	\$615.00
John Deere 490		23566		\$738.00
John Deere 710D		23359	75	\$615.00
John Deere 200LC		24471	75	\$738.00
John Deere 310D		23424	75	\$738.00
John Deere 310SG		24728	75	\$615.00
John Deere 310/410/510		21281	70	\$522.00
John Deere 310SE/310SG/410E/410G		21289	70	\$522.00
John Deere 310J pin on with cradle		114143	133	\$740.00
John Deere 310SJ/310TJ/410J/410T (pin on with cradle)		114144	140	\$768.00
Kobelco SK025		23605	75	\$615.00
Kobelco SK200		23781	75	\$738.00
Kobelco SR35		23290	75	\$615.00
Komatsu PC30 MRX-1		23980	75	\$615.00
Komatsu PC50 MR-2		24531	75	\$615.00
Komatsu PC35		23518	75	\$615.00
Komatsu PC60		23281	75	\$615.00
Komatsu PC95/78		23557	75	\$615.00
Komatsu PC100		23554	75	\$615.00
Komatsu PC300		24890	75	\$615.00
Kubota KH35 / KH41 / KX36 / KX41 / KX41-2 (25mm pin)		21255	27	\$522.00
Kubota KH60 / KH61 / KH66 / KX61 / KX71 (35mm pin)		21258	30	\$522.00
Kubota KH90 / KH91 / KH101 / KX91-2 / KX101 / KX121-2 / KX-71-3 (40mm pin)		21261	35	\$522.00
Kubota KH151 / KH191 / KX151 / KX161-2 (45mm pin)		21264	39	\$522.00
Kubota KH28/KH170 (45mm pin)		21267	31	\$522.00
Kubota KX61-2 (30mm pin)		21268	31	\$522.00

DIPPER MOUNTINGS CONTINUED NEXT PAGE

Continued Next Page

To order a complete Auger Assembly, choose one item from each group:

GROUP 1 - AUGER DRIVES • GROUP 2 - MOUNTING KITS • GROUP 3 - HYDRAULIC KITS • GROUP 4 - AUGERS • GROUP 5 - EXTENSIONS

GROUP 2 CONT. - MOUNTING KITS		ORDER CODE	SHIP WEIGHT (LBS)	LIST PRICE
Dipper Mountings cont. Pendulum Style Mounting Kits **Note: If your mount is not listed call 800.456.7100				
Kubota KX080		24939		\$698.00
Linkbelt 2650C		23901	75	\$738.00
New Holland 400/500/600/700 series		21285	70	\$524.00
New Holland LB75 / 80 / 110 / 115		24528	75	\$615.00
New Holland EC35		23986	75	\$615.00
New Holland EC45		24467	75	\$615.00
New Holland EC25		24548	75	\$615.00
Samsung SE50		23940	75	\$615.00
Takeuchi TB135		24552	75	\$615.00
Takeuchi TB070 / TB175 / TB180		109934	75	\$615.00
Volvo EC15/20 Quick Attach with cradle		23736	95	\$895.00
Volvo BL70		24634	75	\$615.00
Volvo EC25/30 Quick Attach with cradle		23737	115	\$895.00
Volvo EC35		24552	75	\$615.00
Volvo EC45/55 Quick Attach with cradle		23738	125	\$1,166.00
Volvo EC15 includes hoses		23471	75	\$615.00
Yanmar VI070		23996	75	\$615.00

TLB and Excavator Dedicated Quick Attach and Pin On Bucket Mounting Kits **Note: with quick coupler			
Bradco 375, 3375, 408N & 408W (cradle ready)	23930	35	\$276.00
Bradco 500 & 600 series (cradle ready)	23561	40	\$414.00
C+P (Wain Roy) #027 (cradle ready)	23362	115	\$693.00
C+P (Wain Roy) #030 (not cradle ready)	23435	240	\$1,570.00
C+P (Wain Roy) #034 & 036 (not cradle ready)	23439	408	\$1,757.00
Wain Roy HDM 30/45 (cradle ready)	108903	130	\$739.00
Custom Pendulum Pin-on (up to 5075 Auger Drive) 1.5" - 2.5" pin diameter	contact factory	N/A	\$595.00
Custom Pendulum Pin-on (up to 5075 Auger Drive) 2.5" - 4" pin diameter	contact factory	N/A	\$595.00

HEAVY DUTY MOUNTING KITS		ORDER CODE	SHIP WEIGHT (LBS)	LIST PRICE
Heavy Duty Mounting (X6075 / X8075 / 8K2 Require Case Drain)				
Universal Skid Steer Auger Mount - order cradle separately		23834	250	\$705.00
Case CX80 (no dipper pin) (pendulum)		111305	75	\$900.00
Case 580/590 (1.75" pin and 10.125" dipper width)		21291	75	\$522.00
Caterpillar 330 excavator (pin grabber)		112234		\$2,006.00
Caterpillar 416/426/428/436 (50mm pin and 10.63" dipper width)		21293	75	\$522.00
Caterpillar 311/312 (pin grabber)		24931		\$1,610.00
Caterpillar 420D/416D/430D quick attach assembly (pin grabber) (pivot only)		23937	185	\$1,570.00
JCB 214 / 1400/1700 (1.75" pin-6.625" dipper width)		21295	75	\$522.00

HEAVY DUTY MOUNTING CONTINUED NEXT PAGE

Continued Next Page

Prices subject to change without notice.
If you wish to be a Dealer contact (800) 456-7100.
All prices are in US dollars

(800) 456-7100 • (734) 996-9014 fax
www.paladinattachments.com



To order a complete Auger Assembly, choose one item from each group:

GROUP 1 - AUGER DRIVES • GROUP 2 - MOUNTING KITS • GROUP 3 - HYDRAULIC KITS • GROUP 4 - AUGERS • GROUP 5 - EXTENSIONS

GROUP 2 CONT. - MOUNTING KITS		ORDER CODE	SHIP WEIGHT (LBS)	LIST PRICE
Heavy Duty Mounting (X6075 / X8075 / 8K2 Require Case Drain)				
John Deere 200CLC with pivot quick attach (pin grabber)		112159		\$1,834.00
John Deere 310/410/510 (1.75" pin-8.281" dipper width)		21292	75	\$522.00
John Deere 310SE/310SG/410E/410G (JD universal coupler)		23797	204	\$1,570.00
John Deere 310SE/310SG/410E/410G (55mm pin and 8.281" dipper width)		21296	75	\$522.00
Kobelco SK115SRDZ (pin grabber)		109909	75	\$1,491.00
New Holland 400/500/600/700 series (1.75" pin and 7.938" dipper width)		21294	75	\$522.00
Case CX80 (no dipper pins) with cradle		111276	75	\$738.00
Case CX160 (pin grabber) (cradle ready)		24849	185	\$1,535.00
Case 580M/590M (pin grabber) (with cradle)		105455	185	\$1,344.00
Caterpillar 303.5 (pin grabber) (cradle ready)		110770	185	\$1,112.00
Caterpillar 307/308 (pin grabber) (cradle ready)		109230	185	\$1,087.00
Caterpillar 308 (pin grabber) (pivot only)		24956	185	\$1,212.00
Caterpillar 311/312 (pin grabber) (pivot only)		109772	185	\$1,834.00
Caterpillar 416C/420C (pin grabber) (pivot only)		24374	185	\$1,570.00
JCB 214 (pin grabber) (with cradle)		24724	185	\$880.00
John Deere 160 (pin grabber) (pivot only)		23887	185	\$1,957.00
John Deere 27/35 mini excavator mounting kit (quick coupler) (pivot only)		24008	75	\$498.00
John Deere 200 CLC with BMP quick hitch (pin grabber) (pivot only)		24785	185	\$1,547.00
John Deere 310G (pin grabber) (pivot only)		24617	185	\$1,569.00
John Deere 310SE (pin grabber) (cradle ready)		110761	185	\$1,540.00
John Deere 310SE/310SG/410E/410G (JD dedicated coupler) (pin grabber) (pivot only)		24092	185	\$1,570.00
John Deere 310SE/310SG/410E/410G (JD universal coupler) (pivot only) quick attach		23796	185	\$1,570.00
Komatsu 146 (pin grabber) (cradle ready)		24975	185	\$1,212.00
Komatsu PC138 (pin grabber) (cradle ready)		110718	254	\$1,342.00
Komatsu PC27MR-2 (pin grabber) (cradle ready)		110212	185	\$863.00
Komatsu PC45R-8E (pin grabber) (cradle ready)		24369	185	\$1,087.00
Komatsu PC58UU-3 (pin grabber) (pivot only)		24406	185	\$888.00
Kobelco SK115SR0Z (pin grabber) (with cradle)		24733	185	\$1,112.00
Kubota 161-3 (pin grabber) (cradle ready)		24971	185	\$783.00
Kubota 45SR (pin grabber) (cradle ready)		24897	185	\$783.00
Kubota R520BH (pin grabber) (cradle ready)		109490	185	contact factory
Kubota U25 with quick coupler (factory) (pivot only)		24925	85	\$623.00
Kubota KX41-3 / U15 (quick coupler) (factory) (pivot only)		24749	70	\$623.00
Kubota KX71-3/KX91-3/KX121-3 / U35 with quick coupler (factory) (pivot only)		24282	85	\$623.00
Kubota KX161-3 / U45 with quick coupler (factory) (pivot only)		24450	90	\$623.00
Kubota KX080 with quick coupler (factory) (cradle ready)		113464		\$732.00
Linkbelt LS2800C2 (pin grabber) (pivot only)		23874		contact factory
New Holland LB75 / 90 / 110 / 115 (pin grabber 15 3/4 center to center) (pivot only)		113786	185	\$1,334.00
New Holland LB75 / 90 / 110 / 115 (pin grabber 15 3/8 center to center) (pivot only)		24365	185	\$1,570.00
New Holland EC25 (pin grabber) (with cradle)		24873	185	\$684.00

HEAVY DUTY MOUNTING CONTINUED NEXT PAGE

Continued Next Page

To order a complete Auger Assembly, choose one item from each group:

GROUP 1 - AUGER DRIVES • GROUP 2 - MOUNTING KITS • GROUP 3 - HYDRAULIC KITS • GROUP 4 - AUGERS • GROUP 5 - EXTENSIONS

GROUP 2 CONT. - MOUNTING KITS		ORDER CODE	SHIP WEIGHT (LBS)	LIST PRICE
Heavy Duty Mounting (X6075 / X8075 / 8K2 Require Case Drain)				
Volvo BL70 (pin grabber)		112151		\$1,096.00
Yanmar VI027 / VI035 (quick coupler) (pin grabber) (pivot only)		24403	83	\$565.00
Yanmar VI040 / VI045 / VI055 / VI050 (quick coupler) (pin grabber) (pivot only)		24460	76	\$693.00
Yanmar B7 / SV100 / VI075 (quick coupler) (pin grabber) (pivot only)		24837	113	\$879.00

TLB & Excavator Quick Hitch Coupler Mounts for X6075, X8075, and 8K2				
C+P (Wain Roy) #030		23434	322	\$1,757.00

GROUP 3 - HYDRAULIC KITS		ORDER CODE	SHIP WEIGHT (LBS)	LIST PRICE
for Skid-Steer Mounted "C" Series & "X" Series up to X3575				
universal flat face couplers & (2) 108" long hoses		21212	20	\$242.00
Case old-style couplers & (2) 108" long hoses		21213	20	\$251.00
no couplers & (2) 108" long hoses with #12 o-ring thread		21214	15	\$141.00
no couplers & (2) 108" long hoses with NP thread		24041	15	\$141.00

Skid-Steer Loader Universal Hydraulic Quick Couplers				
flat face female coupler (.50" pipe thread)		84925	2	\$104.00
flat face male coupler (.50" pipe thread)		84924	2	\$36.00
flat face female coupler (12 o-ring)		22518	2	\$76.00
flat face male coupler (12 o-ring)		22519	2	\$55.00

for Skid-Steer Mounted High Torque Drives				
no couplers & (2) 108" long hoses		21217	20	\$255.00
108" x .75" hose kits with drain line		38575	26	\$311.00
88" x .75" hose kits with drain line		38576	26	\$270.00

Case Drain Couplers				
.25 body male flat face coupler with adapter		111215	1	\$22.00
.38 body male flat face coupler		84923	1	\$48.00
.38 body female flat face coupler		84928	1	\$102.00

High Flow Couplers				
.50 body male flat face coupler		22519	2	\$55.00
.50 body female flat face coupler		22518	2	\$76.00
.625 body male flat face coupler		84922	3	\$90.00
.625 body female flat face coupler		84921	3	\$144.00
.75 body male flat face coupler		22521	3	\$165.00
.75 body female flat face coupler		22520	3	\$165.00

AUGERS CONTINUED NEXT PAGE

Continued Next Page

Prices subject to change without notice.
If you wish to be a Dealer contact (800) 456-7100.
All prices are in US dollars

(800) 456-7100 • (734) 996-9014 fax
www.paladinattachments.com



To order a complete Auger Assembly, choose one item from each group:

GROUP 1 - AUGER DRIVES • GROUP 2 - MOUNTING KITS • GROUP 3 - HYDRAULIC KITS • GROUP 4 - AUGERS • GROUP 5 - EXTENSIONS

GROUP 4 - AUGERS

ORDER
CODE

SHIP
WEIGHT
(LBS)

LIST PRICE

AUGER STYLES



"HDF"

light-moderate ground



"HDC"

difficult ground



"HTF"

tree / shrub planting



"ROCK RIPPER"

rock / frozen ground



"MDC"

difficult ground

GROUP 4 - AUGERS

HDC STYLE AUGERS (FORMERLY HDP)

ORDER
CODE

SHIP WEIGHT
(LBS)

LIST PRICE

3' HDC Style Augers 2" round

6" x 3' (2 teeth) HDC style auger 2" round	20034	36	\$328.00
8" x 3' (4 teeth) HDC style auger 2" round	20069	70	\$453.00
9" x 3' (4 teeth) HDC style auger 2" round	20111	74	\$480.00
10" x 3' (4 teeth) HDC style auger 2" round	20158	78	\$488.00
12" x 3' (4 teeth) HDC style auger 2" round	20199	96	\$510.00
15" x 3' (6 teeth) HDC style auger 2" round	20252	109	\$656.00
16" x 3' (6 teeth) HDC style auger 2" round	20281	117	\$694.00
18" x 3' (6 teeth) HDC style auger 2" round	20319	134	\$777.00
20" x 3' (6 teeth) HDC style auger 2" round	20361	158	\$1,046.00
24" x 3' (8 teeth) HDC style auger 2" round	20398	173	\$1,088.00
30" x 3' (10 teeth) HDC style auger 2" round	20439	220	\$1,377.00
36" x 3' (12 teeth) HDC style auger 2" round	20484	302	\$1,500.00

3' HDC Style Augers 2.56" round

6" x 3' (2 teeth) HDC style auger 2.56" round	20035	36	\$328.00
8" x 3' (4 teeth) HDC style auger 2.56" round	20070	70	\$453.00
9" x 3' (4 teeth) HDC style auger 2.56" round	20112	74	\$480.00
10" x 3' (4 teeth) HDC style auger 2.56" round	20159	78	\$488.00
12" x 3' (4 teeth) HDC style auger 2.56" round	20200	96	\$510.00
15" x 3' (6 teeth) HDC style auger 2.56" round	20253	109	\$656.00
16" x 3' (6 teeth) HDC style auger 2.56" round	20282	117	\$694.00
18" x 3' (6 teeth) HDC style auger 2.56" round	20320	134	\$777.00
20" x 3' (6 teeth) HDC style auger 2.56" round	20362	158	\$1,040.00
24" x 3' (8 teeth) HDC style auger 2.56" round	20399	173	\$1,088.00
30" x 3' (10 teeth) HDC style auger 2.56" round	20440	220	\$1,377.00
36" x 3' (12 teeth) HDC style auger 2.56" round	20485	302	\$1,500.00

HDC STYLE AUGERS CONTINUED NEXT PAGE

Continued Next Page

To order a complete Auger Assembly, choose one item from each group:

GROUP 1 - AUGER DRIVES • GROUP 2 - MOUNTING KITS • GROUP 3 - HYDRAULIC KITS • GROUP 4 - AUGERS • GROUP 5 - EXTENSIONS

GROUP 4 CONT. - AUGERS			
HDC STYLE AUGERS (FORMERLY HDP) CONT.	ORDER CODE	SHIP WEIGHT (LBS)	LIST PRICE
3' HDC Style Augers 2" hex			
6" x 3' (2 teeth) HDC style auger 2" hex	20033	36	\$328.00
8" x 3' (4 teeth) HDC style auger 2" hex	20068	70	\$453.00
9" x 3' (4 teeth) HDC style auger 2" hex	20109	74	\$480.00
10" x 3' (4 teeth) HDC style auger 2" hex	20157	78	\$488.00
12" x 3' (4 teeth) HDC style auger 2" hex	20198	96	\$510.00
15" x 3' (6 teeth) HDC style auger 2" hex	20251	109	\$656.00
16" x 3' (6 teeth) HDC style auger 2" hex	20280	117	\$694.00
18" x 3' (6 teeth) HDC style auger 2" hex	20318	134	\$777.00
20" x 3' (6 teeth) HDC style auger 2" hex	20360	158	\$1,046.00
24" x 3' (8 teeth) HDC style auger 2" hex	20397	173	\$1,088.00
30" x 3' (10 teeth) HDC style auger 2" hex	20438	220	\$1,377.00
36" x 3' (12 teeth) HDC style auger 2" hex	20483	302	\$1,500.00
4' HDC Style Augers 2" round			
6" x 4' (2 teeth) HDC style auger 2" round	20038	45	\$344.00
8" x 4' (4 teeth) HDC style auger 2" round	20073	90	\$494.00
9" x 4' (4 teeth) HDC style auger 2" round	20115	98	\$519.00
10" x 4' (4 teeth) HDC style auger 2" round	20161	113	\$537.00
12" x 4' (4 teeth) HDC style auger 2" round	20203	128	\$553.00
15" x 4' (6 teeth) HDC style auger 2" round	20255	139	\$701.00
16" x 4' (6 teeth) HDC style auger 2" round	20284	167	\$736.00
18" x 4' (6 teeth) HDC style auger 2" round	20323	204	\$820.00
20" x 4' (6 teeth) HDC style auger 2" round	20364	231	\$1,097.00
24" x 4' (8 teeth) HDC style auger 2" round	20402	272	\$1,203.00
30" x 4' (10 teeth) HDC style auger 2" round	20442	312	\$1,486.00
36" x 4' (12 teeth) HDC style auger 2" round	20487	430	\$1,601.00
4' HDC Style Augers 2.56" round			
6" x 4' (2 teeth) HDC style auger 2.56" round	20039	45	\$344.00
8" x 4' (4 teeth) HDC style auger 2.56" round	20074	90	\$494.00
9" x 4' (4 teeth) HDC style auger 2.56" round	20116	98	\$519.00
10" x 4' (4 teeth) HDC style auger 2.56" round	20162	113	\$537.00
12" x 4' (4 teeth) HDC style auger 2.56" round	20204	128	\$553.00
15" x 4' (6 teeth) HDC style auger 2.56" round	20256	139	\$701.00
16" x 4' (6 teeth) HDC style auger 2.56" round	20285	167	\$736.00
18" x 4' (6 teeth) HDC style auger 2.56" round	20324	204	\$820.00
20" x 4' (6 teeth) HDC style auger 2.56" round	20365	231	\$1,098.00
24" x 4' (8 teeth) HDC style auger 2.56" round	20403	272	\$1,203.00
30" x 4' (10 teeth) HDC style auger 2.56" round	20443	312	\$1,486.00
36" x 4' (12 teeth) HDC style auger 2.56" round	20488	430	\$1,601.00
42" x 4' (16 teeth) HDC style auger 2.56" round	20514	460	\$2,482.00
48" x 4' (20 teeth) HDC style auger 2.56" round	20524	550	\$2,700.00
HDC STYLE AUGERS CONTINUED NEXT PAGE			

Continued Next Page

Prices subject to change without notice.
If you wish to be a Dealer contact (800) 456-7100.
All prices are in US dollars

(800) 456-7100 • (734) 996-9014 fax
www.paladinattachments.com



To order a complete Auger Assembly, choose one item from each group:

GROUP 1 - AUGER DRIVES • GROUP 2 - MOUNTING KITS • GROUP 3 - HYDRAULIC KITS • GROUP 4 - AUGERS • GROUP 5 - EXTENSIONS

GROUP 4 CONT. - AUGERS

HDC STYLE AUGERS (FORMERLY HDP) CONT.	ORDER CODE	SHIP WEIGHT (LBS)	LIST PRICE
4' HDC Style Augers 2" hex			
6" x 4' (2 teeth) HDC style auger 2" hex	20036	45	\$344.00
8" x 4' (4 teeth) HDC style auger 2" hex	20071	90	\$494.00
9" x 4' (4 teeth) HDC style auger 2" hex	20113	98	\$519.00
10" x 4' (4 teeth) HDC style auger 2" hex	20160	113	\$537.00
12" x 4' (4 teeth) HDC style auger 2" hex	20201	113	\$553.00
15" x 4' (6 teeth) HDC style auger 2" hex	20254	139	\$701.00
16" x 4' (6 teeth) HDC style auger 2" hex	20283	167	\$736.00
18" x 4' (6 teeth) HDC style auger 2" hex	20321	163	\$820.00
20" x 4' (6 teeth) HDC style auger 2" hex	20363	231	\$1,098.00
24" x 4' (8 teeth) HDC style auger 2" hex	20401	272	\$1,203.00
30" x 4' (10 teeth) HDC style auger 2" hex	20441	312	\$1,486.00
36" x 4' (12 teeth) HDC style auger 2" hex	20486	430	\$1,601.00
42" x 4' (16 teeth) HDC style auger 2" hex	20512	460	\$2,482.00
48" x 4' (20 teeth) HDC style auger 2" hex	20523	550	\$2,703.00

5' HDC-Style Augers 2" hex			
6" x 5' (2 teeth) HDC style auger 2" hex	20040	54	\$408.00
8" x 5' (4 teeth) HDC style auger 2" hex	20075	110	\$589.00
9" x 5' (4 teeth) HDC style auger 2" hex	20117	122	\$606.00
10" x 5' (4 teeth) HDC style auger 2" hex	20163	130	\$616.00
12" x 5' (4 teeth) HDC style auger 2" hex	20205	160	\$641.00
15" x 5' (6 teeth) HDC style auger 2" hex	20257	188	\$768.00
16" x 5' (6 teeth) HDC style auger 2" hex	20286	217	\$853.00
20" x 5' (6 teeth) HDC style auger 2" hex	20366	301	\$1,278.00
24" x 5' (8 teeth) HDC style auger 2" hex	20404	386	\$1,376.00
30" x 5' (10 teeth) HDC style auger 2" hex	20444	486	\$1,768.00
36" x 5' (12 teeth) HDC style auger 2" hex	20489	676	\$1,873.00

5' HDC-Style Augers 2" round			
6" x 5' (2 teeth) HDC style auger 2" round	20041	54	\$408.00
8" x 5' (4 teeth) HDC style auger 2" round	20076	110	\$589.00
9" x 5' (4 teeth) HDC style auger 2" round	20118	122	\$606.00
12" x 5' (4 teeth) HDC style auger 2" round	20206	160	\$641.00
15" x 5' (6 teeth) HDC style auger 2" round	20258	188	\$768.00
16" x 5' (6 teeth) HDC style auger 2" round	20287	217	\$853.00
18" x 5' (6 teeth) HDC style auger 2" round	20326	262	\$943.00
20" x 5' (6 teeth) HDC style auger 2" round	20367	301	\$1,278.00
24" x 5' (8 teeth) HDC style auger 2" round	20405	386	\$1,376.00
30" x 5' (10 teeth) HDC style auger 2" round	20445	486	\$1,768.00
36" x 5' (12 teeth) HDC style auger 2" round	20490	676	\$1,873.00

HDC STYLE AUGERS CONTINUED NEXT PAGE

Continued Next Page

To order a complete Auger Assembly, choose one item from each group:

GROUP 1 - AUGER DRIVES • GROUP 2 - MOUNTING KITS • GROUP 3 - HYDRAULIC KITS • GROUP 4 - AUGERS • GROUP 5 - EXTENSIONS

GROUP 4 CONT. - AUGERS			
HDC STYLE AUGERS (FORMERLY HDP) CONT.	ORDER CODE	SHIP WEIGHT (LBS)	LIST PRICE
5' HDC-Style Augers 2.56" round			
6" x 5' (2 teeth) HDC style auger 2.56" round	20042	54	\$408.00
8" x 5' (4 teeth) HDC style auger 2.56" round	20077	110	\$589.00
10" x 5' (4 teeth) HDC style auger 2.56" round	20165	130	\$616.00
12" x 5' (4 teeth) HDC style auger 2.56" round	20207	160	\$641.00
15" x 5' (6 teeth) HDC style auger 2.56" round	20259	188	\$768.00
24" x 5' (8 teeth) HDC style auger 2.56" round	20406	386	\$1,376.00
30" x 5' (10 teeth) HDC style auger 2.56" round	20446	486	\$1,768.00
36" x 5' (12 teeth) HDC style auger 2.56" round	20491	676	\$1,873.00
6' HDC-Style Augers 2" hex			
6" x 6' (2 teeth) HDC style auger 2" hex	20043	63	\$501.00
8" x 6' (4 teeth) HDC style auger 2" hex	20078	130	\$704.00
9" x 6' (4 teeth) HDC style auger 2" hex	20120	146	\$735.00
10" x 6' (4 teeth) HDC style auger 2" hex	20166	156	\$761.00
12" x 6' (4 teeth) HDC style auger 2" hex	20208	192	\$806.00
15" x 6' (6 teeth) HDC style auger 2" hex	20260	237	\$908.00
16" x 6' (6 teeth) HDC style auger 2" hex	20289	267	\$1,159.00
20" x 6' (6 teeth) HDC style auger 2" hex	20369	371	\$1,721.00
24" x 6' (8 teeth) HDC style auger 2" hex	20407	500	\$1,763.00
30" x 6' (10 teeth) HDC style auger 2" hex	20447	660	\$2,292.00
36" x 6' (12 teeth) HDC style auger 2" hex	20492	922	\$2,613.00
6' HDC-Style Augers 2" round			
6" x 6' (2 teeth) HDC style auger 2" round	20044	63	\$501.00
8" x 6' (4 teeth) HDC style auger 2" round	20079	130	\$704.00
9" x 6' (4 teeth) HDC style auger 2" round	20121	146	\$735.00
10" x 6' (4 teeth) HDC style auger 2" round	20167	156	\$761.00
12" x 6' (4 teeth) HDC style auger 2" round	20209	192	\$806.00
15" x 6' (6 teeth) HDC style auger 2" round	20261	237	\$908.00
16" x 6' (6 teeth) HDC style auger 2" round	20290	267	\$1,159.00
18" x 6' (6 teeth) HDC style auger 2" round	20329	320	\$1,289.00
20" x 6' (6 teeth) HDC style auger 2" round	20370	371	\$1,721.00
24" x 6' (8 teeth) HDC style auger 2" round	20408	500	\$1,763.00
30" x 6' (10 teeth) HDC style auger 2" round	20469	660	\$2,292.00
36" x 6' (12 teeth) HDC style auger 2" round	20493	922	\$2,613.00
6' HDC-Style Augers 2.56" round			
6" x 6' (2 teeth) HDC style auger 2.56" round	20045	63	\$501.00
8" x 6' (4 teeth) HDC style auger 2.56" round	20080	130	\$704.00
9" x 6' (4 teeth) HDC style auger 2.56" round	20122	146	\$735.00
10" x 6' (4 teeth) HDC style auger 2.56" round	20168	156	\$761.00
12" x 6' (4 teeth) HDC style auger 2.56" round	20210	192	\$806.00
HDC STYLE AUGERS CONTINUED NEXT PAGE			

Continued Next Page

Prices subject to change without notice.
If you wish to be a Dealer contact (800) 456-7100.
All prices are in US dollars

(800) 456-7100 • (734) 996-9014 fax
www.paladinattachments.com



To order a complete Auger Assembly, choose one item from each group:

GROUP 1 - AUGER DRIVES • GROUP 2 - MOUNTING KITS • GROUP 3 - HYDRAULIC KITS • GROUP 4 - AUGERS • GROUP 5 - EXTENSIONS

GROUP 4 CONT. - AUGERS

HDC STYLE AUGERS (FORMERLY HDP) CONT.	ORDER CODE	SHIP WEIGHT (LBS)	LIST PRICE
6' HDC-Style Augers 2.56" round cont.			
16" x 6' (6 teeth) HDC style auger 2.56" round	20291	267	\$1,159.00
18" x 6' (6 teeth) HDC style auger 2.56" round	20330	320	\$1,289.00
20" x 6' (6 teeth) HDC style auger 2.56" round	20371	371	\$1,721.00
24" x 6' (8 teeth) HDC style auger 2.56" round	20409	500	\$1,763.00
30" x 6' (10 teeth) HDC style auger 2.56" round	20449	660	\$2,292.00
36" x 6' (12 teeth) HDC style auger 2.56" round	20494	922	\$2,613.00

HDF STYLE AUGERS	ORDER CODE	SHIP WEIGHT (LBS)	LIST PRICE
3' HDF Style Augers 2" round			
4" x 3' (fishtail point only) HDF style auger	20001	32	\$212.00
6" x 3' (2 teeth) HDF style auger 2" round	20019	32	\$289.00
8" x 3' (2 teeth) HDF style auger 2" round	20054	57	\$549.00
9" x 3' (3 teeth) HDF style auger 2" round	20094	62	\$314.00
10" x 3' (3 teeth) HDF style auger 2" round	20143	73	\$502.00
12" x 3' (4 teeth) HDF style auger 2" round	20181	83	\$500.00
15" x 3' (5 teeth) HDF style auger 2" round	20235	98	\$457.00
16" x 3' (5 teeth) HDF style auger 2" round	20267	103	\$500.00
18" x 3' (6 teeth) HDF style auger 2" round	20303	115	\$502.00
20" x 3' (6 teeth) HDF style auger 2" round	20348	126	\$495.00
24" x 3' (8 teeth) HDF style auger 2" round	20384	164	\$549.00
30" x 3' (9 teeth) HDF style auger 2" round	20427	233	\$802.00
36" x 3' (11 teeth) HDF style auger 2" round	20472	315	\$699.00

3' HDF Style Augers 2.56" round			
4" x 3' (fishtail point only) HDF style auger	20002	32	\$212.00
6" x 3' (2 teeth) HDF style auger 2.56" round	20020	32	\$228.00
8" x 3' (2 teeth) HDF style auger 2.56" round	20055	57	\$302.00
9" x 3' (3 teeth) HDF style auger 2.56" round	20095	60	\$314.00
10" x 3' (3 teeth) HDF style auger 2.56" round	20144	73	\$336.00
12" x 3' (4 teeth) HDF style auger 2.56" round	20182	83	\$347.00
15" x 3' (5 teeth) HDF style auger 2.56" round	20236	98	\$457.00
16" x 3' (5 teeth) HDF style auger 2.56" round	20268	63	\$500.00
18" x 3' (6 teeth) HDF style auger 2.56" round	20304	115	\$502.00
20" x 3' (6 teeth) HDF style auger 2.56" round	20349	126	\$525.00
24" x 3' (8 teeth) HDF style auger 2.56" round	20385	164	\$549.00
30" x 3' (9 teeth) HDF style auger 2.56" round	20428	233	\$802.00
36" x 3' (11 teeth) HDF style auger 2.56" round	20473	315	\$1,010.00

3' HDF Style Augers 2" hex			
4" x 3' (fishtail point only) HDF-style auger	20000	32	\$212.00
6" x 3' (2 teeth) HDF style auger 2" hex	20018	32	\$228.00
8" x 3' (2 teeth) HDF style auger 2" hex	20053	57	\$302.00
9" x 3' (3 teeth) HDF style auger 2" hex	20092	62	\$314.00

HDF STYLE AUGERS CONTINUED NEXT PAGE

Continued Next Page



To order a complete Auger Assembly, choose one item from each group:

GROUP 1 - AUGER DRIVES • GROUP 2 - MOUNTING KITS • GROUP 3 - HYDRAULIC KITS • GROUP 4 - AUGERS • GROUP 5 - EXTENSIONS

GROUP 4 CONT. - AUGERS			
HDF STYLE AUGERS CONT.	ORDER CODE	SHIP WEIGHT (LBS)	LIST PRICE
3' HDF Style Augers 2" hex cont.			
10" x 3' (3 teeth) HDF style auger 2" hex	20142	73	\$336.00
12" x 3' (4 teeth) HDF style auger 2" hex	20180	83	\$347.00
15" x 3' (5 teeth) HDF style auger 2" hex	20234	98	\$457.00
16" x 3' (5 teeth) HDF style auger 2" hex	20266	103	\$500.00
18" x 3' (6 teeth) HDF style auger 2" hex	20302	115	\$502.00
20" x 3' (6 teeth) HDF style auger 2" hex	20347	126	\$525.00
24" x 3' (8 teeth) HDF style auger 2" hex	20383	164	\$549.00
30" x 3' (9 teeth) HDF style auger 2" hex	20426	233	\$802.00
36" x 3' (11 teeth) HDF style auger 2" hex	20471	315	\$1,010.00
4' HDF Style Augers 2" round			
4" x 4' (fishtail point only) HDF style auger 2" round	20005	41	\$212.00
6" x 4' (2 teeth) HDF style auger 2" round	20024	42	\$234.00
8" x 4' (2 teeth) HDF style auger 2" round	20058	77	\$335.00
9" x 4' (3 teeth) HDF style auger 2" round	20099	86	\$341.00
10" x 4' (3 teeth) HDF style auger 2" round	20148	99	\$390.00
12" x 4' (4 teeth) HDF style auger 2" round	20186	115	\$395.00
15" x 4' (5 teeth) HDF style auger 2" round	20240	131	\$515.00
16" x 4' (5 teeth) HDF style auger 2" round	20271	136	\$605.00
18" x 4' (6 teeth) HDF style auger 2" round	20308	176	\$648.00
20" x 4' (6 teeth) HDF style auger 2" round	20352	184	\$666.00
24" x 4' (8 teeth) HDF style auger 2" round	20388	278	\$788.00
30" x 4' (9 teeth) HDF style auger 2" round	20430	325	\$1,056.00
36" x 4' (11 teeth) HDF style auger 2" round	20475	443	\$1,262.00
4' HDF Style Augers 2.56" round			
4" x 4' (fishtail point only) HDF style auger 2.56" round	20006	41	\$212.00
6" x 4' (2 teeth) HDF style auger 2.56" round	20025	42	\$234.00
8" x 4' (2 teeth) HDF style auger 2.56" round	20059	77	\$335.00
9" x 4' (3 teeth) HDF style auger 2.56" round	20100	86	\$341.00
10" x 4' (3 teeth) HDF style auger 2.56" round	20149	99	\$383.00
12" x 4' (4 teeth) HDF style auger 2.56" round	20187	115	\$395.00
15" x 4' (5 teeth) HDF style auger 2.56" round	20241	131	\$515.00
16" x 4' (5 teeth) HDF style auger 2.56" round	20272	136	\$605.00
18" x 4' (6 teeth) HDF style auger 2.56" round	20309	176	\$648.00
20" x 4' (6 teeth) HDF style auger 2.56" round	20353	184	\$666.00
24" x 4' (8 teeth) HDF style auger 2.56" round	20389	278	\$788.00
30" x 4' (9 teeth) HDF style auger 2.56" round	20431	325	\$974.00
36" x 4' (11 teeth) HDF style auger 2.56" round	20476	443	\$1,262.00
HDF STYLE AUGERS CONTINUED NEXT PAGE			

Continued Next Page

Prices subject to change without notice.
If you wish to be a Dealer contact (800) 456-7100.
All prices are in US dollars

(800) 456-7100 • (734) 996-9014 fax
www.paladinattachments.com



To order a complete Auger Assembly, choose one item from each group:

GROUP 1 - AUGER DRIVES • GROUP 2 - MOUNTING KITS • GROUP 3 - HYDRAULIC KITS • GROUP 4 - AUGERS • GROUP 5 - EXTENSIONS

GROUP 4 CONT. - AUGERS

HDF STYLE AUGERS CONT.	ORDER CODE	SHIP WEIGHT (LBS)	LIST PRICE
4' HDF Style Augers 2.56" round cont.			
4" x 4' (fishtail point only) HDF style auger 2" hex	20003	41	\$212.00
6" x 4' (2 teeth) HDF style auger 2" hex	20021	42	\$234.00
8" x 4' (2 teeth) HDF style auger 2" hex	20056	77	\$335.00
9" x 4' (3 teeth) HDF style auger 2" hex	20096	86	\$341.00
10" x 4' (3 teeth) HDF style auger 2" hex	20145	99	\$419.00
12" x 4' (4 teeth) HDF style auger 2" hex	20183	120	\$395.00
15" x 4' (5 teeth) HDF style auger 2" hex	20237	131	\$515.00
16" x 4' (5 teeth) HDF style auger 2" hex	20269	136	\$605.00
18" x 4' (6 teeth) HDF style auger 2" hex	20306	160	\$648.00
20" x 4' (6 teeth) HDF style auger 2" hex	20350	184	\$666.00
24" x 4' (8 teeth) HDF style auger 2" hex	20386	235	\$788.00
30" x 4' (9 teeth) HDF style auger 2" hex	20429	271	\$1,056.00
36" x 4' (11 teeth) HDF style auger 2" hex	20474	371	\$1,262.00
5' HDF Style Augers 2" Hex			
4" x 5' (fishtail point only) HDF style 2" hex	20007	48	\$243.00
6" x 5' (2 teeth) HDF style auger 2" hex	20027	49	\$280.00
8" x 5' (2 teeth) HDF style auger 2" hex	20061	97	\$446.00
9" x 5' (3 teeth) HDF style auger 2" hex	20103	110	\$459.00
10" x 5' (3 teeth) HDF style auger 2" hex	20151	125	\$500.00
12" x 5' (4 teeth) HDF style auger 2" hex	20190	147	\$522.00
15" x 5' (5 teeth) HDF style auger 2" hex	20243	185	\$654.00
16" x 5' (5 teeth) HDF style auger 2" hex	20274	195	\$786.00
20" x 5' (6 teeth) HDF style auger 2" hex	20354	254	\$1,085.00
24" x 5' (8 teeth) HDF style auger 2" hex	20390	392	\$1,251.00
30" x 5' (9 teeth) HDF style auger 2" hex	20432	499	\$1,557.00
36" x 5' (11 teeth) HDF style auger 2" hex	20477	689	\$1,782.00
5' HDF Style Augers 2" Round			
4" x 5' (fishtail point only) HDF style 2" round	20008	48	\$243.00
6" x 5' (2 teeth) HDF style auger 2" round	20028	49	\$280.00
8" x 5' (2 teeth) HDF style auger 2" round	20062	97	\$446.00
9" x 5' (3 teeth) HDF style auger 2" round	20104	110	\$459.00
10" x 5' (3 teeth) HDF style auger 2" round	20152	125	\$500.00
12" x 5' (4 teeth) HDF style auger 2" round	20191	147	\$522.00
15" x 5' (5 teeth) HDF style auger 2" round	20244	185	\$654.00
16" x 5' (5 teeth) HDF style auger 2" round	20275	195	\$786.00
18" x 5' (6 teeth) HDF style auger 2" round	20312	234	\$809.00
20" x 5' (6 teeth) HDF style auger 2" round	20355	254	\$1,085.00
24" x 5' (8 teeth) HDF style auger 2" round	20391	392	\$1,251.00
30" x 5' (9 teeth) HDF style auger 2" round	20433	499	\$1,557.00
36" x 5' (11 teeth) HDF style auger 2" round	20470	689	\$1,782.00

HDF STYLE AUGERS CONTINUED NEXT PAGE

Continued Next Page

To order a complete Auger Assembly, choose one item from each group:

GROUP 1 - AUGER DRIVES • GROUP 2 - MOUNTING KITS • GROUP 3 - HYDRAULIC KITS • GROUP 4 - AUGERS • GROUP 5 - EXTENSIONS

GROUP 4 CONT. - AUGERS				
HDF STYLE AUGERS CONT.		ORDER CODE	SHIP WEIGHT (LBS)	LIST PRICE
5' HDF Style Augers 2.56" Round				
6" x 5' (2 teeth) HDF style auger 2.56" round		20029	49	\$280.00
8" x 5' (2 teeth) HDF style auger 2.56" round		20063	97	\$446.00
9" x 5' (3 teeth) HDF style auger 2.56" round		20105	110	\$459.00
10" x 5' (3 teeth) HDF style auger 2.56" round		20153	125	\$500.00
12" x 5' (4 teeth) HDF style auger 2.56" round		20192	147	\$522.00
15" x 5' (5 teeth) HDF style auger 2.56" round		20245	185	\$654.00
16" x 5' (5 teeth) HDF style auger 2.56" round		20276	195	\$786.00
18" x 5' (6 teeth) HDF style auger 2.56" round		20313	234	\$809.00
20" x 5' (6 teeth) HDF style auger 2.56" round		20356	254	\$1,085.00
24" x 5' (8 teeth) HDF style auger 2.56" round		20392	392	\$1,251.00
30" x 5' (9 teeth) HDF style auger 2.56" round		20434	499	\$1,557.00
36" x 5' (11 teeth) HDF style auger 2.56" round		20479	689	\$1,782.00
6' HDF Style Augers 2" Hex				
4" x 6' (fishtail point only) HDF style 2" hex		20010	59	\$286.00
6" x 6' (2 teeth) HDF style auger 2" hex		20030	60	\$374.00
8" x 6' (2 teeth) HDF style auger 2" hex		20064	117	\$592.00
9" x 6' (3 teeth) HDF style auger 2" hex		20106	134	\$611.00
10" x 6' (3 teeth) HDF style auger 2" hex		20154	151	\$632.00
12" x 6' (4 teeth) HDF style auger 2" hex		20193	179	\$705.00
15" x 6' (5 teeth) HDF style auger 2" hex		20246	231	\$896.00
16" x 6' (5 teeth) HDF style auger 2" hex		20277	234	\$1,084.00
18" x 6' (6 teeth) HDF style auger 2" hex		20314	292	\$1,056.00
20" x 6' (6 teeth) HDF style auger 2" hex		20357	324	\$1,476.00
24" x 6' (8 teeth) HDF style auger 2" hex		20393	506	\$1,608.00
30" x 6' (9 teeth) HDF style auger 2" hex		20435	637	\$2,079.00
36" x 6' (11 teeth) HDF style auger 2" hex		20480	935	\$2,483.00
6' HDF Style Augers 2" Round				
4" x 6' (fishtail point only) HDF style 2" round		20011	59	\$286.00
6" x 6' (2 teeth) HDF style auger 2" round		20031	60	\$374.00
8" x 6' (2 teeth) HDF style auger 2" round		20065	117	\$592.00
9" x 6' (3 teeth) HDF style auger 2" round		20107	134	\$611.00
10" x 6' (3 teeth) HDF style auger 2" round		20155	151	\$632.00
12" x 6' (4 teeth) HDF style auger 2" round		20194	179	\$705.00
15" x 6' (5 teeth) HDF style auger 2" round		20247	231	\$896.00
16" x 6' (5 teeth) HDF style auger 2" round		20278	234	\$1,084.00
18" x 6' (6 teeth) HDF style auger 2" round		20315	292	\$1,056.00
20" x 6' (6 teeth) HDF style auger 2" round		20358	324	\$1,476.00
24" x 6' (8 teeth) HDF style auger 2" round		20394	506	\$1,608.00
30" x 6' (9 teeth) HDF style auger 2" round		20436	637	\$2,079.00
36" x 6' (11 teeth) HDF style auger 2" round		20481	935	\$2,483.00
HDF STYLE AUGERS CONTINUED NEXT PAGE				

Continued Next Page

Prices subject to change without notice.
If you wish to be a Dealer contact (800) 456-7100.
All prices are in US dollars

(800) 456-7100 • (734) 996-9014 fax
www.paladinattachments.com

To order a complete Auger Assembly, choose one item from each group:

GROUP 1 - AUGER DRIVES • GROUP 2 - MOUNTING KITS • GROUP 3 - HYDRAULIC KITS • GROUP 4 - AUGERS • GROUP 5 - EXTENSIONS

GROUP 4 CONT. - AUGERS

HDF STYLE AUGERS CONT.	ORDER CODE	SHIP WEIGHT (LBS)	LIST PRICE
6' HDF Style Augers 2.56" Round			
4" x 6' (fishtail point only) HDF style 2.56" round	20012	59	\$286.00
6" x 6' (2 teeth) HDF style auger 2.56" round	20032	60	\$374.00
8" x 6' (2 teeth) HDF style auger 2.56" round	20066	117	\$592.00
9" x 6' (3 teeth) HDF style auger 2.56" round	20108	134	\$611.00
10" x 6' (3 teeth) HDF style auger 2.56" round	20156	151	\$632.00
12" x 6' (4 teeth) HDF style auger 2.56" round	20195	179	\$705.00
15" x 6' (5 teeth) HDF style auger 2.56" round	20248	231	\$896.00
18" x 6' (6 teeth) HDF style auger 2.56" round	20316	292	\$1,056.00
20" x 6' (6 teeth) HDF style auger 2.56" round	20359	324	\$1,476.00
24" x 6' (8 teeth) HDF style auger 2.56" round	20395	506	\$1,608.00
30" x 6' (9 teeth) HDF style auger 2.56" round	20437	637	\$2,079.00
36" x 6' (11 teeth) HDF style auger 2.56" round	20482	935	\$2,483.00

HTF STYLE AUGERS	ORDER CODE	SHIP WEIGHT (LBS)	LIST PRICE
4' HTF-Style Augers 2" round			
18" x 4' (7 teeth) HTF style auger 2" round	20335	144	\$617.00
24" x 4' (10 teeth) HTF style auger 2" round	20415	198	\$617.00
30" x 4' (11 teeth) HTF style auger 2" round	20455	264	\$899.00
36" x 4' (13 teeth) HTF style auger 2" round	20500	349	\$1,067.00

4' HTF Style Augers 2.56" round			
18" x 4' (7 teeth) HTF style auger 2.56" round	20336	144	\$596.00
24" x 4' (10 teeth) HTF style auger 2.56" round	20416	198	\$617.00
30" x 4' (11 teeth) HTF style auger 2.56" round	20456	264	\$899.00
36" x 4' (13 teeth) HTF style auger 2.56" round	20501	349	\$1,067.00
42" x 4' (15 teeth) HTF style auger 2.56" round	20516	330	\$1,555.00
48" x 4' (17 teeth) HTF style auger 2.56" round	20527	427	\$2,051.00

4' HTF Style Augers 2" hex			
18" x 4' (7 teeth) HTF style auger 2" hex	20334	144	\$596.00
24" x 4' (10 teeth) HTF style auger 2" hex	20414	198	\$616.00
30" x 4' (11 teeth) HTF style auger 2" hex	20454	264	\$899.00
36" x 4' (13 teeth) HTF style auger 2" hex	20499	349	\$1,067.00
42" x 4' (15 teeth) HTF style auger 2" hex	20515	330	\$1,555.00
48" x 4' (17 teeth) HTF style auger 2" hex	20525	427	\$2,051.00

ROCK AUGERS	ORDER CODE	SHIP WEIGHT (LBS)	LIST PRICE
48" Severe Rock Ripper Augers 2" hex			
6" x 48" SRR Rock Auger 2" hex	157430	82	\$821.00
9" x 48" SRR Rock Auger 2" hex	157431	110	\$917.00
12" x 48" SRR Rock Auger 2" hex	157433	137	\$1,017.00
16" x 48" SRR Rock Auger 2" hex	157434	171	\$1,647.00
18" x 48" SRR Rock Auger 2" hex	157435	192	\$1,895.00

ROCK AUGERS CONTINUED NEXT PAGE

Continued Next Page

To order a complete Auger Assembly, choose one item from each group:

GROUP 1 - AUGER DRIVES • GROUP 2 - MOUNTING KITS • GROUP 3 - HYDRAULIC KITS • GROUP 4 - AUGERS • GROUP 5 - EXTENSIONS

GROUP 4 CONT. - AUGERS			
ROCK AUGERS CONT.		ORDER CODE	SHIP WEIGHT (LBS)
48" Severe Rock Ripper Augers 2" hex cont.			LIST PRICE
20" x 48" SRR Rock Auger 2" hex		157436	\$2,175.00
24" x 48" SRR Rock Auger 2" hex		157437	\$2,450.00
30" x 48" SRR Rock Auger 2" hex		157438	\$2,703.00
36" x 48" SRR Rock Auger 2" hex		157439	\$3,279.00
Pilot bit assembly		137208	\$152.00
Bullet tooth, .77 dia. shank		113724	\$26.00

MDC STYLE AUGERS (FORMERLY HDP)		ORDER CODE	SHIP WEIGHT (LBS)	LIST PRICE
2.62" ID hex collar available contact factory		contact factory		
40" of Flighting with Standard Teeth				
9" x 103" (2 standard teeth) MDC style auger 2.5" hex		20132	150	\$1,635.00
10" x 103" (2 standard teeth) MDC style auger 2.5" hex		20173	180	\$1,739.00
12" x 103" (4 standard teeth) MDC style auger 2.5" hex		20221	205	\$1,555.00
14" x 103" (4 standard teeth) MDC style auger 2.5" hex		20230	243	\$1,645.00
16" x 103" (4 standard teeth) MDC style auger 2.5" hex		20297	274	\$1,737.00
18" x 103" (6 standard teeth) MDC style auger 2.5" hex		20340	319	\$1,839.00
20" x 103" (6 standard teeth) MDC style auger 2.5" hex		20376	325	\$1,891.00
24" x 103" (7 standard teeth) MDC style auger 2.5" hex		20420	400	\$2,187.00
30" x 103" (8 standard teeth) MDC style auger 2.5" hex		20461	480	\$2,630.00
36" x 103" (8 standard teeth) MDC style auger 2.5" hex		23311	600	\$3,574.00
42" x 103" (10 standard teeth) MDC style auger 2.5" hex		20519	835	\$4,791.00
48" x 103" (13 standard teeth) MDC style auger 2.5" hex		20530	986	\$5,256.00

40" of Flighting with Carbide Teeth			
8" x 103" (2 carbide teeth) MDC style auger 2.5" hex		20085	\$1,624.00
9" x 103" (2 carbide teeth) MDC style auger 2.5" hex		20133	\$1,680.00
10" x 103" (2 carbide teeth) MDC style auger 2.5" hex		20174	\$1,785.00
12" x 103" (4 carbide teeth) MDC style auger 2.5" hex		20222	\$1,682.00
14" x 103" (4 carbide teeth) MDC style auger 2.5" hex		20231	\$1,769.00
16" x 103" (4 carbide teeth) MDC style auger 2.5" hex		20298	\$1,920.00
18" x 103" (6 carbide teeth) MDC style auger 2.5" hex		20341	\$2,087.00
20" x 103" (6 carbide teeth) MDC style auger 2.5" hex		20377	\$2,143.00
24" x 103" (7 carbide teeth) MDC style auger 2.5" hex		20421	\$2,448.00
30" x 103" (8 carbide teeth) MDC style auger 2.5" hex		20462	\$2,958.00
36" x 103" (8 carbide teeth) MDC style auger 2.5" hex		20507	\$3,875.00
42" x 103" (10 carbide teeth) MDC style auger 2.5" hex		20520	\$4,977.00
48" x 103" (13 carbide teeth) MDC style auger 2.5" hex		20531	\$5,695.00

60" of Flighting with Standard Teeth			
9" x 103" (2 standard teeth) MDC style auger 2.5" hex		20134	\$1,892.00
10" x 103" (2 standard teeth) MDC style auger 2.5" hex		20175	\$2,058.00

MDC STYLE AUGERS CONTINUED NEXT PAGE

Continued Next Page

Prices subject to change without notice.
If you wish to be a Dealer contact (800) 456-7100.
All prices are in US dollars

(800) 456-7100 • (734) 996-9014 fax
www.paladinattachments.com



To order a complete Auger Assembly, choose one item from each group:

GROUP 1 - AUGER DRIVES • GROUP 2 - MOUNTING KITS • GROUP 3 - HYDRAULIC KITS • GROUP 4 - AUGERS • GROUP 5 - EXTENSIONS

GROUP 4 CONT. - AUGERS

MDC STYLE AUGERS (FORMERLY HDP) CONT.	ORDER CODE	SHIP WEIGHT (LBS)	LIST PRICE
60" of Flighting with Standard Teeth cont.			
12" x 103" (4 standard teeth) MDC style auger 2.5" hex	20223	245	\$1,810.00
14" x 103" (4 standard teeth) MDC style auger 2.5" hex	20232	266	\$1,828.00
16" x 103" (4 standard teeth) MDC style auger 2.5" hex	20299	306	\$1,920.00
18" x 103" (6 standard teeth) MDC style auger 2.5" hex	20342	361	\$1,995.00
20" x 103" (6 standard teeth) MDC style auger 2.5" hex	20378	348	\$2,099.00
24" x 103" (7 standard teeth) MDC style auger 2.5" hex	20422	438	\$2,465.00
30" x 103" (8 standard teeth) MDC style auger 2.5" hex	20463	551	\$2,865.00
36" x 103" (8 standard teeth) MDC style auger 2.5" hex	20508	771	\$3,846.00
42" x 103" (10 standard teeth) MDC style auger 2.5" hex	20521	883	\$4,972.00
48" x 103" (13 standard teeth) MDC style auger 2.5" hex	20532	1049	\$5,853.00

60" of Flighting with Carbide Teeth			
9" x 103" (2 carbide teeth) MDC style auger 2.5" hex	20135	170	\$1,700.00
10" x 103" (2 carbide teeth) MDC style auger 2.5" hex	20176	195	\$2,103.00
12" x 103" (4 carbide teeth) MDC style auger 2.5" hex	20224	245	\$1,870.00
14" x 103" (4 carbide teeth) MDC style auger 2.5" hex	20233	266	\$1,973.00
16" x 103" (4 carbide teeth) MDC style auger 2.5" hex	20300	306	\$2,105.00
18" x 103" (6 carbide teeth) MDC style auger 2.5" hex	20344	361	\$2,245.00
20" x 103" (6 carbide teeth) MDC style auger 2.5" hex	20379	348	\$2,350.00
24" x 103" (7 carbide teeth) MDC style auger 2.5" hex	20423	438	\$2,749.00
30" x 103" (8 carbide teeth) MDC style auger 2.5" hex	20464	551	\$3,191.00
36" x 103" (8 carbide teeth) MDC style auger 2.5" hex	20509	771	\$4,258.00
42" x 103" (10 carbide teeth) MDC style auger 2.5" hex	20522	883	\$5,325.00
48" x 103" (13 carbide teeth) MDC style auger 2.5" hex	20533	1049	\$6,295.00

STANDARD WEAR COMPONENTS FOR AUGER BITS

A	B	C	D	E	F	G
GAGE TOOTH	WISDOM TOOTH	CHISEL TOOTH		ROCK TOOTH	FISHTAIL POINT FEMALE	FISHTAIL POINT MALE SQUARE SHANK

for HDF & HTF Style Augers

G fishtail point, 3.5" for HDF, HDC & HTF style augers	22190	3	\$41.00
G fishtail point carbide for HDF, HDC & HTF style augers	22191	2	\$102.00
G fishtail point hard surfaced for HDF, HDC & HTF style augers	22192	2	\$84.00
F fishtail point, 4.5" for 4" HDF style augers only	22003	3	\$89.00
A gage tooth (outside) for Ag, HDC, HDF & HTF style augers	22169	1	\$7.57

STANDARD WEAR COMPONENTS FOR AUGER BITS CONTINUED NEXT PAGE

Continued Next Page

To order a complete Auger Assembly, choose one item from each group:

GROUP 1 - AUGER DRIVES • GROUP 2 - MOUNTING KITS • GROUP 3 - HYDRAULIC KITS • GROUP 4 - AUGERS • GROUP 5 - EXTENSIONS

GROUP 4 CONT. - AUGERS			
STANDARD WEAR COMPONENTS FOR AUGER BITS CONT.	ORDER CODE	SHIP WEIGHT (LBS)	LIST PRICE
B wisdom tooth (inside) for Ag, HDC, HDF & HTF style augers	22168	1	\$5.41
B carbide tooth (inside and outside) for Ag, HDC, HDF, & HTF style augers	22186	1	\$16.48
D chisel tooth for Ag, HDC, & HTF style augers	22181	1	\$4.33
D chisel tooth carbide for Ag, HDC & HTF style augers	22182	1	\$17.51
bolt, .625" for Ag, HDF & HTF style augers	22306	1	\$1.08
nut, .625" for Ag, HDF & HTF style augers	1839	1	\$1.08
F fishtail point for Ag style augers	22171	2	\$9.08

for HDC Style Augers			
G fishtail point, 3.5" for HDF, HDC & HTF style augers	22190	3	\$41.00
G fishtail point carbide for HDF, HDC& HTF style augers	22191	2	\$102.00
G fishtail point hard surfaced for HDF, HDC& HTF style augers	22192	2	\$84.00
A gage tooth (outside) for Ag, HDC, HDF & HTF style augers	22169	1	\$7.57
B wisdom tooth (inside) for Ag, HDC, HDF & HTF style augers	22168	1	\$5.41
B carbide tooth (inside and outside) for Ag, HDC, HDF, & HTF style augers	22186	1	\$16.48
D chisel tooth for Ag, HDC, & HTF style augers	22181	1	\$4.33
D chisel tooth carbide for Ag, HDC & HTF style augers	22182	1	\$17.51
C rubber lock for HDC & MDC style augers	22154	1	\$1.03

for HDR-Style Augers (no longer available)			
E rock auger tooth for HDR style augers	22201	1	\$13.39
E pilot bit 2.38 taper thread (bullet) 5" wide female slot .75"	22180		\$530.00

for MDC / MDF Style Augers			
dirt (standard) pilot for MDF& MDC style augers	22176	3	\$44.00
A gage (dirt) tooth (outside) for MDF & MDC style augers	22160	1	\$16.48
B dirt tooth (inside) for MDF & MDC style augers	22158	1	\$11.33
F fishtail point carbide for MDF & MDC style augers	22177	3	\$28.00

for MDC / MDF Style Augers cont.			
A gage (carbide) tooth (outside) for MDF & MDC style augers	22163	2	\$39.00
B carbide tooth (inside) for MDF & MDC style augers	22162	1	\$17.51
C rubber lock for HDC & MDC style augers	22154	1	\$1.03
bolt, .875" for MDF style augers	22335	1	\$12.36
nut, .875" for MDF style augers	22334	1	\$1.47

for Rock Ripper Style Augers			
Pilot bit assembly	137208	14	\$152.00
Bullet tooth, .77 dia. shank	113724	1	\$26.00
Tooth holder	24055	0.9	\$16.97

OPTIONAL WEAR COMPONENTS/AUGER COLLARS CONTINUED NEXT PAGE

Continued Next Page

Prices subject to change without notice.
If you wish to be a Dealer contact (800) 456-7100.
All prices are in US dollars

(800) 456-7100 • (734) 996-9014 fax
www.paladinattachments.com

To order a complete Auger Assembly, choose one item from each group:

GROUP 1 - AUGER DRIVES • GROUP 2 - MOUNTING KITS • GROUP 3 - HYDRAULIC KITS • GROUP 4 - AUGERS • GROUP 5 - EXTENSIONS

GROUP 4 CONT. - AUGERS

OPTIONAL WEAR COMPONENTS / AUGER COLLARS

FOR AGRICULTURAL, HDF, HDC, HTF STYLE AUGERS

ORDER CODE SHIP WEIGHT (LBS) LIST PRICE

Optional Wear Components - (these wear components are not sold with standard augers)

hard-faced wisdom	22170	1	\$7.57
carbide wisdom	22186	1	\$16.48
hardened chisel	22181	1	\$4.33
hard-faced chisel	22183	1	\$14.42
carbide chisel	22182	1	\$17.51
3.5 hard-faced fishtail (male)	22192	2	\$84.00
3.5 carbide fishtail (male)	22191	2	\$102.00
3.5 hard-faced/carbide fishtail (male)	22193	2	\$159.00
3.5 hard-faced fishtail (female)	22173	2	\$71.00
3.5 carbide fishtail (female)	22172	2	\$83.00
3.5 hard-faced/carbide (female)	22174	2	\$292.00
4.5 hard-faced fishtail	22004	3	\$108.00
4.5 hard-faced/carbide fishtail	22005	3	\$367.00
2.00" ID round auger collar	22232	4	\$45.00
2.56" ID round auger collar	22236	6	\$76.00
2.00" ID hex auger collar	22209	9	\$104.00
2.50" ID hex auger collar	22211	11	\$245.00
2.62" ID hex auger collar	22212	10	\$216.00

ADAPTERS

ORDER CODE SHIP WEIGHT (LBS) LIST PRICE

Drive Unit to Auger Collar

2.00" round to 2.00" hex	22237	9	\$114.00
2.00" round to 2.56" round	22234	10	\$127.00
2.56" round to 2.00" round	21967	12	\$124.00
2.56" round to 2.00" hex	21990	15	\$128.00
2.00" hex to 2.00" round	21969	14	\$205.00
2.00" hex to 2.56" round	21987	16	\$195.00
2.00" hex to 2.50" hex	21989	18	\$268.00
2.50" hex to 2.00" hex	21988	18	\$330.00
2.62" hex to 2.00" hex	24980	18	\$290.00
2.00" hex to 2.62" hex	24546	18	\$281.00
2.62" hex to 2.50" hex	111483	18	\$247.00

GROUP 5 - EXTENSIONS

EXTENSIONS - FIXED LENGTH

ORDER CODE SHIP WEIGHT (LBS) LIST PRICE

2.56" round

12" x 2.56" round fixed length extension	22843	21	\$127.00
18" x 2.56" round fixed length extension	22849	30	\$146.00
24" x 2.56" round fixed length extension	22856	40	\$167.00

GROUP 5 - EXTENSIONS CONTINUED NEXT PAGE

Continued Next Page



To order a complete Auger Assembly, choose one item from each group:

GROUP 1 - AUGER DRIVES • GROUP 2 - MOUNTING KITS • GROUP 3 - HYDRAULIC KITS • GROUP 4 - AUGERS • GROUP 5 - EXTENSIONS

GROUP 5 - EXTENSIONS CONT.				
EXTENSIONS - FIXED LENGTH CONT.		ORDER CODE	SHIP WEIGHT (LBS)	LIST PRICE
2.56" round cont.				
48" x 2.56" round fixed length extension	22863	74	\$205.00	
72" x 2.56" round fixed length extension	22872	109	\$337.00	
2" hex				
12" x 2" hex fixed length extension	22839	20	\$160.00	
18" x 2" hex fixed length extension	22845	26	\$174.00	
24" x 2" hex fixed length extension	22851	34	\$185.00	
48" x 2" hex fixed length extension	22858	57	\$231.00	
72" x 2" hex fixed length extension	22865	83	\$343.00	
24" x 2" hex (HD TUBE) fixed length extension	22852	75	\$319.00	
48" x 2" hex (HD TUBE) fixed length extension	22859	95	\$385.00	
72" x 2" hex (HD TUBE) fixed length extension	22866	115	\$521.00	
2.50" & 2.62" hex				
72" x 2.50" hex (8000/14K2) fixed length extension	22868	127	\$700.00	
72" x 2.62" hex (8000/14K2) fixed length extension	22869	138	\$872.00	
EXTENSIONS – VARIABLE LENGTH		ORDER CODE	SHIP WEIGHT (LBS)	LIST PRICE
2.56" round				
12" x 2.56" round variable length extension	23109	21	\$146.00	
18" x 2.56" round variable length extension	23115	30	\$181.00	
24" x 2.56" round variable length extension	23122	39	\$208.00	
48" x 2.56" round variable length extension	23133	74	\$294.00	
72" x 2.56" round variable length extension	23143	109	\$364.00	
2" hex				
12" x 2" hex variable length extension	23105	20	\$196.00	
18" x 2" hex variable length extension	23111	26	\$229.00	
24" x 2" hex variable length extension	23117	32	\$259.00	
48" x 2" hex variable length extension	23126	57	\$320.00	
72" x 2" hex variable length extension	23135	80	\$378.00	
2.50" & 2.62" hex				
72" x 2.50" hex variable length extension	23137	127	\$801.00	
72" x 2.62" hex variable length extension	23138	138	\$1,046.00	
EXTENSIONS – FLIGHTED BODY		ORDER CODE	SHIP WEIGHT (LBS)	LIST PRICE
3 Ft.				
8" DIA x 3' FLIGHT BODY EXTENSION	20049	48	\$378.00	
4 Ft.				
6" DIA x 4' FLIGHT BODY EXTENSION	20013	46	\$420.00	
9" DIA x 4' FLIGHT BODY EXTENSION	20089	66	\$458.00	
12" DIA x 4' FLIGHT BODY EXTENSION	112943	109	\$499.00	
GROUP 5 - EXTENSIONS CONTINUED NEXT PAGE				

Continued Next Page

Prices subject to change without notice.
If you wish to be a Dealer contact (800) 456-7100.
All prices are in US dollars

(800) 456-7100 • (734) 996-9014 fax
www.paladinattachments.com

To order a complete Auger Assembly, choose one item from each group:

GROUP 1 - AUGER DRIVES • GROUP 2 - MOUNTING KITS • GROUP 3 - HYDRAULIC KITS • GROUP 4 - AUGERS • GROUP 5 - EXTENSIONS

GROUP 5 - EXTENSIONS CONT.

EXTENSIONS – FLIGHTED BODY CONT.

ORDER
CODE

SHIP WEIGHT
(LBS)

LIST PRICE

5 Ft.

6" DIA x 5' FLIGHT BODY EXTENSION	20016	60	\$480.00
9" DIA x 5' FLIGHT BODY EXTENSION	20091	89	\$527.00
10" DIA x 5' FLIGHT BODY EXTENSION	20139	108	\$543.00
12" DIA x 5' FLIGHT BODY EXTENSION	20178	119	\$574.00

6 Ft.

6" DIA x 6' FLIGHT BODY EXTENSION	20017	69	\$552.00
8" DIA x 6' FLIGHT BODY EXTENSION	20050	81	\$585.00
10" DIA x 6' FLIGHT BODY EXTENSION	20140	125	\$620.00
12" DIA x 6' FLIGHT BODY EXTENSION	20179	140	\$657.00

Backhoes



To order a complete Backhoe Assembly, choose one item from each group listed for your model

Prices subject to change without notice.
If you wish to be a Dealer contact (800) 456-7100.
All prices are in US dollars

(800) 456-7100 • (734) 996-9014 fax
www.paladinattachments.com



PALADIN
POWERFUL ATTACHMENT TOOLS

Backhoes



Model 365 (3- or 4-Point Hitch)



To order a complete Backhoe Assembly, choose one item from each group listed for your model

GROUP 1 - BACKHOES (INCLUDES FOLD DOWN PIN-ON STABILIZERS, SWING SPEED CONTROL, AND GROUSER PADS)	ORDER CODE	SHIP WEIGHT (LBS)	LIST PRICE
model 365 standard dirt pads included, 9 to 13 GPM	103749	712	\$6,921.00

GROUP 2 - BUCKETS (ONE REQUIRED)	ORDER CODE	SHIP WEIGHT (LBS)	LIST PRICE
365 Bucket Width			
8" standard (2 teeth)	88508	40	\$379.00
10" standard (3 teeth)	88510	43	\$391.00
12" standard (3 teeth)	88512	47	\$421.00
16" standard (4 teeth)	88516	60	\$444.00
18" standard (4 teeth)	88518	63	\$504.00

GROUP 3 - MOUNTING KITS (ONE REQUIRED)	ORDER CODE	SHIP WEIGHT (LBS)	LIST PRICE
Mini Mounting Kit for Mertz (Boxer) 425, 427, 526, 425W, 526W	108375	140	\$1,056.00
Mini Mounting Kit for Mertz (Boxer) 526DX, 530X, 532DX, and 532	108402	128	\$1,056.00
Mini Mounting Kit for Bobcat MT50/52/55	115312	140	\$1,305.00
Mini Mounting Kit for Ditch Witch	107377	118	\$1,368.00
Mini Mounting Kit for Thomas 25G	110358	108	\$1,310.00

3 point mounting kit (Category I)	107100	95	\$802.00
-----------------------------------	--------	----	----------

for category II use order code 108320 (above) and the following:			
hitch pin (quantity 2)	1988	1	\$18.54
clip (quantity 2)	1991	1	\$3.27

4 point mounting kit Go to Fit Up Charts	Go to Fit Up Charts		
--	----------------------------	--	--

OPTIONS	ORDER CODE	SHIP WEIGHT (LBS)	LIST PRICE
rubber pad assembly (bolt on to grouser pads)	103676	10	\$139.00
PTO Power Pack	113184	90	\$1,503.00
valve plug (closed center)	45938	2	\$7.21
valve plug (power beyond)	45938	2	\$7.21

Hydraulic Kit Note: Power return hoses included in 3-point mounting kit (order code: 107100) If mounting 4-point or skid steer, order hydraulic kit from Group 4 to match your prime mover.			
---	--	--	--

Backhoes



Model 485 (3- or 4-Point Hitch)



To order a complete Backhoe Assembly, choose one item from each group listed for your model

Requires flow control when used on skid steer loaders - CONTACT FACTORY!

GROUP 1 - BACKHOES (INCLUDES FOLD DOWN PIN-ON STABILIZERS, SWING SPEED CONTROL, AND GROUSER PADS)	ORDER CODE	SHIP WEIGHT (LBS)	LIST PRICE
model 485* (standard dirt pads included, 9 to 13 GPM) *flow control kit required on skid steers that have more than 13 GPM - order under OPTIONS	105299	1010	\$8,521.00

GROUP 2 - BUCKETS (ONE REQUIRED)	ORDER CODE	SHIP WEIGHT (LBS)	LIST PRICE
Bucket Width			
10" standard (3 teeth)	81710	72	\$504.00
12" standard (3 teeth)	81712	76	\$525.00
16" standard (4 teeth)	81716	89	\$559.00
18" standard (5 teeth)	81718	95	\$583.00
24" standard (5 teeth)	81724	115	\$631.00
36" standard (6 teeth)	84336	141	\$1,099.00

GROUP 3 - MOUNTING KITS (ONE REQUIRED)	ORDER CODE	SHIP WEIGHT (LBS)	LIST PRICE
3 point mounting kit (category I)	108320	121	\$802.00

for category II use order code 108320 (above) and the following:

hitch pin (quantity 2)	1988	1	\$18.54
clip (quantity 2)	1991	1	\$3.27
4 point mounting kit	Go to Fit Up Charts		

OPTIONS	ORDER CODE	SHIP WEIGHT (LBS)	LIST PRICE
PTO Power Pack	113185	90	\$1,503.00
valve plug (closed center)	45938	2	\$7.21
valve plug (power beyond)	45938	2	\$7.21
rubber pad assembly (bolt on to grouser pads)	103676	10	\$139.00
flow control kit necessary for 13 GPM and greater	108594	5	\$383.00
adjustable thumb kit (factory installed)	110680	67	\$788.00
adjustable thumb kit (dealer installed)	108571	67	\$594.00

Backhoe mount space kits	ORDER CODE	SHIP WEIGHT (LBS)	LIST PRICE
2" spacer kit	83781	40	\$193.00
4" spacer kit	72854	75	\$329.00

Hydraulic Kit Note: Power return hoses included in 3-point mounting kit (order code: 108320)
If mounting 4-point or skid steer, order hydraulic kit from Group 4 to match your prime mover.

Prices subject to change without notice.
If you wish to be a Dealer contact (800) 456-7100.
All prices are in US dollars

(800) 456-7100 • (734) 996-9014 fax
www.paladinattachments.com



Backhoes



3000 Series (3-Point Hitch)

To order a complete Backhoe Assembly, choose one item from each group listed for your model

GROUP 1 - BACKHOES (INCLUDE FOLD DOWN PIN-ON STABILIZERS AND SWING SPEED CONTROL)	ORDER CODE	SHIP WEIGHT (LBS)	LIST PRICE
Backhoe Model 3511B	119060	1475	\$11,844.00

GROUP 2 - BUCKETS (ONE REQUIRED)	ORDER CODE	SHIP WEIGHT (LBS)	LIST PRICE
Bucket width			
12" bucket assembly	110012	125	\$837.00
16" bucket assembly	110016	148	\$889.00
18" bucket assembly	110018	156	\$919.00
20" bucket assembly	110020	164	\$946.00
24" bucket assembly	110024	180	\$961.00
34" bucket assembly	110034	238	\$1,210.00
36" bucket assembly	110036	246	\$1,235.00
38" bucket assembly	110038	255	\$1,316.00

GROUP 3 - STABILIZER PADS (ONE REQUIRED)	ORDER CODE	SHIP WEIGHT (LBS)	LIST PRICE
grouser pads	81860	30	\$152.00
flat pads	81861	20	\$155.00
rubber pads	81862	70	\$594.00
flip-over pads	83058	100	\$732.00

GROUP 4 - MOUNTING KITS (ONE REQUIRED)	ORDER CODE	SHIP WEIGHT (LBS)	LIST PRICE
3-Point Mounting Kit 3511B	88623	85	\$471.00

OPTIONS	ORDER CODE	SHIP WEIGHT (LBS)	LIST PRICE
auger mount assembly	23930	70	\$276.00
paint color option	Contact Factory		

Thumb Assemblies Note: Thumbs do not work with 12", 16", 30" & 36" Bradco buckets and 12" & 24" C & P buckets			
Fixed Thumb Assemblies			
factory installed fixed thumb assembly	16600	155	\$1,339.00
dealer installed fixed thumb assembly	16610	155	\$1,195.00

Hydraulic Thumb Assemblies (must order 2-way hydraulic auxiliary flow kit with remote quick couplers)			
factory installed hydraulic thumb assembly	16461	150	\$1,658.00
dealer installed hydraulic thumb assembly	16615	150	\$1,444.00

3000 SERIES OPTIONS CONTINUED NEXT PAGE

Continued Next Page



(800) 456-7100 • (734) 996-9014 fax
www.paladinattachments.com

Prices subject to change without notice.
If you wish to be a Dealer contact (800) 456-7100.
All prices are in US dollars

Backhoes



3000 SERIES OPTIONS CONT.	ORDER CODE	SHIP WEIGHT (LBS)	LIST PRICE
Conversion Kits			
hydraulic conversion kit from fixed thumb to hydraulic thumb (must order 2-way hydraulic auxiliary flow kit with remote quick couplers)	16609	75	\$708.00
2-Way Hydraulic Auxiliary Flow Kit with Remote Quick Couplers			
9 or 11 ft - factory installed	107451	60	\$1,549.00
9 or 11 ft - dealer installed	107450	60	\$1,572.00

Skid Hoe/Swing Hoe

To order a complete Backhoe Assembly, choose one item from each group listed for your model

IMPORTANT: Some skid steer models require a tilt circuit hydraulic relief valve. This cartridge is IN ADDITION TO THE EXISTING RELIEF CARTRIDGE and is required to protect the circuit of the skid steer. Failure to install the cartridge when required can result in damage to the skid steer and will VOID all Bradco warranties. CASE: Models 1845C and XT units require no additional relief. DEERE: Models 4475, 5575, 6675, 7775 and 8875 require JD cartridge (JD part# MG86529091). Models 240, 250, 260, and 270 control valve EXCEPT for models with serial numbers greater than 440001 (JD240), 450001 (JD250), 460001 (JD260), 470001 (JD270) and 480001 (JD280), which require no additional relief. BOBCAT: Units with BICS do not require relief. Units without BICS but with a plug and relief on the tilt spool, require Bobcat part #6599161 to replace the plug. GEHL: Models 7600 and 7800 and MUSTANG 2095 and 2105 install Gehl part #138703. NEW HOLLAND: Install relief cartridge (NH part #86529091).



GROUP 1 - FIXED SKID BACKHOE ASSEMBLY	ORDER CODE	SHIP WEIGHT (LBS)	LIST PRICE
skid hoe assembly (fixed)	111637	305	\$2,450.00
swing hoe	112140	550	\$4,439.00

GROUP 2 - BUCKETS (ONE REQUIRED)	ORDER CODE	SHIP WEIGHT (LBS)	LIST PRICE
Bucket Width			
12" standard (3 teeth)	81712	76	\$525.00
16" standard (4 teeth)	81716	89	\$559.00
18" standard (4 teeth)	81718	95	\$583.00
24" standard (5 teeth)	81724	115	\$631.00

OPTIONS	ORDER CODE	SHIP WEIGHT (LBS)	LIST PRICE
adjustable thumb kit (factory installed)	110680	67	\$788.00
adjustable thumb kit (dealer installed)	108571	67	\$594.00

In Cab Controls (required for control of swing hoe {second function})			
electrical control box <i>required if skid steer is NOT equipped with attachment electrical controls</i>	15756	10	\$333.00
14 pin Bobcat	110627	5	\$286.00
14 pin Case, New Holland, Volvo, Ditch Witch	25887	5	\$286.00
14 pin John Deere	25904	5	\$286.00
8 pin ASV, CAT, Komatsu	25886	5	\$286.00
3 pin John Deere	25885	5	\$286.00

Prices subject to change without notice.
If you wish to be a Dealer contact (800) 456-7100.
All prices are in US dollars

(800) 456-7100 • (734) 996-9014 fax
www.paladinattachments.com



Backhoes



Before ordering your backhoe, review general ordering information and go to Fit Up Charts on pages 44-47 for backhoe sizes available for your specific skid steer or tractor.

500/600 Series

To order a complete Backhoe Assembly, choose one item from each group listed for your model

The Bradco 511B Backhoe is ideal for farming, light construction, and landscaping for users that include golf courses, nurseries, utility companies, and cemeteries. Optimum performance with 9 to 12 GPM hydraulic systems. The 509B Backhoe has a 9' 8" maximum digging depth with 12" to 38" bucket available. The 509B Backhoe weighs in at 1,425 lbs with a 12" bucket.



GROUP 1 - BACKHOES (INCLUDE FOLD DOWN PIN-ON STABILIZERS AND SWING SPEED CONTROL)			
	ORDER CODE	SHIP WEIGHT (LBS)	LIST PRICE
model 509B	117945	1425	\$11,210.00
model 511B	118175	1594	\$11,844.00
model 611B	118248	1930	\$12,838.00

GROUP 2 - BUCKETS (ONE REQUIRED)			
	ORDER CODE	SHIP WEIGHT (LBS)	LIST PRICE
Bucket Width			
12" bucket assembly	110012	125	\$837.00
16" bucket assembly	110016	148	\$889.00
18" bucket assembly	110018	156	\$919.00
20" bucket assembly	110020	164	\$946.00
24" bucket assembly	110024	180	\$961.00
34" bucket assembly	110034	238	\$1,210.00
36" bucket assembly	110036	246	\$1,235.00
38" bucket assembly	110038	255	\$1,316.00

GROUP 3 - STABILIZER PADS (ONE REQUIRED)			
	ORDER CODE	SHIP WEIGHT (LBS)	LIST PRICE
For 509B and 511B backhoes			
grouser pads	81860	30	\$152.00
flat pads	81861	20	\$155.00
rubber pads	81862	70	\$594.00
flip-over pads	83058	100	\$732.00

For 611B Backhoes			
grouser pads	83054	46	\$183.00
flat pads	83055	55	\$207.00
rubber pads	83056	95	\$439.00
flip-over pads	83058	100	\$732.00

GROUP 4 - MOUNTING & HYDRAULIC KITS (TOTAL OF ALL MOUNTING KITS REQUIRED FOR YOUR APPLICATION)			
NOTE: Go to FIT UP CHARTS and choose mounting kit required for your skid steer or tractor. Most mounting kits are divided into two (2) sub-mounting kits (backhoe half and either skid steer half or tractor half). In each case, one of each sub-mounting kit must be ordered. Most hydraulic kits (excluding hydraulic quick couplers) are included in the skid steer mounts, but need to be added to tractor mountings. BRADCO® backhoes DO NOT mount on units with cab enclosures and require standard ag tires unless noted otherwise. Skid Steer loaders must be equipped with standard auxiliary hydraulics & lift arm locking kits.			

Continued Next Page

Backhoes



Before ordering your backhoe, review general ordering information and go to Fit Up Charts on pages 44-47 for backhoe sizes available for your specific skid steer or tractor.

OPTIONS	ORDER CODE	SHIP WEIGHT (LBS)	LIST PRICE
auger mount assembly	23561	40	\$414.00
#027 quick hitch coupler	110970	75	\$1,150.00
IPC hammer mount	110979	52	\$491.00
paint color option	contact factory		
stabilizer cylinder guards	86706	15	\$193.00
step assembly (recommended with tractor mounts)	83650	7	\$64.00
Dealer installed one way hydro-electric aux flow kit (hammer valve kit) 509B/511B	119059	27	\$3,278.00
Dealer installed one way hydro-electric aux flow kit (hammer valve kit) 611B	119095	27	\$3,278.00

Thumb Assemblies note: thumbs do not work with 12", 16", 30" & 36" Bradco buckets and 12" & 24" C & P buckets			
Fixed Thumb Assemblies			
factory installed fixed thumb assembly	16600	155	\$1,339.00
dealer installed fixed thumb assembly	16610	155	\$1,195.00

Hydraulic Thumb Assemblies (must order 2-way hydraulic auxiliary flow kit with remote quick couplers)			
factory installed hydraulic thumb assembly	16461	150	\$1,658.00
dealer installed hydraulic thumb assembly	16615	150	\$1,444.00

Conversion Kit			
hydraulic conversion kit from fixed thumb to hydraulic thumb (must order 2-way hydraulic auxiliary flow kit with remote quick couplers)	16609	75	\$708.00

2-Way Hydraulic Auxiliary Flow Kit with Remote Quick Couplers			
factory installed 509B and 511B	107451	60	\$1,549.00
dealer installed 509B and 511B	107450	60	\$1,472.00
factory installed 611B	118460	60	\$1,642.00
dealer installed 611B	118459	60	\$1,560.00

Vertical Stabilizer Assemblies (does not include pads - must order pads listed below)			
order in lieu of fold-out assembly (509B and 511B)	85220	400	\$865.00
dealer field addition assembly (509B and 511B)	84815	230	\$1,904.00
order in lieu of fold-out assembly (611B)	85064	400	\$917.00
dealer field addition assembly (611B)	84807	230	\$2,018.00

Vertical Stabilizer Pads			
grouser pads	68577	40	\$211.00
flat pads	68587	39	\$237.00
rubber pads	68589	70	\$428.00

Prices subject to change without notice.
If you wish to be a Dealer contact (800) 456-7100.
All prices are in US dollars

(800) 456-7100 • (734) 996-9014 fax
www.paladinattachments.com



FIT UP CHART AND MOUNTING KITS FOR SKID STEERS

MODEL	365	485
ASV Posi-Trak/Terex		RC 50/60,HD 4500/4520/4810,M70, RC 85/100, SR70, SR80
Bobcat	MT50/52	743, 751, 753, 763, 773/773G, 7753/S130, 843/843B, 853, 863/863C, 863G/864/T200, 873/873G, S150/1S160/T180/S205, S175/S185/S190/T190, S250/T250/A300/S300/T300
Case	DX25/DX29/DX33, DX48/DX55**	410, 1838, 1840*, 1845C, 40XT/420, 60XT/430, 70XT/440, 75XT/435, 85XT/445, 90XT/95XT/450/465, DX48/DX55, TV380, TR270, SV300, SV250, SR250, SR220, SR200, SV185, SR175, SR150, SR130
Caterpillar	MT295, MT265/MT275/MT285	216/226/228, 232/236/242/242B/246/248/252/262/267, 247/257/257B/259B, 277/287, 272B, MT295, MT265/MT275/MT285, MT265B, MT285B/MT295B
Caterpillar with Excavator Control Pattern*	216/226/228, 236/246/248/252/262	216/226/228, 236/246/248/252/262
Daewoo/Doosan		DSL 601, DSL 801, DSL 1760/450/802, 1340 XL/602/430, 1550 XL/702/440, 2060 XL/902/460/470
Hyundai		650-7/850-7, 610/710, 810
JCB Robots		160, 170, 165, 185, 190/190T, 1110/1110T, 1105
John Deere		240/250/260/270/280/317/320/322/325/328/332, 4475/5575, 675/6675/7775, 8875
Mustang		940, 960, 2040/2050/2044/2054, 2060/2070/2064/2086, 2066/2076, 2095/2105/2099/2109, MLT 16/316, MLT 20/320, MLT 26/325
New Holland		L465/LX465/LX485/LS140, LS510/LS140.B/LS150.B, L553/L555, L565/LX565/LX665/LS160, LS170/LS160.B/LS170.B/L175/C175, L784/L785LX985/LS190/L190/LS190.B, C238/C232/C227/L230/L225/L223, L215/L213, L220/L218, L215/L213
Takeuchi		TL26, TL120/TL220, TL130/TL230, TL140/TL240, TL150/TL250

Backhoes



509B	511B	611B
HD 4500/4520/4810,M70, RC 85/100, SR70, SR80	HD 4500/4520/4810,M70, RC 85/100, SR70, SR80	HD 4500/4520/4810,M70, RC 85/100, SR70, SR80
751, 753, 763, 773/773G, 7753/S130, 843/843B, 853, 863/863C, 863G/864/T200, 873/873G, S150/1S160/T180/S205, S175/S185/S190/T190, S250/T250/A300/S300/T300	751, 753, 763, 773/773G, 7753/S130, 843/843B, 853, 863/863C, 863G/864/T200, 873/873G, S150/1S160/T180/S205, S175/S185/S190/T190, S250/T250/A300/S300/T300	773/773G, 7753/S130, 843/843B*, 853*, 863/863C*, 863G/864/T200, 873/873G, S175/S185/S190/T190, S250/T250/A300/S300/T300
410, 1840*, 1845C, 40XT/420, 60XT/430, 70XT/440, 75XT/435, 85XT/445, 90XT/95XT/450/465, DX48/DX55, TV380, TR270, SV300, SV250, SR250, SR220, SR200, SV185, SR175, SR150, SR130	410, 1840*, 1845C, 40XT/420, 60XT/430, 70XT/440, 75XT/435, 85XT/445, 90XT/95XT/450/465, TV380, TR270, SV300, SV250, SR250, SR220, SR200, SV185, SR175, SR150, SR130	60XT/430, 70XT/440, 75XT/435, 85XT/445, 90XT/95XT/450/465, TV380, TR270, SV300, SV250, SR250, SR220, SR200, SV185, SR175
216/226/228, 232/236/242/242B/246/248/252/262/267, 247/257/257B/259B, 277/287, 272B, MT295, MT265/MT275/MT285, MT265B, MT285B/MT295B	216/226/228, 232/236/242/242B/246/248/252/262/267, 247/257/257B/259B, 277/287, 272B, MT295, MT285B/MT295B	232/236/242/242B/246/248/252/262/267, 247/257/257B/259B, 277/287, 272B
216/226/228, 236/246/248/252/262	216/226/228, 236/246/248/252/262	236/246/248/252/262
DSL 601, DSL 801, DSL 1760/450/802, 1340 XL/602/430, 1550 XL/702/440, 2060 XL/902/460/470	DSL 801, DSL 1760/450/802, 1340 XL/602/430, 1550 XL/702/440, 2060 XL/902/460/470	DSL 801, DSL 1760/450/802, 1550 XL/702/440, 2060 XL/902/460/470
650-7/850-7, 610/710, 810	650-7/850-7, 610/710, 810	810
160, 170, 165, 185, 190/190T, 1110/1110T, 1105	165, 185, 190/190T, 1110/1110T, 1105	185, 190/190T, 1110/1110T, 1105
240/250/260/270/280/317/320/322/325/328/332, 4475/5575, 675/6675/7775, 8875	240/250/260/270/280/317/320/322/325/328/332, 675/6675/7775, 8875	240/250/260/270/280/317/320/322/325/328/332, 8875
940, 960, 2040/2050/2044/2054, 2060/2070/2064/2086, 2066/2076, 2095/2105/2099/2109, MLT 16/316, MLT 20/320, MLT 26/325	940, 960, 2040/2050/2044/2054, 2060/2070/2064/2086, 2066/2076, 2095/2105/2099/2109, MLT 16/316, MLT 20/320, MLT 26/325	960, 2060/2070/2064/2086, 2066/2076, 2095/2105/2099/2109, MLT 16/316, MLT 20/320, MLT 26/325
L553/L555, L565/LX565/LX665/LS160, LS170/LS160.B/LS170.B/L175/C175, L784/L785, LX985/LS190/L190/LS190.B, C238/C232/C227/L230/L225/L223, L215/L213, L220/L218, L215/L213	L553/L555, L565/LX565/LX665/LS160, LS170/LS160.B/LS170.B/L175/C175, L784/L785, L865/LX865/LX885/LS180/LS180.B/LS185.B, LX985/LS190/L190/LS190.B, C238/C232/C227/L230/L225/L223, L215/L213, L220/L218, L215/L213	L784/L785, L865/LX865/LX885/LS180/LS180.B/LS185.B, LX985/LS190/L190/LS190.B, C238/C232/C227/L230/L225/L223, L215/L213, L220/L218
TL26, TL120/TL220, TL130/TL230, TL140/TL240, TL150/TL250	TL26, TL130/TL230, TL140/TL240, TL150/TL250	TL26, TL130/TL230, TL140/TL240, TL150/TL250

Prices subject to change without notice.
If you wish to be a Dealer contact (800) 456-7100.
All prices are in US dollars

(800) 456-7100 • (734) 996-9014 fax
www.paladinattachments.com



FIT UP CHART AND MOUNTING KITS FOR TRACTORS

MODEL	365	485
John Deere	790, 3120/3320/3520/ 3710/3720/4210, 4200/4300/4310/ 4400/4410, 4120/4320/ 4520/4720	990, 1070, 4120/4320/4520/4720, 4500/4510/4600/4610/4700/4710, 5025/5225/5325/5425/5525/5625, 5200/5210/5300/5310/5400/5410 2WD w/520 loader, 5200/5210/5300/5310/5400/5410 4WD w/520 loader, 5220/5320/5420/5520
Kubota	B2630/B3030 w LA403 loader, B2710/B2910/ B7800/2360/3030, 7510/265 backhoe only, B7500/B2630/B3030, L2800/3400	2050, 2250, 2350/2500, 2550, 2650, 2850/2950, 2900/3010/3300/3410, 3130/3430, 3250, 3450, 3650, 3830/4330/4630, 5030, L3240/3540/3940/4240/4740/5040/5240/ 5740, L3600/3710/400/4310, L4610, M4700/M4900/5400/M5700, M5040/M6040/M7040, M8540/M9540, M6800, M8200/9000, R240
New Holland	1530/1715/1925/1630/TC25/TC29/ TC33, TC 25/29/33/34/25D/29D/33D, 1530/1630/1725/1925, 1320/1520/1620/1715/ TC30	TC 25/29/33/34/25D/29D/33D, TC 35/40/45 D&DA with cab, 1720 w Ford Loader, 345/445/545 C&D, 4835/5635/6635/7635, 3230/3430/3930/4630, TN55/65/70/75, TC-35D/40D/45D/T2310/ T2410 w reinforcement kit, TC-55DA/48DA/35DA/40DA/45DA

FIT UP CHART AND MOUNTING KITS FOR COMPACT TRACTORS

MODEL	365	485
Massey-Ferguson	1440V, 1533/1544	1140, 1145, 1160, 1180, 1190, 1250, 1260, 1533/1534

Backhoes



509B	511B	611B
1070, 4120/4320/4520/ 4720, 4500/4510/4600/ 4610/ 4700/4710,5025/ 5225/5325/ 5425/5525/ 5625, 5200/5210/5300/ 5310/5400/54102WD w/ 520 loader, 5200/5210/5300/ 5310/ 5400/5410 4WD w/520 loader, 5220/5320/5420/5520	1070,4500/4510/4600/4610/4700/4710,5025/5225/53 25/5425/5525/5625,5200/5210/5300/5310/5400/540 2WD w/520 loader, 5200/5210/5300/5310/5400/5410 4WD w/520 loader, 5220/5320/5420/5520	5200/5210/5300/5310/5400/5410 4WD w/520 loader, 5220/5320/5420/5520
2250, 2550, 2650, 2850/2950, 2900/3010/3300/3410, 3130/3430, 3250, 3450, 3650, 3830/4330/4630, 5030, L3 240/3540/3940/4240/4740/5040/5240 /5740, L3600/3710/400/4310, L4610, M4700/M4900/5400/M5700, M5040/ M6040/M7040, M8540/M9540, M6800, M8200/9000	2550, 2650, 2850/2950, 2900/3010/3300/3410, 3250, 3450, 3650, 3830/4330/4630, 5030, L3240/3540/394 0/4240/4740/5040/5240/5740, L3600/3710/400/4310, L4610, M4700/M4900/5400/M5700, M5040/M6040/ M7040, M8540/M9540, M6800, M8200/9000	
TC 35/40/45 D&DA with cab, 345/445/545 C&D, 4835/5635/6635/7635, 3230/3430/3930/4630, TN55/65/70/75, TC-35D/40D/45D/T2310/ T2410 w reinforcement kit, TC- 55DA/48DA/35DA/40DA/45DA	TC 35/40/45 D&DA with cab, 345/445/545 C&D, 4835/5635/6635/7635, 3230/3430/3930/4630, TN55/65/70/75	345/445/545 C&D, 4835/5635/6635/7635, 3230/3430/3930/4630, TN55/65/70/75

509B	511B	611B
1145, 1160, 1180, 1190	1160, 1180, 1190	

Backhoes

To order a complete Backhoe Assembly, choose one item from each group listed for your model



Before ordering your backhoe, review general ordering information and go to Fit Up Charts on pages 44-47 for backhoe sizes available for your specific skid steer or tractor.

ASV Posi-Trak/Terex

GROUP 4 - MOUNTING & HYDRAULIC KITS		ORDER CODE	SHIP WEIGHT (LBS)	LIST PRICE
ASV Models HD4500/4520/ 4810 Quick-Attach Mounting Kit				
backhoe half mounting kit		86691	350	\$1,544.00
skid steer half mounting kit		86695	65	\$579.00
ASV Model RC50/60 Quick-Attach Mounting Kit				
backhoe half mounting kit		103130	235	\$1,316.00
skid steer half mounting kit		105060	65	\$471.00
ASV Model M70 Quick-Attach Mounting Kit				
backhoe half quick-attach mounting kit		87558	300	\$1,324.00
skid steer half quick-attach mounting kit		87559	65	\$394.00
ASV RC85/100 - with mechanical latch Quick-Attach Mounting Kit				
backhoe half mounting kit		101635	235	\$1,208.00
skid steer half mounting kit		101640	65	\$533.00
ASV RC85/100 - with hydraulic latch Quick-Attach Mounting Kit				
backhoe half mounting kit		103130	235	\$1,316.00
skid steer half mounting kit		103131	65	\$538.00
ASV SR70/80 - with hydraulic latch Quick-Attach Mounting Kit				
backhoe half mounting kit		103130	235	\$1,316.00
skid steer half mounting kit		108080	65	\$634.00
Terex TSR50/60				
backhoe half mounting kit		116830	350	\$2,013.00
skid steer half mounting kit		116826	75	\$340.00

Bobcat

GROUP 4 - MOUNTING & HYDRAULIC KITS		ORDER CODE	SHIP WEIGHT (LBS)	LIST PRICE
Bobcat Model MT50 / MT52 Quick Attach Mounting Kit				
Bobcat MT50/52 quick attach		17957	109	\$843.00
Bobcat Model 743 Quick Attach Mounting Kit				
backhoe half quick-attach mounting kit "Cam-Lock" (includes hoses)		79948	185	\$1,080.00
skid steer half quick-attach mounting kit "Cam-Lock"		79949	20	\$194.00
Bobcat Models 751 / 753 / 763 / 773 / 7753 / S130 Quick Attach Mounting Kit				
backhoe half quick-attach mounting kit "Cam-Lock" (includes hoses)		80557	320	\$1,520.00
skid steer half quick-attach mounting kit "Cam-Lock"		80558	20	\$298.00
BOBCAT MOUNTING AND HYDRAULIC KITS CONTINUED NEXT PAGE				

Continued Next Page



(800) 456-7100 • (734) 996-9014 fax
www.paladinattachments.com

Prices subject to change without notice.
If you wish to be a Dealer contact (800) 456-7100.
All prices are in US dollars

Backhoes

To order a complete Backhoe Assembly, choose one item from each group listed for your model



Before ordering your backhoe, review general ordering information and go to Fit Up Charts on pages 44-47 for backhoe sizes available for your specific skid steer or tractor.

Bobcat cont.

GROUP 4 - MOUNTING & HYDRAULIC KITS		ORDER CODE	SHIP WEIGHT (LBS)	LIST PRICE
Bobcat Models 751 / 763 / 773G / 853 / 863 fits BOBCAT's existing skid steer half mounting Quick Attach Mounting Kit <i>this mounting kit will NOT work with vertical lift machines</i>				
backhoe half quick-attach mounting kit "Cam-Lock" - no hoses		33100	333	\$2,253.00
skid steer half mounting kit for models 751 - 763		33626	120	\$962.00
skid steer half mounting kit for model 773G		33627	66	\$951.00
skid steer half mounting kit for models 853 - 863		33628	120	\$1,084.00
Bobcat Model 773G / S185 / S175 / S190/ T190* Quick Attach Mounting Kit				
backhoe half quick-attach mounting kit "Cam-Lock" (includes hoses)		87910	320	\$1,611.00
skid steer half quick-attach mounting kit "Cam-Lock"		88820	40	\$169.00
<i>may include Advantage series or skid steer model after 2000</i>				
Bobcat Models 843 / 843B ** Quick Attach Mounting Kit				
backhoe half quick-attach mounting kit "Cam-Lock" (includes hoses)		84884	320	\$1,583.00
<i>** will not interchange with mounting kits prior to January of 1997 (use backhoe half #80121 and skid steer half #80122 at above prices)</i>				
Bobcat Models 853 / 863 / 863C ** Quick Attach Mounting Kit				
backhoe half quick-attach mounting kit "Cam-Lock" (includes hoses)		84884	320	\$1,583.00
skid steer half quick-attach mounting kit "Cam-Lock"		84880	25	\$255.00
<i>** will not interchange with mounting kits prior to January of 1997 (use backhoe half #80121 and skid steer half #80122 at above prices)</i>				
Bobcat Models 863G / 864 / T200 Quick Attach Mounting Kit				
backhoe half quick-attach mounting kit "Cam-Lock" (includes hoses)		18839	280	\$1,847.00
skid steer half quick-attach mounting kit "Cam-Lock"		19120	18	\$207.00
Bobcat Models 873 / 873G Quick Attach Mounting Kit				
backhoe half quick-attach mounting kit "Cam-Lock" (includes hoses)		83288	320	\$1,748.00
skid steer half quick-attach mounting kit "Cam-Lock"		83289	15	\$240.00
Bobcat Model S150 / S160 / T180 with cab door Quick Attach Mounting Kit				
backhoe half quick-attach mounting kit "Cam-Lock" (includes hoses)		87910	320	\$1,611.00
skid steer half quick attach mounting kit "Cam Lock"		105050	40	\$169.00
Bobcat Models S250 / T250 / A300 / S300 / T300 Quick Attach Mounting Kit				
backhoe half quick-attach mounting kit "Cam-Lock" (includes hoses)		16790	305	\$1,611.00
skid steer half quick-attach mounting kit "Cam-Lock"		16770	35	\$310.00
Bobcat Models S205 Quick Attach Mounting Kit				
backhoe half		114455	330	\$1,614.00
skid steer half		88820	40	\$169.00
Bobcat Models T650/T770 Quick Attach Mounting Kit				
backhoe half		116480	45	\$314.00
skid steer half		116476	275	\$1,989.00
Bobcat Models MT50 / MT52 / MT55 Mini Mounting Kit for Bradco 365 Backhoe				
365 Backhoe mounting kit (complete)		115312	140	\$1,305.00
MOUNTING AND HYDRAULIC KITS CONTINUED NEXT PAGE				

Continued Next Page

Prices subject to change without notice.
If you wish to be a Dealer contact (800) 456-7100.
All prices are in US dollars

(800) 456-7100 • (734) 996-9014 fax
www.paladinattachments.com



Backhoes

To order a complete Backhoe Assembly, choose one item from each group listed for your model



Before ordering your backhoe, review general ordering information and go to Fit Up Charts on pages 44-47 for backhoe sizes available for your specific skid steer or tractor.

Case

GROUP 4 - MOUNTING & HYDRAULIC KITS			
	ORDER CODE	SHIP WEIGHT (LBS)	LIST PRICE
Case Models 1840 / 1838 / 1845C / 40XT / 60XT / 70XT / 75XT / 85XT / 90XT / 95XT / 410 / 420 / 430 / 440 / 435 / 445 / 450 / 465 Skid-Steers * Quick Attach Mounting Kit - New Combo Units			
backhoe half (includes hoses)	89548	165	\$1,619.00
skid steer half for 1840 / 1838	89632	40	\$184.00
skid steer half for 1845C	82610	40	\$147.00
skid steer half for 40XT/ 60XT/ 70XT/ 410/ 420/ 430/ 440	33596	63	\$284.00
skid steer half for 75XT/ 85XT/ 90XT/ 95XT/ 435/ 445/ 450/ 465	85644	40	\$234.00
skid steer half for 410 / 420 / 430 / 440 / Series 3	112987	49	\$284.00

Case Models DX25 / DX29 / DX33 with 16LA loader Quick Attach Mounting Kit 4-point			
backhoe half mounting kit	82360	90	\$574.00
backhoe half mounting kit 365	106344	90	\$683.00
tractor half mounting kit	85753	305	\$1,566.00
hydraulic kit tractor pump	85760	20	\$200.00

Case Models DX48 / DX55 with 18LA loader Quick Attach Mounting Kit 4-point			
backhoe half mounting kit	89022	135	\$643.00
tractor half mounting kit	100840	240	\$1,910.00
hydraulic kit tractor pump	101000	20	\$322.00

Case Models TV380 / TR270 / SV300 / SV250 / SR250 / SR220 / SR200 loader Quick Attach Mounting Kit			
backhoe half mounting kit	115540	300	\$2,114.00
skid steer half mounting kit	116112	45	\$393.00

Case Models SR150 / SR130 loader Quick Attach Mounting Kit			
backhoe half mounting kit	116116	270	\$1,839.00
skid steer half mounting kit	116200	32	\$397.00

*new combo mounting kits are not interchangeable with prior kits.

Case Models SV185 Quick Attach Mounting Kit			
backhoe half mounting kit	115540	300	\$2,114.00
skid steer half mounting kit	116480	47	\$314.00

Caterpillar

GROUP 4 - MOUNTING & HYDRAULIC KITS			
	ORDER CODE	SHIP WEIGHT (LBS)	LIST PRICE
Caterpillar Models 216 / 226 / 228 Quick-Attach Mounting Kit			
backhoe half quick-attach mounting kit "Cam-Lock" (includes hoses)	87910	320	\$1,611.00
skid steer half mounting kit	87876	66	\$379.00
skid steer half mounting kit for skid steers equipped with over-the-tire tracks	32405	60	\$559.00
CATERPILLAR MOUNTING AND HYDRAULIC KITS CONTINUED NEXT PAGE			

Continued Next Page



(800) 456-7100 • (734) 996-9014 fax
www.paladinattachments.com

Prices subject to change without notice.
If you wish to be a Dealer contact (800) 456-7100.
All prices are in US dollars

Backhoes

To order a complete Backhoe Assembly, choose one item from each group listed for your model



Before ordering your backhoe, review general ordering information and go to Fit Up Charts on pages 44-47 for backhoe sizes available for your specific skid steer or tractor.

Caterpillar cont.

GROUP 4 - MOUNTING & HYDRAULIC KITS				ORDER CODE	SHIP WEIGHT (LBS)	LIST PRICE
Caterpillar Models 232 / 236 / 242 / 246 / 248 / 252 / 262 / 267 Quick-Attach Mounting Kit						
backhoe half mounting kit				88216	320	\$1,814.00
skid steer half mounting kit				87876	66	\$379.00
skid steer half mounting kit for skid steers equipped with over-the-tire tracks				32405	60	\$559.00
Caterpillar Models 232B Quick-Attach Mounting Kit						
backhoe half mounting kit				87910	320	\$1,611.00
skid steer half mounting kit				102852	60	\$330.00
Caterpillar Models 242B Quick-Attach Mounting Kit						
backhoe half mounting kit				110902	290	\$1,818.00
skid steer half mounting kit				102852	60	\$330.00
Caterpillar Models 247 / 257 Quick-Attach Mounting Kit						
backhoe half quick-attach mounting kit "Cam-Lock" includes hoses				87910	320	\$1,611.00
skid steer half mounting kit				100771	65	\$391.00
Caterpillar Models 257B Quick-Attach Mounting Kit						
backhoe mounting kit				102860	290	\$1,556.00
skid steer half mounting kit				102852	60	\$330.00
Caterpillar Models 262B / 252B Quick-Attach Mounting Kit						
backhoe half mounting kit				105165	340	\$1,817.00
skid steer half mounting kit				105460	60	\$315.00
TRACTOR MODELS						
Caterpillar Challenger Models 265B & MT275B						
backhoe half mounting kit				33837	110	\$873.00
backhoe half mounting kit				104948	150	\$791.00
tractor half mounting kit				104790	260	\$1,147.00
Caterpillar Challenger Models 285B & 295B (408, 509B & 511B)						
backhoe half mounting kit				104845	125	\$760.00
tractor half mounting kit				104840	275	\$1,235.00
hydraulic kit				104898	25	\$256.00
Caterpillar Models 277 / 287 (available in rubber tracks only) Quick-Attach Mounting Kit						
backhoe half mounting kit				88216	320	\$1,814.00
skid steer half mounting kit				100666	65	\$364.00
Caterpillar Models 272C / 277C / 289C Quick-Attach Mounting Kit						
complete mounting kit				111599	250	\$1,634.00
CATERPILLAR MOUNTING AND HYDRAULIC KITS CONTINUED NEXT PAGE						

Continued Next Page

Prices subject to change without notice.
If you wish to be a Dealer contact (800) 456-7100.
All prices are in US dollars

(800) 456-7100 • (734) 996-9014 fax
www.paladinattachments.com



Backhoes

To order a complete Backhoe Assembly, choose one item from each group listed for your model



Before ordering your backhoe, review general ordering information and go to Fit Up Charts on pages 44-47 for backhoe sizes available for your specific skid steer or tractor.

Caterpillar cont.

GROUP 4 - MOUNTING & HYDRAULIC KITS		ORDER CODE	SHIP WEIGHT (LBS)	LIST PRICE
Caterpillar Challenger Models MT295 with ML40 loader Quick-Attach Mounting Kit				
backhoe half mounting kit- for ITP extended mount		84827	200	\$664.00
hydraulic kit		17773	25	\$499.00
backhoe half mounting kit for 365 backhoe		108470		\$925.00
tractor half mounting kit		17640	390	\$1,952.00

Caterpillar Challenger models MT265 / MT275 / MT285 Quick-Attach Mounting Kit				
backhoe half mounting kit (dealer must supply hydraulic kit)		33837	110	\$873.00
tractor half mounting kit (dealer must supply hydraulic kit)		16480	270	\$1,012.00
backhoe half mounting kit		107626	130	\$972.00

Caterpillar 236B2				
backhoe half mounting kit		105165	340	\$1,817.00
skid -steer half mounting kit		105460	60	\$315.00

Caterpillar 246C/256C/262C				
backhoe half mounting kit		114020	325	\$2,053.00
skid steer half mounting kit		114019	75	\$566.00

Backhoe Models Equipped with Caterpillar Excavator Control Pattern Quick-Attach Mounting Kit				
509 backhoe		87801	1425	\$11,489.00
511 backhoe		87802	1594	\$11,966.00

NOTE: Cab door on Caterpillar skid steer loaders cannot be used when backhoe is installed on unit.

Cheetah

GROUP 4 - MOUNTING & HYDRAULIC KITS		ORDER CODE	SHIP WEIGHT (LBS)	LIST PRICE
Cheetah SS16				
365 backhoe mounting kit (complete)		109495	125	\$1,004.00

Daewoo/Doosan

GROUP 4 - MOUNTING & HYDRAULIC KITS		ORDER CODE	SHIP WEIGHT (LBS)	LIST PRICE
Daewoo Model 1760 / 450 / 802 Quick-Attach Mounting Kit				
backhoe half mounting kit		86933	290	\$1,521.00
skid steer half mounting kit		86937	20	\$198.00
Daewoo Models 1340 XL / 1550 XL / 2060 XL / 602 / 702 / 902 / 430 / 440 / 460 / 470 Quick-Attach Mounting Kit				
backhoe half mounting kit		89710	300	\$1,407.00
skid steer half mounting kit for model 1340 XL / 602 / 430		31019	36	\$368.00
skid steer half mounting kit for model 1550 XL / 702 / 440		31020	48	\$420.00
Daewoo / Doosan 2060XL / 460 / 470				
skid steer half mounting kit		31021	48	\$571.00

Continued Next Page



(800) 456-7100 • (734) 996-9014 fax
www.paladinattachments.com

Prices subject to change without notice.
If you wish to be a Dealer contact (800) 456-7100.
All prices are in US dollars

Backhoes

To order a complete Backhoe Assembly, choose one item from each group listed for your model



Before ordering your backhoe, review general ordering information and go to Fit Up Charts on pages 44-47 for backhoe sizes available for your specific skid steer or tractor.



GROUP 4 - MOUNTING & HYDRAULIC KITS		ORDER CODE	SHIP WEIGHT (LBS)	LIST PRICE
Gehl Model 5640 Quick-Attach Mounting Kit				
backhoe half mounting kit	25544		\$1,306.00	
skid steer half mounting kit	25545		\$520.00	
Gehl Model 3825				
backhoe half mounting kit	84798	320	Call	
skid steer half mounting kit	84799	45	Call	
Gehl Models 4625/5625/6625				
backhoe half mounting kit	84801	320	\$1,570.00	
skid steer half mounting kit	84802	47	\$423.00	
Gehl Models 5635/6635/6640				
backhoe half mounting kit	84804	370	\$1,552.00	
skid steer half mounting kit	84805	43	\$595.00	
Gehl Models SL4635/SL4835				
backhoe half mounting kit	84804	370	\$1,552.00	
skid steer half mounting kit	86752	51	\$602.00	
Gehl Models 7600/7800				
backhoe half mounting kit	84804	370	\$1,552.00	
skid steer half mounting kit	31490	42	\$286.00	
Gehl Models 3635/3935/3640/4240				
backhoe half mounting kit	31060	141	\$1,544.00	
skid steer half mounting kit	31059	31	\$344.00	
Gehl Model CTL60				
backhoe half mounting kit	81199	210	\$1,566.00	
skid steer half mounting kit	16218	30	\$251.00	
Gehl Models 4640/5240/5640				
backhoe half mounting kit	25544	302	\$1,306.00	
skid steer half mounting kit	25545	130	\$520.00	
Gehl Model CTL 70				
backhoe half mounting kit	33197	325	\$1,936.00	
skid steer half mounting kit	100635	30	\$251.00	
Gehl Models CTL60/65 w/cab door				
backhoe half mounting kit	104875	291	\$1,603.00	
skid steer half mounting kit	Complete			
Gehl Models CTL70/75 w/cab door				
backhoe half mounting kit	103800	315	\$1,703.00	
skid steer half mounting kit	103801	28	\$205.00	
GEHL MOUNTING AND HYDRAULIC KITS CONTINUED NEXT PAGE				

GEHL MOUNTING AND HYDRAULIC KITS CONTINUED NEXT PAGE

Continued Next Page

Prices subject to change without notice.
If you wish to be a Dealer contact (800) 456-7100.
All prices are in US dollars

(800) 456-7100 • (734) 996-9014 fax
www.paladinattachments.com



Backhoes

To order a complete Backhoe Assembly, choose one item from each group listed for your model



Before ordering your backhoe, review general ordering information and go to Fit Up Charts on pages 44-47 for backhoe sizes available for your specific skid steer or tractor.

Gehl cont.



GROUP 4 - MOUNTING & HYDRAULIC KITS		ORDER CODE	SHIP WEIGHT (LBS)	LIST PRICE
Gehl Models CTL80/85 w/cab door				
backhoe half mounting kit		104614	318	\$823.00
skid steer half mounting kit		104610	22	\$78.00
Gehl Model V270				
backhoe half mounting kit		25544	302	\$1,306.00
skid steer half mounting kit		114085	85	\$399.00
Gehl Model 5240 "E" Series				
backhoe half mounting kit		25544	302	\$1,306.00
skid steer half mounting kit		117840	60	\$432.00
Gehl Models 5640E/6640E				
backhoe half mounting kit		25544	302	\$1,306.00
skid steer half mounting kit		114791	60	\$398.00
Gehl Models R190 / Mustang 1900R				
backhoe half mounting kit		118743	3252	\$1,380.00
skid steer half mounting kit		114791	60	\$398.00
Gehl Models T210 / Mustang 2100T				
backhoe half mounting kit		117081	275	\$1,722.00
skid steer half mounting kit		117010	75	\$478.00

Hyundai



GROUP 4 - MOUNTING & HYDRAULIC KITS		ORDER CODE	SHIP WEIGHT (LBS)	LIST PRICE
Hyundai Models 650-7 & 850-7 HSL Quick-Attach Mounting Kit				
backhoe half mounting kit		103130	235	\$1,316.00
skid steer half mounting kit		110620	55	\$435.00
Hyundai Models 610 / 710 / 810 Quick-Attach Mounting Kit				
backhoe half mounting kit		17160	250	\$1,605.00
skid steer half mounting kit		17170	40	\$272.00
Hyundai Model 610				
skid steer half mounting kit		17416	65	\$226.00

Continued Next Page



(800) 456-7100 • (734) 996-9014 fax
www.paladinattachments.com

Prices subject to change without notice.
If you wish to be a Dealer contact (800) 456-7100.
All prices are in US dollars

Backhoes

To order a complete Backhoe Assembly, choose one item from each group listed for your model



Before ordering your backhoe, review general ordering information and go to Fit Up Charts on pages 44-47 for backhoe sizes available for your specific skid steer or tractor.

JCB Robots

GROUP 4 - MOUNTING & HYDRAULIC KITS		ORDER CODE	SHIP WEIGHT (LBS)	LIST PRICE
JCB Models 135/155/175/190/205/150T/190T/205T				
backhoe half mounting kit		18371	120	\$1,053.00
Skid-steer half mounting kit		117870	25	\$421.00
JCB Robots Models 160 / 170 / 190 / 190T / 1110 / 1110T Quick Attach Mounting Kit				
backhoe half mounting kit		31035	256	\$1,411.00
skid steer half mounting kit for models 160 / 170		31070	12	\$261.00
skid steer half mounting kit for models 190 / 190T / 1110 / 1110T		33445	17	\$280.00
JCB Robots Models 165 / 185 / 1105 Quick Attach Mounting Kit				
backhoe half mounting kit		85397	285	\$1,730.00
skid steer half mounting kit for model 165		85398	100	\$323.00
skid steer half mounting kits for models 185 / 1105		85399	115	\$559.00
JCB Models 220/260/280/300/330/225T/260T/300T/320T Quick Attach Mounting Kit				
backhoe half mounting kit		18371	120	\$1,053.00
Skid-steer half mounting kit		117215	46	\$658.00

John Deere

GROUP 4 - MOUNTING & HYDRAULIC KITS		ORDER CODE	SHIP WEIGHT (LBS)	LIST PRICE
John Deere Skid-Steer Models 240 / 250 / 260* / 270* / 280 / 317 / 320 / 322 / 325 / 328 / 332 Quick Attach Mounting Kit				
backhoe half mounting kit		87274	200	\$1,635.00
skid steer half mounting kits for models 240 / 250 / 317 / 320 / 322		87275	100	\$476.00
skid steer half mounting kits for models 260/270/280/325/328/332		16525	55	\$331.00
skid steer half mounting kit for models 328/329/332, and 333D		117244	40	\$311.00
<i>* NOTE: for 260 / 270 models ONLY, manufactured in Tennessee (early models) use skid steer half kit #88135</i>				
John Deere Skid-Steer Models 6675 / 7775 / 8875* Quick Attach Mounting Kit - New 1997 Combo Kits				
backhoe half mounting kit (includes hoses)*		84972	238	\$1,569.00
skid steer half mounting kit for 6675 / 7775		84975	40	\$242.00
skid steer half mounting kit for model 8875		84974	40	\$242.00
<i>* 1997 new combo mounting kits are NOT interchangeable with these prior kits</i>				
Prior to 1997 mounts				
backhoe mounting half (includes hoses) 6675		81686	238	\$1,524.00
skid steer mounting half 6675 / 8875		81539	40	\$200.00
John Deere Skid-Steer Models 318D-323D				
backhoe half mounting kit		115233	200	\$1,767.00
skid steer half mounting kit		115238	30	\$285.00
JOHN DEERE MOUNTING AND HYDRAULIC KITS CONTINUED NEXT PAGE				

Continued Next Page

Prices subject to change without notice.
If you wish to be a Dealer contact (800) 456-7100.
All prices are in US dollars

(800) 456-7100 • (734) 996-9014 fax
www.paladinattachments.com



Backhoes

To order a complete Backhoe Assembly, choose one item from each group listed for your model



Before ordering your backhoe, review general ordering information and go to Fit Up Charts on pages 44-47 for backhoe sizes available for your specific skid steer or tractor.

John Deere cont.

GROUP 4 - MOUNTING & HYDRAULIC KITS		ORDER CODE	SHIP WEIGHT (LBS)	LIST PRICE
John Deere Skid-Steer Models 328D-333D				
backhoe half mounting kit		87274	200	\$1,635.00
skid steer half mounting kit		117244	40	\$311.00
John Deere Tractor Models 3120 / 3320 / 3520 / 3710 / 3720 / 4200 / 4210 / 4300 / 4310 / 4400 / 4410 equipped with John Deere rear remote kit #LVBM19534 Quick Attach Mounting Kit, 4-Point Quick Attach				
backhoe half mounting kit for 365		106301	140	\$889.00
backhoe half mounting kit		107997	125	\$1,084.00
tractor half mounting kit		87064	280	\$1,862.00
John Deere Tractor Models 4500 / 4510 / 4600 / 4610 / 4700 / 4710 equipped with John Deere remote kit #LVBM19587 Quick Attach Mounting Kit - 4-Point Quick Attach				
backhoe half mounting kit		87067	155	\$906.00
tractor half mounting kit		87066	375	\$1,402.00
John Deere Tractor Models 5025 / 5225 / 5325 / 5425 / 5525 / 5625 Quick Attach Mounting Kit, 4-Point Quick Attach				
backhoe half mounting kit		15480	190	\$834.00
tractor half mounting kit - isolated platform		15440	410	\$1,896.00
tractor half mounting kit cab or straddle platform		110420	400	\$1,827.00
hose kit		15641	22	\$121.00
John Deere Tractor Models 5200 / 5210 / 5300 / 5310 / 5400 / 5410 with 520/540 Loader Quick Attach Mounting Kit, 4-Point Quick Attach				
backhoe half mounting kit		66822	223	\$950.00
tractor half mounting kit		80153	560	\$1,980.00
hydraulic hoses		80300	10	\$61.00
NOTE: Dealer is responsible for hydraulic hook up. If using JD 3rd spool valve kit #LV100024, there is no detent in valve as of this printing.				
John Deere Tractor Models 5220 / 5320 / 5420 / 5520 Quick Attach Mounting Kit, 4-Point Quick Attach				
backhoe half mounting kit		15480	190	\$834.00
tractor half mounting kit - straddle platform or cab		16325	410	\$1,458.00
tractor half mounting kit - isolated platform		15440	410	\$1,896.00
hydraulic kit		15641	22	\$121.00
4" spacer kit (required on tractor with 3 remotes)		72854	75	\$329.00
John Deere Tractor Model 790 Quick Attach Mounting Kit, 4-Point Quick Attach				
backhoe half mounting kit		102255	120	\$768.00
tractor half mounting kit		102250	120	\$1,015.00
365 backhoe half mounting kit		112881	125	\$708.00
John Deere Tractor Model 4120 / 4320 / 4520 / 4720 with 400X Loader Quick Attach Mounting Kit, 4-Point Quick Attach				
tractor half mounting kit		103310	300	\$1,426.00
backhoe half 408 / 485		103315	165	\$826.00

JOHN DEERE MOUNTING AND HYDRAULIC KITS CONTINUED NEXT PAGE

Continued Next Page



(800) 456-7100 • (734) 996-9014 fax
www.paladinattachments.com

Prices subject to change without notice.
If you wish to be a Dealer contact (800) 456-7100.
All prices are in US dollars

Backhoes

To order a complete Backhoe Assembly, choose one item from each group listed for your model



Before ordering your backhoe, review general ordering information and go to Fit Up Charts on pages 44-47 for backhoe sizes available for your specific skid steer or tractor.

John Deere cont.

GROUP 4 - MOUNTING & HYDRAULIC KITS		ORDER CODE	SHIP WEIGHT (LBS)	LIST PRICE
John Deere Tractor Model 990 with 430 Loader Quick Attach Mounting Kit, 4-Point Quick Attach				
backhoe half 408 / 485		103315	165	\$826.00
tractor half		103260	265	\$1,136.00
John Deere Tractor Model 2305 / 2505 Quick Attach Mounting Kit, 4-Point Quick Attach				
backhoe half 365 only		108815	120	\$1,030.00
tractor half		108810	40	\$107.00

Kioti

GROUP 4 - MOUNTING & HYDRAULIC KITS		ORDER CODE	SHIP WEIGHT (LBS)	LIST PRICE
Kioti DK45 Tractor w / KL1590 Loader				
tractor half mounting kit		108550	225	\$1,183.00
backhoe half mounting kit		108565	130	\$950.00

Komatsu

GROUP 4 - MOUNTING & HYDRAULIC KITS		ORDER CODE	SHIP WEIGHT (LBS)	LIST PRICE
Komatsu 714 / 815				
backhoe half mounting kit		32960	370	\$1,791.00
skid steer half mounting kit		32968	45	\$338.00
Komatsu 1020 / 1026 (No Door)				
backhoe half mounting kit		87910	320	\$1,611.00
skid steer half mounting kit		19346	50	\$333.00
Komatsu CK30 / SK820				
backhoe half mounting kit		112115	250	\$1,581.00
skid steer half mounting kit		112111	25	\$143.00

Kubota

GROUP 4 - MOUNTING & HYDRAULIC KITS		ORDER CODE	SHIP WEIGHT (LBS)	LIST PRICE
Kubota Models 2050 / 2350 / 2500 with LA450S loader - 4WD Quick Attach Mounting Kit, 4-Point				
backhoe half mounting kit- for internal tractor pump		79292	125	\$631.00
hydraulic kit-for internal tractor pump		79291	15	\$217.00
Kubota Models 2250 / 2550 / 2650 / 2950 with BF400G / LA400 / LA450 loader Quick Attach Mounting Kit, 4-Point				
backhoe half mounting kit- for internal tractor pump		79292	125	\$631.00
hydraulic kit - for internal tractor pump		62255	15	\$200.00

KUBOTA MOUNTING AND HYDRAULIC KITS CONTINUED NEXT PAGE

Continued Next Page

Prices subject to change without notice.
If you wish to be a Dealer contact (800) 456-7100.
All prices are in US dollars

(800) 456-7100 • (734) 996-9014 fax
www.paladinattachments.com



Backhoes

To order a complete Backhoe Assembly, choose one item from each group listed for your model



Before ordering your backhoe, review general ordering information and go to Fit Up Charts on pages 44-47 for backhoe sizes available for your specific skid steer or tractor.

Kubota cont.

Kubota Models L 2800 / 3400 / 4400 with LA513 or 463 loader Quick Attach Mounting Kit, 4-Point			
backhoe half mounting kit	114550	160	\$467.00
tractor half mounting kit	101390	215	\$1,203.00
hydraulic kit - for internal tractor pump	101399	15	\$365.00

Kubota Models L 3940 / 4240 / 4740 / 5040 / 5240 / 5740 with LA514, LA724, or LA854 loader with 2 post ROPS / cab Quick Attach Mounting Kit, 4-Point			
backhoe half mounting kit	17990	135	\$788.00
tractor half mounting kit with roll-over protection structure <i>no hydraulic kit available, purchase rear remote hydraulic kit with detent through Kubota #L8309</i>	110395	230	\$1,531.00
tractor half mounting kit with cab 3940 / 4240 / 4740 ONLY <i>no hydraulic kit available, purchase rear remote hydraulic kit with detent through Kubota #L8309</i>	110982	230	\$1,924.00
tractor half mounting kit with cab 5040 / 5240 / 5740 ONLY	111598	230	\$1,855.00

Kubota Models 2850 / 3250 / 3450 / 3650 with BF500 / LA650 loader Quick Attach Mounting Kit, 4-Point			
backhoe half mounting kit- for internal tractor pump	79292	125	\$631.00
tractor half mounting kit	66246	325	\$1,420.00
hydraulic kit - for internal tractor pump	62255	15	\$200.00

Kubota Models 2900 / 3300 / 3010 / 3410 with LA480 or LA481 loader / FST / 4WD Quick Attach Mounting Kit, 4-Point			
backhoe half mounting kit- for internal tractor pump	79292	125	\$631.00
backhoe half mounting kit- for ITP extended mount	84827	200	\$664.00
tractor half mounting kit (requires 32" between tires)	81780	240	\$1,153.00
hydraulic kit for internal tractor pump	81808	20	\$201.00
4" spacer kit (required on tractor with 3 remotes)	72854	75	\$329.00

Kubota Models 3130 / 3430 - with LA723 loader - with or without cab Quick Attach Mounting Kit, 4-Point			
backhoe half mounting kit	17990	135	\$788.00
tractor half mounting kit	18400	280	\$1,156.00
hydraulic kit power beyond	18210	32	\$401.00

Kubota Models 3600 / 4200 / 3710 / 4310 with LA680 / LA681 or LA682 loader / FST / GST / 4WD 2 post ROPS - no cab Quick Attach Mounting Kit, 4-Point			
backhoe half mounting kit- for internal tractor pump	79292	125	\$631.00
backhoe half mounting kit- for ITP extended mount	84827	200	\$664.00
tractor half mounting kit (requires 32" between tires)	81795	255	\$1,645.00
hydraulic kit for internal tractor pump	81808	20	\$201.00
4" spacer kit (required on tractor with 3 remotes)	72854	75	\$329.00

Kubota Models 3830 / 4330 / 4630 with LA723 / LA853 loader - with or without cab Quick Attach Mounting Kit, 4-Point			
backhoe half mounting kit	17990	135	\$788.00
tractor half mounting kit	17980	270	\$1,213.00
hydraulic kit power beyond	18210	32	\$401.00

KUBOTA MOUNTING AND HYDRAULIC KITS CONTINUED NEXT PAGE

Continued Next Page



(800) 456-7100 • (734) 996-9014 fax
www.paladinattachments.com

Prices subject to change without notice.
If you wish to be a Dealer contact (800) 456-7100.
All prices are in US dollars

Backhoes

To order a complete Backhoe Assembly, choose one item from each group listed for your model



Before ordering your backhoe, review general ordering information and go to Fit Up Charts on pages 44-47 for backhoe sizes available for your specific skid steer or tractor.

Kubota cont.

GROUP 4 - MOUNTING & HYDRAULIC KITS		ORDER CODE	SHIP WEIGHT (LBS)	LIST PRICE
Kubota Model 4610 - with LA852 loader Quick Attach Mounting Kit, 4-Point				
backhoe half mounting kit		88935	120	\$788.00
tractor half mounting kit		88934	235	\$965.00
Kubota Models LA402 B2710 / B2910 with 402 loader-B7500 / B7510 with LA272 loader no cab Quick Attach Mounting Kit, 4-Point				
backhoe half for 365		106122	95	\$731.00
tractor half mounting kit- B2710 / B2910		15389	130	\$985.00
tractor half mounting kit- B7500 / B7510		15393	180	\$1,575.00
hydraulic kit		15392	25	\$248.00
Kubota Models B2630 / B3030 with LA403 loader no cab Quick Attach Mounting Kit				
backhoe half mounting kit for 365		106122	95	\$731.00
tractor half mounting kit		107380	215	\$1,554.00
hydraulic kit		15392	25	\$248.00
Kubota Models B2630 / B3030 with cab & LA403 loader Quick Attach Mounting Kit				
backhoe half mounting kit with cab for 365		107395	137	\$780.00
tractor half		107380	215	\$1,554.00
hydraulic kit		15392	25	\$248.00
Kubota CTL Models SVL75/SVL90				
backhoe half mounting kit		116151	300	\$1,721.00
loader half SVL75		117060	47	\$685.00
loader half SVL90		116161	34	\$633.00
Kubota Models M4700 / M4900 / M5400 / M5700 with LA1001 loader / 2 post ROPS / FST / 4WD Quick Attach Mounting Kit, 4-Point <i>Note: M5700 will not fit units newer than 2003</i>				
backhoe half mounting kit		83770	140	\$862.00
tractor half mounting kit		83693	460	\$1,624.00
hydraulic kit-power beyond		83714	15	\$200.00
Kubota Model 5030 with LA853 Loader, with or without cab Quick Attach Mounting Kit, 4-Point				
backhoe half mounting kit		17990	135	\$788.00
tractor half mounting kit		19370	270	\$1,322.00
hydraulic kit power beyond		18210	32	\$401.00
Kubota Models M4700 / M4900 / M5400 / M5700 - with LA1002 loader / 2 post ROPS / FST / 4WD Quick Attach Mounting Kit, 4-Point <i>Note: M5700 will not fit units newer than 2003</i>				
backhoe half mounting kit		83770	140	\$862.00
hydraulic kit-power beyond		31905	20	\$285.00
tractor half		33389	460	\$1,672.00

KUBOTA MOUNTING AND HYDRAULIC KITS CONTINUED NEXT PAGE

Continued Next Page

Prices subject to change without notice.
If you wish to be a Dealer contact (800) 456-7100.
All prices are in US dollars

(800) 456-7100 • (734) 996-9014 fax
www.paladinattachments.com



Backhoes

To order a complete Backhoe Assembly, choose one item from each group listed for your model



Before ordering your backhoe, review general ordering information and go to Fit Up Charts on pages 44-47 for backhoe sizes available for your specific skid steer or tractor.

Kubota cont.

GROUP 4 - MOUNTING & HYDRAULIC KITS		ORDER CODE	SHIP WEIGHT (LBS)	LIST PRICE
Kubota Models M5040 / M6040 / M7040 with LA1153 loader or cab Quick Attach Mounting Kit				
backhoe half mounting kit		107220	140	\$815.00
tractor half mounting kit for LA1153 loader		107210	310	\$1,896.00
tractor half mounting kit for models with cab		111710	310	\$1,844.00
hydraulic kit power beyond		107461	20	\$444.00
Kubota Models M8540 / M9540 with LA1353 loader Quick Attach Mounting Kit				
backhoe half mounting kit		83770	140	\$862.00
tractor half mounting kit		107430	415	\$2,007.00
hydraulic kit power beyond		107461	20	\$444.00
Kubota Model M6800 (no cab) with LA1002 or LA1162 loader - 2 post ROPS / FST / 4WD Quick Attach Mounting Kit, 4-Point				
backhoe half mounting kit		83770	83770	\$862.00
tractor half		89692	406	\$1,725.00
Kubota Models M8200 / M9000 - with or without cab Quick Attach Mounting Kit, 4-Point				
backhoe half mounting kit-KB auxiliary valve		83291	223	\$956.00
tractor half mounting kit		88170	490	\$1,856.00
Kubota Models "L" 3240 / 3540 with ROPS Quick Attach Mounting Kit, 4-Point				
backhoe half mounting kit		17990	135	\$788.00
tractor half mounting kit		111083	290	\$1,309.00
Kubota Models L3240 / 3540 HST w/CAB				
backhoe half mounting kit		17990	135	\$788.00
tractor half mounting kit		118240	275	\$1,455.00
Kubota Models "L" 5040 / 5240 / 5740 with cab Quick Attach Mounting Kit, 4-Point				
backhoe half mounting kit		17990	135	\$788.00
tractor half mounting kit		111598	230	\$1,855.00
Kubota Models R420				
backhoe half mounting kit		112541	160	\$966.00
Kubota SVL75/90				
backhoe half mounting kit		116151	335	\$1,721.00
Kubota SVL75				
skid steer half mounting kit		117060	47	\$685.00
Kubota SVL90				
Skid-steer half mounting kit		116161	45	\$633.00

Continued Next Page



(800) 456-7100 • (734) 996-9014 fax
www.paladinattachments.com

Prices subject to change without notice.
If you wish to be a Dealer contact (800) 456-7100.
All prices are in US dollars

Backhoes

To order a complete Backhoe Assembly, choose one item from each group listed for your model



Before ordering your backhoe, review general ordering information and go to Fit Up Charts on pages 44-47 for backhoe sizes available for your specific skid steer or tractor.

Massey-Ferguson

GROUP 4 - MOUNTING & HYDRAULIC KITS				ORDER CODE	SHIP WEIGHT (LBS)	LIST PRICE
Massey-Ferguson Models 1140 / 1145 / 1250 / 1260 Quick Attach Mounting Kit, 4-Point						
backhoe half mounting kit				78993	115	\$674.00
tractor half mounting kit				78992	260	\$1,319.00
Massey-Ferguson Models 1160 / 1180 / 1190 with 232 loader / 4WD - with or without turf tires / auxiliary hydraulics / Jodale Perry cab - Quick Attach Mounting Kit, 4-Point						
backhoe half mounting kit- for internal tractor pump				79292	125	\$631.00
hydraulic kit, internal tractor pump				81923	20	\$230.00
tractor half				81880	320	\$1,540.00
Massey-Ferguson Models 1433V / 1440V with 1466 loader Quick Attach Mounting Kit						
backhoe half mounting kit				33837	110	\$873.00
tractor half mounting kit				16480	270	\$1,012.00
backhoe half mounting kit (365 backhoe)				107626	320	\$972.00
Massey-Ferguson Models 1533 / 1544 with 1466 loader Quick Attach Mounting Kit						
backhoe half mounting kit (408W)				33837	110	\$873.00
tractor half mounting kit				104790	260	\$1,147.00
hydraulic kit				104898	25	\$256.00
Massey-Ferguson Model 1560						
backhoe half mounting kit				113015	100	\$884.00
tractor half mounting kit				113000	240	\$1,668.00

Mertz

GROUP 4 - MOUNTING & HYDRAULIC KITS				ORDER CODE	SHIP WEIGHT (LBS)	LIST PRICE
Mertz Boxer 425 / 427 / 526						
365 backhoe mounting kit (complete)				108375	130	\$1,056.00
Mertz Boxer 532DX						
365 backhoe mounting kit (complete)				108402	130	\$1,056.00

Mustang

GROUP 4 - MOUNTING & HYDRAULIC KITS				ORDER CODE	SHIP WEIGHT (LBS)	LIST PRICE
Mustang Models 2040 / 2050 / 2044 / 2054 Quick Attach Mounting Kit						
backhoe half mounting kit (dual pin coupler)				85964	240	\$1,410.00
skid steer half mounting kit				84133	50	\$188.00
MUSTANG MOUNTING AND HYDRAULIC KITS CONTINUED NEXT PAGE						

Continued Next Page

Prices subject to change without notice.
If you wish to be a Dealer contact (800) 456-7100.
All prices are in US dollars

(800) 456-7100 • (734) 996-9014 fax
www.paladinattachments.com



Backhoes

To order a complete Backhoe Assembly, choose one item from each group listed for your model



Before ordering your backhoe, review general ordering information and go to Fit Up Charts on pages 44-47 for backhoe sizes available for your specific skid steer or tractor.

Mustang cont.

GROUP 4 - MOUNTING & HYDRAULIC KITS		ORDER CODE	SHIP WEIGHT (LBS)	LIST PRICE
Mustang Models 2060 / 2070 / 2074 Quick Attach Mounting Kit				
backhoe half mounting kit (includes hoses)		73079	385	\$1,466.00
skid steer half mounting kit		84133	50	\$188.00
backhoe half (dual pin coupler)		84778	275	\$1,470.00
Mustang Models 2066 / 2076 Quick Attach Mounting Kit				
backhoe half mounting kit		102470	94	\$1,549.00
skid steer half mounting kit		102469	185	\$456.00
Mustang Models 2086 Quick Attach Mounting Kit				
backhoe half mounting kit		102470	185	\$1,549.00
skid steer half mounting kit		111830	55	\$362.00
Mustang Models 2095 / 2105 / 2099 / 2109 Quick Attach Mounting Kit				
backhoe half mounting kit		84804	390	\$1,552.00
skid steer half mounting kit		31490	42	\$286.00
Mustang Model MLT16 Quick Attach Mounting Kit				
backhoe half mounting kit		81199	210	\$1,566.00
track loader half mounting kit		16218	40	\$251.00
Mustang Model MLT20 Quick Attach Mounting Kit				
backhoe half mounting kit		33197	325	\$1,936.00
skid steer half mounting kit		100635	35	\$251.00
Mustang Model MLT26 Quick Attach Mounting Kit				
backhoe half mounting kit		33197	325	\$1,936.00
skid steer half mounting kit		33198	30	\$264.00
Mustang Model 2700V				
backhoe half mounting kit		25544	275	\$1,306.00
skid steer half mounting kit		114085	85	\$399.00
Mustang Model 20222 / 2032				
backhoe half mounting kit		31060	180	\$1,544.00
skid steer half mounting kit		31059	65	\$344.00

New Holland

GROUP 4 - MOUNTING & HYDRAULIC KITS		ORDER CODE	SHIP WEIGHT (LBS)	LIST PRICE
New Holland Skid-Steer Models L465 / LX465 / LX485 / LS140 / LS150 / LS140.B / LS150.B Quick Attach Mounting Kit				
backhoe half mounting kit (includes hoses)		82218	240	\$1,362.00
skid steer half mounting kit		102526	50	\$245.00

NEW HOLLAND MOUNTING AND HYDRAULIC KITS CONTINUED NEXT PAGE

Continued Next Page



(800) 456-7100 • (734) 996-9014 fax
www.paladinattachments.com

Prices subject to change without notice.
If you wish to be a Dealer contact (800) 456-7100.
All prices are in US dollars

Backhoes

To order a complete Backhoe Assembly, choose one item from each group listed for your model



Before ordering your backhoe, review general ordering information and go to Fit Up Charts on pages 44-47 for backhoe sizes available for your specific skid steer or tractor.

New Holland cont.

GROUP 4 - MOUNTING & HYDRAULIC KITS		ORDER CODE	SHIP WEIGHT (LBS)	LIST PRICE
New Holland Skid-Steer Models L565 / LX565 / LX665 - L865 / LX865 / LX885- LX985, LS160 / LS170 / L175 / L175 / LS180 / LS190 / LS160.B / LS170.B / LS180.B / LS185.B / L185 / C185 / L190 / LS190.B Quick Attach Mounting Kit - New 1997 Combo Kits				
backhoe half mounting kit (includes hoses)*		84972	238	\$1,569.00
skid steer half		102527	50	\$242.00
LX565/L665/LX665/LS160/LS170/LS160.B/LS170.B/L175/C175 or models L856/LX865/LX885/LS180/LS180.B/LS185.B/L185/C185		102528	50	\$242.00
models LX985 / LS190 / L190 / LS190.B		102529	50	\$242.00
LX665 / LX885 *1997 new combo mounting kits are not interchangeable with these prior kits:				
skid steer half mounting kit mounting kit		81539	40	\$200.00
New Holland Skid-Steer Models C238 / C232 / C227 / L230 / L225 / L223 Quick Attach Mounting Kit				
backhoe half mounting kit (includes hoses)		115540		\$2,114.00
skid steer half mounting kit		116112		\$393.00
New Holland Skid-Steer Models L215 / L213 Quick Attach Mounting Kit				
backhoe half mounting kit (includes hoses)		116116		\$1,839.00
skid steer half mounting kit		116200		\$397.00
New Holland Skid-Steer Models L220 / L218 Quick Attach Mounting Kit				
backhoe half mounting kit (includes hoses)		115540		\$2,114.00
skid steer half mounting kit		115543		\$378.00
New Holland Skid-Steer Models L215 / L213 Quick Attach Mounting Kit				
backhoe half mounting kit (includes hoses)		116116		\$1,839.00
skid steer half mounting kit		116200		\$397.00
New Holland Tractor Models 1725 / 1925 / 1530 / 1630 / TC25&D / TC29&D / TC33&D & TC34 standard with 7308 / 16LA loader Quick Attach Mounting Kit, 4-Point				
backhoe half mounting kit		82360	90	\$574.00
backhoe half mounting kit for 365		106344	90	\$683.00
tractor half mounting kit		85753	305	\$1,566.00
hydraulic kit tractor pump		85760	20	\$200.00
New Holland Tractor Models Super-Steer 1630 / TC25&D / TC29&D / TC33&D with 7308 with 16LA loader Quick Attach Mounting Kit, 4-Point				
backhoe half mounting kit		82360	90	\$574.00
backhoe half mounting kit for 365		106344	90	\$683.00
hydraulic kit tractor pump		85760	20	\$200.00
tractor half		85753	305	\$1,566.00
New Holland Tractor Models Super-Steer 1630 / TC25&D / TC29&D / TC33&D / TC34 Standard w /7308 or 16LA Loaders				
tractor half mtg. kit or super steer tractors		86664	305	\$1,465.00

NEW HOLLAND MOUNTING AND HYDRAULIC KITS CONTINUED NEXT PAGE

Continued Next Page

Prices subject to change without notice.
If you wish to be a Dealer contact (800) 456-7100.
All prices are in US dollars

(800) 456-7100 • (734) 996-9014 fax
www.paladinattachments.com



Backhoes

To order a complete Backhoe Assembly, choose one item from each group listed for your model



Before ordering your backhoe, review general ordering information and go to Fit Up Charts on pages 44-47 for backhoe sizes available for your specific skid steer or tractor.

New Holland cont.

GROUP 4 - MOUNTING & HYDRAULIC KITS	ORDER CODE	SHIP WEIGHT (LBS)	LIST PRICE
New Holland Tractor Models TN55 / 65 / 70 / 75 with 32LA or 33LA loader with or without cab / must have fold down ROPS if without cab Quick Attach Mounting Kit, 4-Point			
backhoe half mounting kit-includes power return & hoses	88688	220	\$873.00
tractor half mounting kit	88687	518	\$2,016.00
New Holland Tractor Models TC 35D / 40D / 45D / T2310 with 16LA OR 17LA loader - standard or super steer Quick Attach Mounting Kit, 4-Point			
backhoe half mounting kit	89022	135	\$643.00
tractor half mounting kit (includes reinforcement kit)	89021	240	\$1,981.00
hydraulic kit	89023	18	\$251.00
New Holland Tractor Models TC 35 / 40 / 45 D & DA with 250TL loader with cab Quick Attach Mounting Kit, 4-Point			
backhoe half mounting kit	89022	135	\$643.00
tractor half mounting kit	110287	240	\$1,576.00
hydraulic kit	89023	18	\$251.00
hydraulic kit power beyond with jumper	110606	25	\$479.00
New Holland Tractor Models TC-55DA / 48DA / T2410 (no cab) with 18LA loader Quick Attach Mounting Kit, 4-Point			
backhoe half mounting kit	89022	135	\$643.00
tractor half mounting kit	100840	240	\$1,910.00
hydraulic kit power beyond	101000	20	\$322.00
New Holland Tractor Models Workmaster 55			
backhoe half mounting kit	118442	200	\$785.00
tractor half mounting kit	118430	295	\$1,452.00
New Holland Tractor Models 3230 / 3430 / 3930 / 4630 - with 7310 loader / standard or KB auxiliary valve / no cab 4WD (2WD requires Ford loader mount #9862280) Quick Attach Mounting Kit, 4-Point			
backhoe half mounting kit-KB auxiliary valve	83291	223	\$956.00
backhoe half mounting kit	66822	223	\$950.00
tractor half mounting kit	83572	290	\$2,313.00
hydraulic kit	81685	15	\$90.00
New Holland Tractor Models 345 / 445 / 545 C&D with 745 loader & ROPS Models 445 / 545 A & B with 745 loader and 2 post ROPS Quick Attach Mounting Kit, 4-Point			
backhoe half mounting kit	66822	223	\$950.00
tractor half mounting kit	69672	290	\$2,041.00
hydraulic kit selector valve (for 345/445/545 C&D) modification may be needed	83772	25	\$1,226.00
New Holland Tractor Models 445D / 545D with cab and KB valve Quick Attach Mounting Kit, 4-Point			
backhoe half mounting kit-KB auxiliary valve	83291	223	\$956.00
tractor half mounting kit	69672	290	\$2,041.00
hydraulic kit modification may be needed	81685	15	\$90.00

NEW HOLLAND MOUNTING AND HYDRAULIC KITS CONTINUED NEXT PAGE

Continued Next Page



(800) 456-7100 • (734) 996-9014 fax
www.paladinattachments.com

Prices subject to change without notice.
If you wish to be a Dealer contact (800) 456-7100.
All prices are in US dollars

Backhoes

To order a complete Backhoe Assembly, choose one item from each group listed for your model



Before ordering your backhoe, review general ordering information and go to Fit Up Charts on pages 44-47 for backhoe sizes available for your specific skid steer or tractor.

New Holland cont.

GROUP 4 - MOUNTING & HYDRAULIC KITS			
	ORDER CODE	SHIP WEIGHT (LBS)	LIST PRICE
New Holland Tractor Models T2410 / TCBBDA / 480A (with cab) with 18LA loader Quick Attach Mounting Kit, 4-Point			
backhoe half mounting kit-KB auxiliary valve	89022	135	\$643.00
tractor half mounting kit	113030	240	\$2,388.00
tractor half mounting kit (without cab)	100840	240	\$1,910.00
New Holland Tractor Models T4030 Quick Attach Mounting Kit, 4-Point			
backhoe half mounting kit	88688	220	\$873.00
tractor half mounting kit	115150	240	\$1,679.00

Tractor must have rear remotes. No hydraulic kit part number. Hoses supplied in Order Code 113030

NOTE: front end ballast weights required if not equipped with loader

Takeuchi

GROUP 4 - MOUNTING & HYDRAULIC KITS			
	ORDER CODE	SHIP WEIGHT (LBS)	LIST PRICE
Takeuchi Model TL10 Quick Attach Mounting Kit "Cam-Lock"			
backhoe half mounting kit	33197	325	\$1,936.00
skid steer half mounting kit	118694	40	\$189.00
Takeuchi Model TL26 / TL130 Quick Attach Mounting Kit "Cam-Lock"			
backhoe half mounting kit	81199	210	\$1,566.00
track loader half mounting kit-for TL26	81200	60	\$369.00
track loader half mounting kit (for TL130)	16218	40	\$251.00
Takeuchi Model TL120 / TL220 Quick Attach Mounting Kit "Cam-Lock"			
backhoe half mounting kit (complete) (requires welding to skid steer frame)	111455	265	\$1,689.00
Takeuchi Model TL130 with new cab door / TL 230 Quick Attach Mounting Kit "Cam-Lock"			
backhoe half mounting kit (no skid steer half mounting kit required)	104875	260	\$1,603.00
Takeuchi Model TL140 / TL240 Quick Attach Mounting Kit "Cam-Lock"			
backhoe half mounting kit	33197	325	\$1,936.00
skid steer half mounting kit	100635	35	\$251.00
Takeuchi Model TL150 / TL250 Quick Attach Mounting Kit "Cam-Lock"			
backhoe half mounting kit	33197	325	\$1,936.00
skid steer half mounting kit	33198	30	\$264.00

Thomas

GROUP 4 - MOUNTING & HYDRAULIC KITS			
	ORDER CODE	SHIP WEIGHT (LBS)	LIST PRICE
Thomas T153			
backhoe half mounting kit	85455	280	\$2,032.00
skid steer half mounting kit	107810	30	\$238.00

THOMAS MOUNTING AND HYDRAULIC KITS CONTINUED NEXT PAGE

Continued Next Page

Prices subject to change without notice.
If you wish to be a Dealer contact (800) 456-7100.
All prices are in US dollars

(800) 456-7100 • (734) 996-9014 fax
www.paladinattachments.com



Backhoes

To order a complete Backhoe Assembly, choose one item from each group listed for your model



Before ordering your backhoe, review general ordering information and go to Fit Up Charts on pages 44-47 for backhoe sizes available for your specific skid steer or tractor.

Thomas cont.



GROUP 4 - MOUNTING & HYDRAULIC KITS		ORDER CODE	SHIP WEIGHT (LBS)	LIST PRICE
Thomas T175 / T205 / T255 / 1700				
backhoe half mounting kit		105580	210	\$995.00
skid steer half mounting kit		105589	55	\$327.00
Thomas 25G				
365 backhoe mounting kit (complete)		110358	108	\$1,310.00

Volvo



GROUP 4 - MOUNTING & HYDRAULIC KITS		ORDER CODE	SHIP WEIGHT (LBS)	LIST PRICE
Volvo MC60B / 70B				
backhoe half mounting kit		18371	120	\$1,053.00
skid steer half mounting kit		18380	150	\$859.00
Volvo MC90B / 110B				
backhoe half mounting kit		18371	120	\$1,053.00
skid steer half mounting kit		105710	110	\$684.00
Volvo MC60C / 70C / MC85C / MC95C / MC105C				
backhoe half mounting kit		18371	120	\$1,053.00
skid steer half mounting kit		117870	25	\$421.00
Volvo MC110C / MC115C / MC125C / MC135C / MC155C				
backhoe half mounting kit		18371	120	\$1,053.00
skid steer half mounting kit		117215	46	\$658.00

Bale Tools

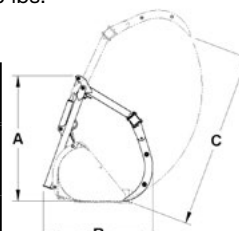
Bale/Hay Grapple

To order choose one item from each group.
Price includes Bucket & Mounting - Grapple sold separate.

Carrier Specifications: Lift Capacity: <8,000 lbs. Operating Weight <22,000 lbs.



Specifications					
Model	Weight (approx)	Width OD	Height Closed A	Depth Closed B	Height Open C
LAF2501	400 lbs	67.68"	56"	48"	85"



GROUP 1 - HD ROUND UTILITY BUCKET CHECK LOADER CAPACITY BEFORE ORDERING		ORDER CODE	SHIP WEIGHT (LBS)	LIST PRICE
62" OD Round Utility Bucket		LAF2560	457	\$1,520.00
74" OD Round Utility Bucket		LAF2572	549	\$1,697.00
86" OD Round Utility Bucket		LAF2584	616	\$1,878.00
98" OD Round Utility Bucket		LAF2596	744	\$2,039.00

Add 400 lbs for Bolt-On Grapple

GROUP 2 - MOUNTING - ADDITIONAL COST MAY APPLY		ORDER CODE	SHIP WEIGHT (LBS)	LIST PRICE
Contact Customer Service at (800) 456-7100				

GROUP 3 - BOLT-ON BALE GRAPPLE HOSES AND QUICK COUPLER NOT INCLUDED		ORDER CODE	SHIP WEIGHT (LBS)	LIST PRICE
Bale Grapple		LAF2501	400	\$2,297.00
Weld-On Rib Kit (required if purchasing Bolt-On Grapple)		LAF2502	NA	\$169.00

OPTIONAL - REVERSIBLE CUTTING EDGE KIT INCLUDES BOE, GRADE 8 PLOW BOLTS, LOCK WASHERS & NUTS DRILLED FOR FFC BOLT-ON EDGE (HOLES SPACED 6" APART, CENTER TO CENTER)		ORDER CODE	SHIP WEIGHT (LBS)	LIST PRICE
For Bucket LAF2560 (7 holes, 9" spacing)		114011	103	\$430.00
For Bucket LAF2572 (7 holes, 11" spacing)		102236	123	\$469.00
For Bucket LAF2584 (9 holes, 10" spacing)		113978	143	\$679.00
For Bucket LAF2596 (9 holes, 10.82" spacing)		114197	163	\$609.00

For Optional Bolt-On Edge Drill Patterns (i.e. Case Hole Patterns) - Call (800) 456-7100

Bale Tools



Bale Hugger



To order choose one item from each group.

Price includes Bale Hugger & Universal Mounting.

Carrier Specifications: Lift Capacity: <10,000 lbs. Operating Weight <32,000 lbs.

Important: All replacement hydraulic hoses and fittings must have a minimum rated working pressure of 4000 PSI.



Specifications				
Model	Width Open	Height	Depth	Weight (approx)
LAF1960	89"	47"	54"	520 lbs

GROUP 1- BALE HUGGER		ORDER CODE	SHIP WEIGHT (LBS)	LIST PRICE
CHECK LOADER CAPACITY BEFORE ORDERING				
Bale Hugger (clamps loads from 28" to 80" wide)		LAF1960	520	\$2,825.00

**Ideal for 1000 lb silage bales (max 2400 lbs), used to transport round or rectangular bales*

GROUP 2 - MOUNTING		ORDER CODE	SHIP WEIGHT (LBS)	LIST PRICE
ADDITIONAL COST MAY APPLY				
Contact Customer Service at (800) 456-7100				

Booms, Loader



To order choose one item from each group.
Price includes Loader Boom & Universal SSL Mounting.

Carrier Specifications: Lift Capacity: <10,000 lbs. Operating Weight <32,000 lbs.

Important: All replacement hydraulic hoses and fittings must have a minimum rated working pressure of 4000 PSI.

Maximum Loads That Can Be Safely Lifted

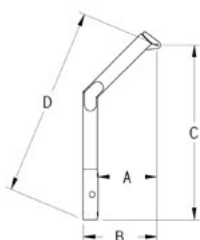


Vertical Mast
70% of operating
load not to exceed
6,000 lbs



Max. Reach
30% of operating
load not to exceed
6,000 lbs

Specifications						
Model	Weight (approx)	Width OD	Load Depth A	Depth B	Height C	Reach D
LAF2210	440 lbs	47"	25.1"	31"	73.2"	83.1"



GROUP 1 - LOADER BOOM CHECK LOADER CAPACITY BEFORE ORDERING			
	ORDER CODE	SHIP WEIGHT (LBS)	LIST PRICE
Loader Boom	LAF2210	440	\$1,344.00

Price does not include chains or clevis. Price of loader mounting must be added to the attachment price.

GROUP 2 - MOUNTING ADDITIONAL COST MAY APPLY			
	ORDER CODE	SHIP WEIGHT (LBS)	LIST PRICE
Contact Customer Service at (800) 456-7100			



Box Scrapers



To order choose one item from each group.
Price includes Box Scraper & 3 Point Mount.

Carrier Specifications Standard Duty: Lift Capacity: <10,000 lbs. Operating Weight <20,000 lbs.
Carrier Specifications Heavy Duty: Lift Capacity: <10,000 lbs. Operating Weight <32,000 lbs.

Important: All replacement hydraulic hoses and fittings must have a minimum rated working pressure of 4000 PSI.



Specifications					
Model	Cutting Width	Height	Depth	Capacity	Weight (approx)
13884	84"	39.625"	45.5"	1.38 yd ³	1,565 lbs
13888	88"	39.625"	45.5"	1.44 yd ³	1,676 lbs

GROUP 1 - BOX SCRAPER		ORDER CODE	SHIP WEIGHT (LBS)	LIST PRICE
CHECK LOADER CAPACITY BEFORE ORDERING				
Box Scraper - Heavy Duty				
84" OD Model 240SD Box Scraper		13884-0796	1565	\$4,327.00
88" OD Model 440HD Box Scraper with replaceable end plates		13888-0796	1676	\$5,171.00

GROUP 2 - MOUNTING	ORDER CODE	SHIP WEIGHT (LBS)	LIST PRICE
Box Scraper comes with Category II - 3 point mount only			

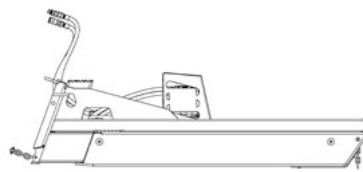
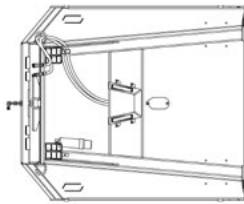
OPTIONAL - REPLACEMENT PARTS		ORDER CODE	SHIP WEIGHT (LBS)	LIST PRICE
Shank/Tooth Assembly				
Ripper Shank & Tooth Assembly		LAF3896	8	\$55.00
End Plates (For 13884)				
Bolt-On End Plate (Left Hand)		13-53229	59	\$143.00
Bolt-On End Plate (Right Hand)		13-53195	59	\$143.00
Replaceable Edge (Front and Rear) - Standard Duty 84"				
Standard-Duty Replaceable Edge		LAF3871-0000	83	\$268.00
Replaceable Edge (Front and Rear) - Heavy Duty 88"				
Heavy-Duty Replaceable Edge		07-10163	110	\$247.00

NOTE: Shipping weights vary depending on loader mounting and packaging.

Brush Cutters



Ground Shark™ Standard Duty



Specifications											
Model	Height	Length	Min. Cutting Height	Deck Height	Cutting Width	Width (overall)	Cutting Capacity	Deck Thickness	Required Hydraulic GPM	Required Lift Capacity (lbs)	Weight (approx)
GSS60	26"	76"	2.5"	9"	60"	64"	4"	.25" STEEL	15-25	1200	1120 lbs
GSS72	26"	88"	2.5"	9"	72"	76"	4"	.25" STEEL	15-25	1400	1280 lbs
GSS78	26"	94"	2.5"	9"	78"	82"	4"	.25" STEEL	15-25	1500	1365 lbs
GSS72	26"	88"	2.5"	9"	72"	76"	4"	.25" STEEL	26-32	1400	1280 lbs
GSS78	26"	94"	2.5"	9"	78"	82"	4"	.25" STEEL	26-32	1500	1365 lbs
GSS72	27.5"	88"	2.5"	9"	72"	76"	4"	.25" STEEL	33-40	1500	1320 lbs
GSS78	27.5"	94"	2.5"	9"	78"	82"	4"	.25" STEEL	33-40	1600	1405 lbs

STANDARD DUTY BRUSH CUTTER ATTACHES TO SKID STEER UNIVERSAL HITCH		ORDER CODE	SHIP WEIGHT (LBS)	LIST PRICE
60" Standard Flow (15-25GPM) with 1/2" couplers		30360A-0022	1120	\$6,199.00
72" Standard (15-25 GPM) with 1/2" couplers		30372A-0022	1280	\$6,400.00
72" High Flow (26-32 GPM) with 1/2" couplers		30372B-0022	1280	\$7,250.00
72" High Flow (26-32 GPM) with 5/8" couplers		30372B-9903	1280	\$7,250.00
72" High Flow (26-32 GPM) with 3/4" couplers		30372B-9925	1280	\$7,250.00
72" High Flow (33-40 GPM) with 1/2" couplers, 3/8" female case drain		30372C-0022	1320	\$7,250.00
72" High Flow (33-40 GPM) with 5/8" couplers, 3/8" female case drain		30372C-3631	1320	\$7,250.00
72" High Flow (33-40 GPM) with 3/4" couplers, 3/8" female case drain		30372C-3897	1320	\$7,250.00
72" High Flow (33-40 GPM) with 5/8" couplers, 3/8" male case drain		30372C-9903	1320	\$7,250.00
72" High Flow (33-40 GPM) with 3/4" couplers, 3/8" male case drain		30372C-9925	1320	\$7,250.00
78" Standard (15-25 GPM) with 1/2" couplers		30378A-0022	1365	\$6,850.00
78" High Flow (26-32 GPM) with 1/2" couplers		30378B-0022	1365	\$7,859.00
78" High Flow (26-32 GPM) with 5/8" couplers		30378B-9903	1365	\$7,859.00
78" High Flow (26-32 GPM) with 3/4" couplers		30378B-9925	1365	\$7,859.00
78" High Flow (33-40 GPM) with 1/2" couplers, 3/8" female case drain		30378C-0022	1405	\$7,859.00
78" High Flow (33-40 GPM) with 5/8" couplers, 3/8" female case drain		30378C-3631	1405	\$7,859.00
78" High Flow (33-40 GPM) with 3/4" couplers, 3/8" female case drain		30378C-3897	1405	\$7,859.00
78" High Flow (33-40 GPM) with 5/8" couplers, 3/8" male case drain		30378C-9903	1405	\$7,859.00
78" High Flow (33-40 GPM) with 3/4" couplers, 3/8" male case drain		30378C-9925	1405	\$7,859.00

STANDARD DUTY ACCESSORIES CONTINUED NEXT PAGE

Continued Next Page

Prices subject to change without notice.
If you wish to be a Dealer contact (800) 456-7100.
All prices are in US dollars

(800) 456-7100 • (734) 996-9014 fax
www.paladinattachments.com



Brush Cutters

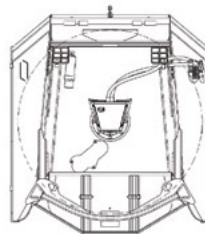
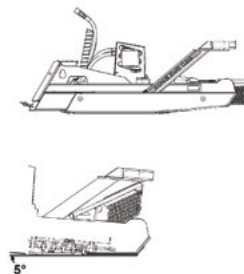


Ground Shark™ Standard Duty CONT.

OPTIONS	ORDER CODE	SHIP WEIGHT (LBS)	LIST PRICE
Gauge Sight Indicator (Option - Models A & B)	117824	8	\$273.00
Gauge Sight Indicator (Option - Model C)	117830	8	\$273.00
Dual Wheel Kit	118333	80	\$801.00

REPLACEMENT PARTS	ORDER CODE	SHIP WEIGHT (LBS)	LIST PRICE
Replacement Blade Kit - 60"	118330	40	\$287.00
Replacement Blade Kit - 72"	118331	45	\$307.00
Replacement Blade Kit - 78"	118332	50	\$357.00
Wear Shoe Kit (Pair)	117810	9	\$73.00

Ground Shark™ Extreme Duty



Specifications											
Model	Height	Length	Min. Cutting Height	Min. Stump Grinding Height	Cutting Width	Width (overall)	Cutting Capacity	Deck Thickness	Required Hydraulic GPM	Required Lift Capacity (lbs)	Weight (approx)
BC72GS	28.13"	85.59"	3.25"	9"	72"	77.38"	7"	.25" steel	30-45	2200	2008 lbs.

EXTREME DUTY BRUSH CUTTER 7" CUTTING CAPACITY	ORDER CODE	SHIP WEIGHT (LBS)	LIST PRICE
72" High Flow (30-45 GPM) HD Cutter with .50" couplers	30272-0022	2150	\$12,895.00
72" High Flow (30-45 GPM) HD Cutter with .625" couplers	30272-9903	2150	\$12,895.00
72" High Flow (30-45 GPM) HD Cutter with .75" couplers	30272-9925	2150	\$12,895.00

OPTIONS	ORDER CODE	SHIP WEIGHT (LBS)	LIST PRICE
Carbide Tooth Kit (18 bolt-on teeth)	117193	10	\$399.00

REPLACEMENT PARTS	ORDER CODE	SHIP WEIGHT (LBS)	LIST PRICE
Replacement Blade Kit (4 double-bevel blades and hardware)	117194	103	\$1,155.00
Replacement Wear Plate Kit	117192	30	\$199.00

Buckets



Prices subject to change without notice.
If you wish to be a Dealer contact (800) 456-7100.
All prices are in US dollars

(800) 456-7100 • (734) 996-9014 fax
www.paladinattachments.com





LOW-PROFILE BUCKETS / STANDARD FLOOR

	ORDER CODE	SHIP WEIGHT (LBS)	LIST PRICE
60" bucket (12.7 ft³) 7 holes/9" spacing	15120	412	\$1,066.00
60" bucket with 6 teeth	33861	455	\$1,342.00
63" bucket 9 holes/7" spacing	33807	426	\$1,300.00
66" bucket (14.1 ft³) 7 holes/10" spacing	15114	440	\$1,179.00
66" bucket with 7 teeth	33865	490	\$1,432.00
72" bucket (15.4 ft³) 7 holes/11" spacing	15116	473	\$1,217.00
72" bucket with 8 teeth	33867	530	\$1,495.00
78" bucket (16.7 ft³) 9 holes/9" spacing	16270	543	\$1,570.00
78" bucket with 8 teeth	16265	600	\$1,686.00
82" bucket (17.6 ft³) 9 holes/9.75" spacing	15118	566	\$1,633.00
82" bucket with 9 teeth	33869	630	\$1,792.00
84" bucket (18.1 ft³) 9 holes/9.75" spacing	16180	576	\$1,650.00
84" bucket with 9 teeth	16190	640	\$1,877.00

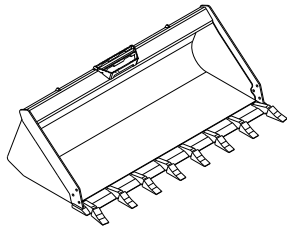


LOW-PROFILE BUCKETS / LONG FLOOR

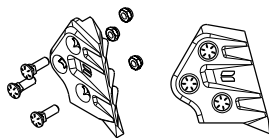
	ORDER CODE	SHIP WEIGHT (LBS)	LIST PRICE
60" bucket (15.8 ft³) 7 holes/9" spacing	15111	467	\$1,241.00
60" bucket with 6 teeth	33862	510	\$1,448.00
63" bucket 9 holes/7" spacing	33808	426	\$1,307.00
66" bucket (17.5 ft³) 7 holes/10" spacing	15115	500	\$1,273.00
66" bucket with 7 teeth	33866	550	\$1,499.00
72" bucket (19.2 ft³) 7 holes/11" spacing	15117	533	\$1,342.00
72" bucket with 8 teeth	33868	590	\$1,559.00
78" bucket (20.9 ft³) 9 holes/9" spacing	16271	608	\$1,638.00
78" bucket with 8 teeth	16266	665	\$1,815.00
82" bucket (22.0 ft³) 9 holes/9.75" spacing	15119	631	\$1,750.00
82" bucket with 9 teeth	33870	695	\$1,919.00
84" bucket (22.7 ft³) 9 holes/9.75" spacing	16181	641	\$1,782.00
84" bucket with 9 teeth	16191	705	\$1,953.00



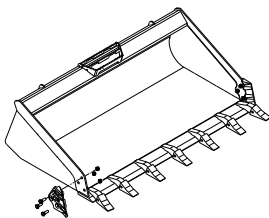
Continued Next Page



75" high capacity bucket with teeth



bolt-on side cutter assembly (pair)



Optional Bolt-On Side Cutters

HIGH-CAPACITY HEAVY-DUTY BUCKETS

	ORDER CODE	SHIP WEIGHT (LBS)	LIST PRICE
75" high capacity dirt bucket (21.0 ft³) 8 holes/10.01" spacing	107023	633	\$1,485.00
75" high capacity dirt bucket with 8 teeth	107024	690	\$1,671.00
80" high capacity dirt bucket (24.7 ft³) 7 holes/12" spacing	107029	746	\$1,832.00
80" high capacity dirt bucket with 9 teeth	107030	810	\$2,091.00
84" high-capacity dirt bucket (26.8 ft³) 9 holes/9.75" spacing	18452	749	\$1,978.00
84" high capacity dirt bucket with 9 teeth	18453	813	\$2,355.00

HIGH-CAPACITY LIGHT MATERIAL BUCKETS

	ORDER CODE	SHIP WEIGHT (LBS)	LIST PRICE
84" high capacity light material/snow bucket (1.625 yd³) 9 holes/9.75" spacing	102191	740	\$2,185.00
96" high capacity light material/snow bucket (2 yd³) 9 holes/10.83" spacing	102333	880	\$2,417.00

BUCKET ACCESSORIES FOR BRADCO LOW-PROFILE, HIGH CAPACITY BUCKETS

Extreme-Duty Bucket Options	ORDER CODE	SHIP WEIGHT (LBS)	LIST PRICE
Bolt-on side cutter assembly (pair) (shown)	107786	18	\$72.00
Assembly charge to attach bucket edge at factory (net cost per each unit assembled)			contact factory

Bolt-On Edge Assembly	ORDER CODE	SHIP WEIGHT (LBS)	LIST PRICE
60" (7 holes, 9" spacing)	15025	124	\$354.00
63" (9 holes, 7" spacing)	33816	106	\$354.00
66" (7 holes, 10" spacing)	15027	110	\$359.00
72" (7 holes, 11" spacing)	15028	120	\$365.00
72" (12 holes, 6" spacing)	33818	121	\$365.00
75" (8 holes, 10" spacing)	18880	125	\$366.00
78" (9 holes, 9" spacing)	16204	130	\$399.00
80" (7 holes, 12" spacing)	89578	132	\$396.00
82" (9 holes, 9.75" spacing)	15029	136	\$479.00
82" (10 holes, 8" spacing)	33819	136	\$411.00
84" (9 holes, 9.75" spacing)	16183	240	\$473.00
96" (9 holes, 10.83" spacing)	11002	160	\$482.00

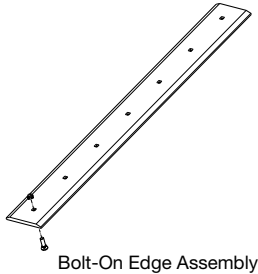
BUCKET ACCESSORIES CONTINUED NEXT PAGE

Continued Next Page

Prices subject to change without notice.
If you wish to be a Dealer contact (800) 456-7100.
All prices are in US dollars

(800) 456-7100 • (734) 996-9014 fax
www.paladinattachments.com

BUCKET ACCESSORIES FOR BRADCO LOW-PROFILE, HIGH CAPACITY BUCKETS CONT.



Tooth Bar Assembly	ORDER CODE	SHIP WEIGHT (LBS)	LIST PRICE
60" side cutter mounting tooth bar assembly (standard)	112890	83	\$550.00
60" over the edge side cutter mounting tooth bar (over bolt-on edge)	112900	105	\$495.00
63" side cutter mounting tooth bar assembly (standard)	112892	92	\$602.00
63" over the edge side cutter mounting tooth bar (over bolt-on edge)	112902	117	\$549.00
66" side cutter mounting tooth bar assembly (standard)	112894	93	\$626.00
66" over the edge side cutter mounting tooth bar (over bolt-on edge)	112904	119	\$549.00
72" side cutter mounting tooth bar assembly (standard)	110738	100	\$680.00
72" over the edge side cutter mounting tooth bar (over bolt-on edge)	110744	130	\$612.00
75" side cutter mounting tooth bar assembly (standard)	112771	106	\$674.00
75" over the edge side cutter mounting tooth bar (over bolt-on edge)	112773	132	\$789.00
78" side cutter mounting tooth bar assembly (standard)	110740	109	\$697.00
78" over the edge side cutter mounting tooth bar (over bolt-on edge)	110746	132	\$960.00
80" side cutter mounting tooth bar assembly (standard)	112896	114	\$697.00
80" over the edge side cutter mounting tooth bar (over bolt-on edge)	112906	137	\$855.00
82" side cutter mounting tooth bar assembly (standard)	112898	129	\$817.00
82" over the edge side cutter mounting tooth bar (over bolt-on edge)	112908	146	\$960.00
84" side cutter mounting tooth bar assembly (standard)	110742	129	\$810.00
84" over the edge side cutter mounting tooth bar (over bolt-on edge)	110748	147	\$951.00

Continued Next Page

Buckets



Heavy-Duty Material

To order choose one item from each group.
Price includes Bucket & Universal SSL Mounting.

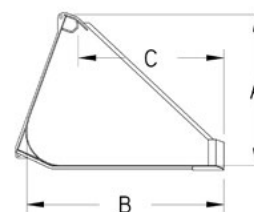
Carrier Specifications: Lift Capacity: <5,000 lbs. Operating Weight <8,000 lbs.

Important: FFC skid steer buckets have a 70° angle on the back. This may increase or decrease the effective rollback and dump angles of your skid steer. Specify skid steer make and model when ordering.

Note: Shipping weights vary depending on loader mounting and packaging.



Specifications							
Model	Weight (approx)	Width OD	Height A	Depth B	Leading Edge C	Capacity	Capacity Heaped
LAF0464	626 lbs	63"	29"	38"	28"	0.78 yd ³	1.00 yd ³
LAF0473	693 lbs	74"	29"	38"	28"	0.87 yd ³	1.13 yd ³
LAF0481	760 lbs	82"	29"	38"	28"	0.97 yd ³	1.26 yd ³



GROUP 1 - BUCKET CHECK LOADER CAPACITY BEFORE ORDERING				ORDER CODE	SHIP WEIGHT (LBS)	LIST PRICE
63" OD Heavy-Duty Material Bucket					LAF0464	\$1,728.00
74" OD Heavy-Duty Material Bucket					LAF0473	\$1,659.00
82" OD Heavy-Duty Material Bucket					LAF0481	\$1,821.00

Price of loader mounting must be added to the attachment price

GROUP 2 - MOUNTING ADDITIONAL COST MAY APPLY				ORDER CODE	SHIP WEIGHT (LBS)	LIST PRICE
Contact Customer Service at (800) 456-7100						

OPTIONS				ORDER CODE	SHIP WEIGHT (LBS)	LIST PRICE
REVERSIBLE CUTTING EDGE KIT INCLUDES BOE, GRADE 8 PLOW BOLTS, LOCK WASHERS & NUTS Drilled for FFC Bolt-On Edge (Holes spaced 6" apart, center to center)						
For Bucket LAF0464* 7 holes, 10" spacing				15027	120	\$359.00
For Bucket LAF0473* 7 holes, 11" spacing				102236	123	\$469.00
For Bucket LAF0481* 9 holes, 9.75" spacing				15029	136	\$479.00

For Optional Bolt-On Edge Drill Patterns (i.e. Case Hole Patterns) - Call (800) 456-7100

* Buckets built after Serial #233488 and/or PLCG hose spacing contact (800) 456-7100 for replacement edge kit.

TOOTHBAR - EXCLUSIVE TO FFC BUCKETS				ORDER CODE	SHIP WEIGHT (LBS)	LIST PRICE
Standard-Duty Toothbar for Buckets without Bolt-On Edge						
For Bucket LAF0473 with 8 teeth				10537	75	\$552.00
For Bucket LAF0481 with 8 teeth				10557	80	\$552.00

OPTIONS CONTINUED NEXT PAGE

Continued Next Page

Prices subject to change without notice.
If you wish to be a Dealer contact (800) 456-7100.
All prices are in US dollars

(800) 456-7100 • (734) 996-9014 fax
www.paladinattachments.com



PALADIN
POWERFUL ATTACHMENT TOOLS

Buckets

Heavy-Duty Material cont.

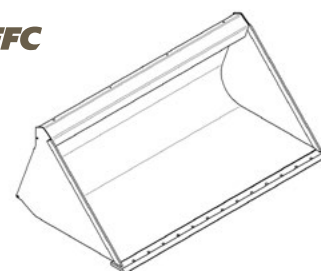
OPTIONS	ORDER CODE	SHIP WEIGHT (LBS)	LIST PRICE
TOOTHBAR - EXCLUSIVE TO FFC BUCKETS			
Standard-Duty Toothbar for Buckets with Bolt-On Edge			
For Bucket LAF0473 with 8 teeth	10538	93	\$671.00
For Bucket LAF0481 with 8 teeth	10558	97	\$671.00
Heavy-Duty Toothbar for Buckets without Bolt-On Edge			
For Bucket LAF0473 with 8 teeth	10539	126	\$607.00
For Bucket LAF0481 with 9 teeth	10559	141	\$631.00
Heavy-Duty Toothbar for Buckets with Bolt-On Edge			
For Bucket LAF0473 with 8 teeth	10540	154	\$812.00
For Bucket LAF0481 with 10 teeth	10560	185	\$834.00

FOR CUSTOM TOOTHBARS OR TOOTHBARS WITHOUT FFC BOLT-ON EDGE - CALL (800) 456-7100
SEE TOOTHBAR SECTION FOR CUSTOM TOOTHBAR OPTIONS

Continued Next Page

Buckets

Large-Frame Skid-Steer



To order choose one item from each group.

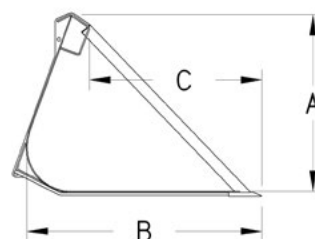
Price includes Bucket & Universal SSL Mounting.

Carrier Specifications: Lift Capacity: <9,000 lbs. Operating Weight <11,000 lbs.

Important: FFC skid steer buckets have a 70° angle on the back. This may increase or decrease the effective rollback and dump angles of your skid steer. Specify skid steer make and model when ordering.

Note: Shipping weights vary depending on loader mounting and packaging.

Specifications								
Model	Use	Weight (approx)	Width OD	Height A	Depth B	Leading Edge C	Capacity Struck	Capacity Heaped
LAF0485	Utility	850 lbs	82.5"	31.9"	42.6"	31.3"	1.19 yd ³	1.50 yd ³
LAF0496	Utility	970 lbs	94.2"	31.9"	42.6"	31.3"	1.37 yd ³	1.73 yd ³



GROUP 1 - BUCKET		ORDER CODE	SHIP WEIGHT (LBS)	LIST PRICE
82.5" OD Large-Frame Skid-Steer Bucket		LAF0485	850	\$2,139.00
94.2" OD Large-Frame Skid-Steer Bucket		LAF0496	970	\$2,214.00

OPTIONAL- REVERSIBLE CUTTING EDGE KIT INCLUDES BOE, GRADE 8 PLOW BOLTS, LOCK WASHERS & NUTS		ORDER CODE	SHIP WEIGHT (LBS)	LIST PRICE
For Bucket LAF0485 (9 holes, 9.75" spacing)*		15029	136	\$479.00
For Bucket LAF0496 (9 holes, 10.82" spacing)*		113984	157	\$520.00

* Buckets built after Serial #233488 and/or PLCG hole spacing contact (800) 456-7100 for replacement edge kit.

OPTIONAL- TOOTHBARS EXCLUSIVE TO FFC BUCKETS		ORDER CODE	SHIP WEIGHT (LBS)	LIST PRICE
Heavy-Duty Toothbar for Buckets without Bolt-On Edge				
For Bucket LAF0485 with 10 teeth		10561	150	\$701.00
For Bucket LAF0496 with 10 teeth		10589	158	\$701.00

Heavy-Duty Toothbar for Buckets with Bolt-On Edge				
For Bucket LAF0485 with 10 teeth		10562	185	\$834.00
For Bucket LAF0496 with 10 teeth		10590	193	\$834.00

Extra Heavy-Duty Toothbar for Buckets without Bolt-On Edge				
For Bucket LAF0485 with 10 teeth		10563	152	\$1,082.00
For Bucket LAF0496 with 10 teeth		10591	160	\$1,082.00

Extra Heavy-Duty Toothbar for Buckets with Bolt-On Edge				
For Bucket LAF0485 with 10 teeth		10564	183	\$1,161.00
For Bucket LAF0496 with 10 teeth		10592	191	\$1,161.00

Continued Next Page

Prices subject to change without notice.
If you wish to be a Dealer contact (800) 456-7100.
All prices are in US dollars

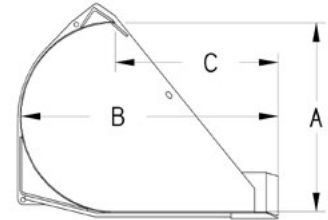
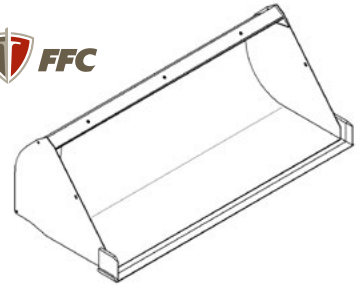

(800) 456-7100 • (734) 996-9014 fax
www.paladinattachments.com



PALADIN
POWERFUL ATTACHMENT TOOLS

Buckets

Utility, Heavy Duty



To order choose one item from each group.
Price includes Bucket & Universal SSL Mounting.

Carrier Specifications: Lift Capacity: <10,000 lbs. Operating Weight <32,000 lbs.

Specifications							
Model	Weight (approx)	Width OD	Height A	Depth B	Leading Edge C	Capacity Struck	Capacity Heaped
LAF2560	502 lbs	62"	24"	33"	20.75"	0.61 yd ³	0.74 yd ³
LAF2572	569 lbs	74"	24"	33"	20.75"	0.73 yd ³	0.90 yd ³
LAF2584	661 lbs	86"	24"	33"	20.75"	0.85 yd ³	1.06 yd ³
LAF2596	744 lbs	98"	24"	33"	20.75"	0.97 yd ³	1.21 yd ³

GROUP 1 - BUCKET CHECK LOADER CAPACITY BEFORE ORDERING				ORDER CODE	SHIP WEIGHT (LBS)	LIST PRICE
Price of loader mounting must be added to the attachment price						
62" OD HD Round Utility Bucket				LAF2560	502	\$1,520.00
74" OD HD Round Utility Bucket				LAF2572	569	\$1,697.00
86" OD HD Round Utility Bucket				LAF2584	661	\$1,878.00
98" OD HD Round Utility Bucket				LAF2596	744	\$2,039.00

GROUP 2 - MOUNTING ADDITIONAL COST MAY APPLY				ORDER CODE	SHIP WEIGHT (LBS)	LIST PRICE
Contact Customer Service at (800) 456-7100						

OPTIONS				ORDER CODE	SHIP WEIGHT (LBS)	LIST PRICE
REVERSIBLE CUTTING EDGE KIT - INCLUDES BOE, GRADE 8 PLOW BOLTS, LOCK WASHERS & NUTS						
For Bucket LAF2560 (7 holes, 9" spacing)*				114011	103	\$499.00
For Bucket LAF2572 (7 holes, 11" spacing)*				102236	123	\$469.00
For Bucket LAF2584 (9 holes, 10" spacing)*				113978	143	\$679.00
For Bucket LAF2596 (9 holes, 10.82" spacing)*				114197	163	\$609.00

For Optional Bolt-On Edge Drill Patterns (i.e. Case Hole Patterns) - Call (800) 456-7100

* Buckets built after Serial #233488 and/or PLCG hose spacing contact (800) 456-7100 for replacement edge kit.

BOLT-ON SPILL GUARD PREVENTS SPILLAGE WHEN CARRYING LARGE CAPACITY LOADS				ORDER CODE	SHIP WEIGHT (LBS)	LIST PRICE
8" Spill Guard for LAF2560				LAF2562	40	\$205.00
8" Spill Guard for LAF2572				LAF2574	40	\$226.00
8" Spill Guard for LAF2584				LAF2586	40	\$240.00
8" Spill Guard for LAF2596				LAF2598	40	\$267.00
UTILITY, HEAVY DUTY BUCKET OPTIONS CONTINUED NEXT PAGE						

Continued Next Page



(800) 456-7100 • (734) 996-9014 fax
www.paladinattachments.com

Prices subject to change without notice.
If you wish to be a Dealer contact (800) 456-7100.
All prices are in US dollars

Buckets

Utility, Heavy Duty CONT.



OPTIONS CONT.			
TOOTHBAR - EXCLUSIVE TO FFC BUCKETS	ORDER CODE	SHIP WEIGHT (LBS)	LIST PRICE
Standard-Duty Toothbar for Buckets without Bolt-On Edge			
For Bucket LAF2560 with 7 teeth	10513	65	\$464.00
For Bucket LAF2572 with 8 teeth	10537	75	\$552.00
For Bucket LAF2584 with 10 teeth	10573	90	\$714.00
For Bucket LAF2596 with 10 teeth	10601	96	\$714.00
Standard-Duty Toothbar for Buckets with Bolt-On Edge			
For Bucket LAF2560 with 6 teeth	10514	74	\$615.00
For Bucket LAF2572 with 8 teeth	10538	93	\$671.00
For Bucket LAF2584 with 10 teeth	10574	112	\$790.00
For Bucket LAF2596 with 11 teeth	10602	125	\$845.00
Heavy-Duty Toothbar for Buckets without Bolt-On Edge			
For Bucket LAF2560 with 7 teeth	10515	109	\$570.00
For Bucket LAF2572 with 8 teeth	10539	126	\$607.00
For Bucket LAF2584 with 10 teeth	10575	152	\$746.00
For Bucket LAF2596 with 10 teeth	10603	161	\$746.00
Heavy-Duty Toothbar for Buckets with Bolt-On Edge			
For Bucket LAF2560 with 7 teeth	10516	133	\$732.00
For Bucket LAF2572 with 8 teeth	10540	154	\$812.00
For Bucket LAF2584 with 9 teeth	10576	175	\$851.00
For Bucket LAF2596 with 10 teeth	10604	196	\$886.00

Continued Next Page

Prices subject to change without notice.
If you wish to be a Dealer contact (800) 456-7100.
All prices are in US dollars

(800) 456-7100 • (734) 996-9014 fax
www.paladinattachments.com



PALADIN
POWERFUL ATTACHMENT TOOLS

Buckets



Rock Bucket



To order choose one item from each group.
Price includes Bucket & Mounting.

Carrier Specifications:

Lift Capacity: <10,000 lbs. Operating Weight <32,000 lbs.

GROUP 1 - BUCKET		ORDER CODE	SHIP WEIGHT (LBS)	LIST PRICE
Universal Skid-Steer Mount				
66" bucket, 2" tine spacing		16294	680	\$1,961.00
66" bucket, 3" tine spacing		89627	555	\$1,777.00
75" bucket, 2" tine spacing		16297	742	\$2,036.00
75" bucket, 3" tine spacing		89646	625	\$1,930.00
84" bucket, 3" tine spacing		16503	692	\$2,041.00
Euro / Global Mounts				
75" rock bucket with euro / global mount, 2" tine spacing		111771	635	\$2,112.00
75" rock bucket with euro / global mount, 3" tine spacing		111772	516	\$1,830.00
84" rock bucket with euro / global mount, 3" tine spacing		111773	1480	\$5,914.00
93" rock bucket with euro / global mount, 3" tine spacing		111774	1658	\$6,336.00
No Mount				
66" bucket, 2" tine spacing no mount		16354	675	\$1,617.00
66" bucket, 3" tine spacing no mount		89666	550	\$1,474.00
75" bucket, 2" tine spacing no mount		16356	736	\$1,723.00
75" bucket, 3" tine spacing no mount		89675	619	\$1,565.00
84" bucket, 3" tine spacing no mount		16501	651	\$1,660.00
Bolt-On Mounts				
bolt-on universal skid steer mount		88730	99	\$521.00
bolt-on universal loader mount 1.00" diameter pin		88732	99	\$268.00
bolt -on universal loader mount 1.25" diameter pin		102503	99	\$306.00
OPTIONS		ORDER CODE	SHIP WEIGHT (LBS)	LIST PRICE
Grapple Assembly				
grapple assembly for skid steer mounts		104950	490	\$2,445.00
Hydraulic Kit for Grapple				
75" hoses with flat face couplers		105845	13	\$258.00
87" hoses with flat face couplers		105712	15	\$264.00

Continued Next Page



(800) 456-7100 • (734) 996-9014 fax
www.paladinattachments.com

Prices subject to change without notice.
If you wish to be a Dealer contact (800) 456-7100.
All prices are in US dollars

Buckets



Side Discharge

Carrier Specifications:

Lift Capacity: <9,500 lbs. Operating Weight <11,000 lbs.



Specifications:		*Material Performance Rating							
Side Discharge Bucket Model	Struck Capacity (cu. yds)	Sand	Aggregate	Topsoil	Sawdust	Mulch	Silage	GPM Range	Max Pressure
60" Sand	.55	Best	Good	Good	Poor	Poor	Fair	15-25	2000 psi
72" Sand	.68	Best	Good	Good	Poor	Poor	Fair	15-25	2000 psi
72" Sawdust	1.34	Fair	Fair	Fair	Best	Best	Good	15-25	2000 psi
84" Sawdust	1.58	Fair	Fair	Fair	Best	Best	Good	15-25	2000 psi

*Ratings consider the material to be in a typical working condition with respect to moisture content. In most cases as moisture content increases performance will be adversely affected.

SIDE DISCHARGE BUCKET ASSEMBLY		ORDER CODE	SHIP WEIGHT (LBS)	LIST PRICE
60" sand bucket		10714-60	868	\$5,607.00
72" sand bucket		10714-72	970	\$7,362.00
72" saw dust bucket		10715-72	1225	\$7,908.00
84" saw dust bucket		10715-84	1394	\$9,772.00

BOLT ON EDGES FOR SIDE DISCHARGE BUCKETS		ORDER CODE	SHIP WEIGHT (LBS)	LIST PRICE
Replacement				
0.5" x 4.0" edge for 60" bucket (11.25" bolt spacing)		28-10370-5	65	\$146.00
0.5" x 4.0" edge for 72" bucket (11.25" bolt spacing)		28-10370-6	77	\$161.00
0.5" x 4.0" edge for 84" bucket (11.25" bolt spacing)		28-10370-7	90	\$187.00

Heavy Duty Option				
0.63" x 6.0" edge for 60" bucket (11.25" bolt spacing)		28-10722-5	65	\$146.00
0.63" x 6.0" edge for 72" bucket (11.25" bolt spacing)		28-10722-6	77	\$161.00
0.63" x 6.0" edge for 84" bucket (11.25" bolt spacing)		28-10722-7	90	\$187.00

Continued Next Page

Prices subject to change without notice.
If you wish to be a Dealer contact (800) 456-7100.
All prices are in US dollars

(800) 456-7100 • (734) 996-9014 fax
www.paladinattachments.com



PALADIN
POWERFUL ATTACHMENT TOOLS

Buckets



4-in-1 Construction

To order choose one item from each group.

Price includes Bucket, Mount, and Hoses and Couplers for skid steers only.

Carrier Specifications: Lift Capacity: <9,000 lbs. Operating Weight <11,000 lbs.

Note: Shipping weights vary depending on loader mounting and packaging.

IMPORTANT: Prime Movers with tracks and with an operating weight of 7,000 lbs. or more MUST have port reliefs installed on the prime mover's main control valve to protect both sides of the auxiliary circuit.

Specifications								
Model #	Weight (Approx)	Degree Back	Width OD	Height	Depth	Clamshell Opening	Capacity Struck	Capacity Heaped
LAF0976	1390 lbs	75°	73"	21.5"	32"	29.4"	0.51 yd ³	0.66 yd ³
LAF0977	1475 lbs	75°	78"	21.5"	32"	29.4"	0.52 yd ³	0.71 yd ³
LAF0985	1540 lbs	75°	82"	21.5"	32"	29.4"	0.55 yd ³	0.75 yd ³
LAF0988	1343 lbs	75°	84"	21.5"	32"	29.4"	0.63 yd ³	0.90 yd ³
LAF0990	1400 lbs	75°	87"	21.5"	32"	29.4"	0.59 yd ³	0.80 yd ³
LAF0992	1434 lbs	75°	90"	21.5"	32"	29.4"	0.67 yd ³	0.97 yd ³

GROUP 1 - BUCKET				ORDER CODE	SHIP WEIGHT (LBS)	LIST PRICE
CHECK LOADER CAPACITY BEFORE ORDERING						
(75 degree back)						
73" OD Construction 4-in-1				LAF0976	1390	\$5,557.00
78" OD Construction 4-in-1				LAF0977	1475	\$5,628.00
82" OD Construction 4-in-1				LAF0985	1540	\$5,872.00
87" OD Construction 4-in-1				LAF0990	1620	\$6,318.00
(Designed for Track Machines)						
84" OD Construction 4-in-1 (70° back)				LAF0988	1343	\$5,979.00
90" OD Construction 4-in-1 (70° back)				LAF0992	1434	\$6,433.00

Price of loader mounting must be added to the attachment price

GROUP 2 - MOUNTING				ORDER CODE	SHIP WEIGHT (LBS)	LIST PRICE
ADDITIONAL COST MAY APPLY						
Contact Customer Service at (800) 456-7100						

OPTIONAL - TOOTHBAR				ORDER CODE	SHIP WEIGHT (LBS)	LIST PRICE
EXCLUSIVE TO FFC BUCKETS						
Extra Heavy-Duty Toothbar for Buckets with Bolt-On Edge						
For Bucket LAF0976 with 8 teeth				LAF9173-FF41		\$995.00
For Bucket LAF0977 with 9 teeth				LAF9179-FF41		\$1,275.00
For Bucket LAF0985 with 9 teeth				LAF9183-FF41		\$1,149.00
For Bucket LAF0988				10640		\$1,295.00
For Bucket LAF0992				10641		\$1,419.00

Continued Next Page



(800) 456-7100 • (734) 996-9014 fax
www.paladinattachments.com

Prices subject to change without notice.
If you wish to be a Dealer contact (800) 456-7100.
All prices are in US dollars

Buckets



4-in-1 Multi-Purpose

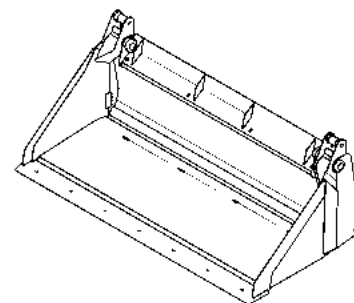
To order choose one item from each group.

Price includes Bucket & Universal SSL Mounting

Carrier Specifications: Lift Capacity: <10,000 lbs. Operating Weight <20,000 lbs.

Note: Shipping weights vary depending on loader mounting and packaging.

IMPORTANT: Prime Movers with tracks and with an operating weight of 7,000 lbs. or more MUST have port reliefs installed on the prime mover's main control valve to protect both sides of the auxiliary circuit.



GROUP 1 - BUCKETS 4-IN-1 CONSTRUCTION & UTILITY		ORDER CODE	SHIP WEIGHT (LBS)	LIST PRICE
Utility Buckets 4-in-1 Bucket With & Without Teeth Universal Mount				
60" utility bucket no hoses		111470	585	\$3,104.00
66" utility bucket no hoses		108018	620	\$3,320.00
66" utility bucket with teeth, no hoses		108019	675	\$3,440.00
72" utility bucket no hoses		108020	655	\$3,573.00
72" utility bucket with teeth, no hoses		108021	713	\$3,808.00
Construction Buckets 4-in-1 Bucket With & Without Teeth Universal Mount				
72" construction bucket no hoses		108022	900	\$4,037.00
72" construction bucket with teeth, no hoses		108023	958	\$4,119.00
78" construction bucket no hoses		108024	935	\$4,160.00
78" construction bucket with teeth, no hoses		108025	993	\$4,431.00
84" construction bucket no hoses		108026	975	\$4,308.00
84" construction bucket with teeth, no hoses		108027	1040	\$4,566.00
Construction Euro Mount 4-in-1 Buckets				
72" construction bucket no hoses		111190	940	\$4,101.00
78" construction bucket no hoses		111777	975	\$4,629.00
84" construction bucket no hoses		111778	1015	\$5,023.00
GROUP 2 - HYDRAULIC KITS (SOLD SEPARATELY)		ORDER CODE	SHIP WEIGHT (LBS)	LIST PRICE
66" long hose kit with flat face couplers		103577	10	\$213.00
94" long hose kit with flat face couplers		103603	10	\$246.00
OPTIONS		ORDER CODE	SHIP WEIGHT (LBS)	LIST PRICE
UTILITY BUCKET OPTIONS				
Spill Guard Assembly				
60" spill guard for utility bucket		111676	26	\$140.00
66" spill guard for utility bucket		108875	28	\$149.00
72" spill guard for utility bucket		107530	30	\$146.00
4-IN-1 MULTI-PURPOSE BUCKET OPTIONS CONTINUED NEXT PAGE				

Continued Next Page

Prices subject to change without notice.
If you wish to be a Dealer contact (800) 456-7100.
All prices are in US dollars

(800) 456-7100 • (734) 996-9014 fax
www.paladinattachments.com



Buckets



4-in-1 Multi-Purpose cont.

OPTIONS CONT.		ORDER CODE	SHIP WEIGHT (LBS)	LIST PRICE
UTILITY BUCKET OPTIONS CONT.				
Bolt-on Edge Assembly				
60" bolt-on edge assembly for utility bucket		15025	124	\$354.00
66" bolt-on edge assembly for utility bucket		15027	110	\$359.00
72" bolt-on edge assembly for utility bucket		15028	150	\$365.00
Tooth Bar Assembly				
66" tooth bar (standard)		33822	90	\$620.00
66" tooth bar (over bolt-on edge)		16987	116	\$664.00
72" tooth bar (standard)		33823	100	\$701.00
72" tooth bar (over bolt-on edge)		16988	130	\$679.00
CONSTRUCTION BUCKET OPTIONS		ORDER CODE	SHIP WEIGHT (LBS)	LIST PRICE
Spill Guard Assembly				
72" spill guard for construction bucket		107530	30	\$146.00
78" spill guard for construction bucket		108880	33	\$173.00
84" spill guard for construction bucket		108883	35	\$184.00
Bolt-on Edge Assembly				
72" bolt-on edge assembly		15028	150	\$365.00
78" bolt-on edge assembly		16204	130	\$399.00
84" bolt-on edge assembly		16183	240	\$473.00
Tooth Bar Assembly side cutter hole mounting (construction only)				
72" side cutter mounting tooth bar assembly (standard)		110738	100	\$680.00
72" over the edge side cutter mounting tooth bar (over bolt-on edge)		110744	130	\$612.00
78" side cutter mounting tooth bar assembly (standard)		110740	109	\$697.00
78" over the edge side cutter mounting tooth bar (over bolt-on edge)		110746	132	\$960.00
84" side cutter mounting tooth bar assembly (standard)		110742	129	\$810.00
84" over the edge side cutter mounting tooth bar(over bolt-on edge)		110748	147	\$951.00
side cutter assembly (construction ONLY)		107786	18	\$72.00

Continued Next Page



(800) 456-7100 • (734) 996-9014 fax
www.paladinattachments.com

Prices subject to change without notice.
If you wish to be a Dealer contact (800) 456-7100.
All prices are in US dollars

Buckets



4-in-1 Heavy-Duty Construction



To order choose one item from each group.

Carrier Specifications: Lift Capacity: <10,000 lbs. Operating Weight <20,000 lbs.

Note: Shipping weights vary depending on loader mounting and packaging.

IMPORTANT: Double .25" plate steel clamshell reinforced with .75" x 6" cutting edge front, .50" x 6" back and .50" wearbars; Wear-resistant Pacal steel tapered cutting edge: .75" x 6"; Wear-resistant Pacal steel tapered dozer edge; End plates: .375" with mounting brackets.

Specifications							
Model #	Weight (Approx)	Width OD	Height	Depth	Clamshell Opening	Capacity Struck	Capacity Heaped
LAF3182	1220 lbs	82"	34.5"	24.8"	41"	0.81 yd ³	0.99 yd ³
LAF3190	1295 lbs	90"	34.5"	24.8"	41"	0.89 yd ³	1.10 yd ³
LAF3196	1470 lbs	96"	34.5"	24.8"	41"	0.95 yd ³	1.18 yd ³

GROUP 1 - BUCKET CHECK LOADER CAPACITY BEFORE ORDERING		ORDER CODE	SHIP WEIGHT (LBS)	LIST PRICE
82" OD Construction 4-in-1 Heavy-Duty		LAF3182	1220	\$6,689.00
90" OD Construction 4-in-1 Heavy-Duty		LAF3190	1295	\$7,127.00
96" OD Construction 4-in-1 Heavy-Duty		LAF3196	1470	\$7,568.00

GROUP 2 - MOUNTING ADDITIONAL COST MAY APPLY		ORDER CODE	SHIP WEIGHT (LBS)	LIST PRICE
Contact Customer Service at (800) 456-7100				

OPTIONAL - REVERSIBLE CUTTING EDGE KIT INCLUDES BOE, GRADE 8 PLOW BOLTS, LOCK WASHERS & NUTS FOR FRONT EDGE ONLY		ORDER CODE	SHIP WEIGHT (LBS)	LIST PRICE
For Bucket LAF3182 (9 holes, 9.75" spacing)*		15029	136	\$479.00
For Bucket LAF3190 (10 holes, 9" spacing)*		113991	150	\$561.00
For Bucket LAF3196 (9 holes, 10.82" spacing)*		11002	160	\$482.00

For Optional Bolt-On Edge Drill Patterns (i.e. Case Hole Patterns) - Call (800) 456-7100

* Buckets built after Serial #233488 contact Factory for replacement edge kit.

4-IN-1 HEAVY-DUTY CONSTRUCTION BUCKET OPTIONS CONTINUED NEXT PAGE

Continued Next Page

Prices subject to change without notice.
If you wish to be a Dealer contact (800) 456-7100.
All prices are in US dollars

(800) 456-7100 • (734) 996-9014 fax
www.paladinattachments.com



PALADIN
POWERFUL ATTACHMENT TOOLS

Buckets

4-in-1 Heavy-Duty Construction cont.

OPTIONAL - TOOTHBAR EXCLUSIVE TO FFC BUCKETS		ORDER CODE	SHIP WEIGHT (LBS)	LIST PRICE
Heavy-Duty Toothbar for Buckets without Bolt-On Edge				
For Bucket LAF3182 with 9 teeth		10555	140	\$670.00
For Bucket LAF3190 with 10 teeth		10581	155	\$746.00
For Bucket LAF3196 with 10 teeth		10597	159	\$747.00
Heavy-Duty Toothbar for Buckets with Bolt-On Edge				
For Bucket LAF3182 with 10 teeth		10556	184	\$886.00
For Bucket LAF3190 with 10 teeth		10582	190	\$886.00
For Bucket LAF3196 with 10 teeth		10598	195	\$886.00
Extra Heavy-Duty Toothbar for Buckets without Bolt-On Edge				
For Bucket LAF3182 with 9 teeth		10611	142	\$1,035.00
For Bucket LAF3190 with 10 teeth		10583	157	\$1,176.00
For Bucket LAF3196 with 10 teeth		10599	162	\$1,176.00
Extra Heavy-Duty Toothbar for Buckets with Bolt-On Edge				
For Bucket LAF3182 with 10 teeth		10612	182	\$1,233.00
For Bucket LAF3190 with 10 teeth		10584	188	\$1,233.00
For Bucket LAF3196 with 10 teeth		10600	192	\$1,233.00

Bucket Accessories & Add-Ons

Finish welding of mountings may be required after mounting is welded to the attachments
Additional gussets may be required when welding to certain attachments

WELD-ON BUCKET EDGE & END PIECES		ORDER CODE	SHIP WEIGHT (LBS)	LIST PRICE
.375" x 3" Single Bevel Weld-On Edge		RSB0383	0.3	\$1.16
.50" x 4" Single Bevel Weld-On Edge		RSB0504	0.6	\$1.26
.75" x 6" Single Bevel Weld-On Edge		RSB0756	14	\$2.21
1.0" x 8" Single Bevel Weld-On Edge		RSB1008	2	\$5.95
.50" x 4" End Piece for Bucket - Left Hand		LAF9756	3	\$17.00
.50" x 4" End Piece for Bucket - Right Hand		LAF9757	3	\$17.00
.75" x 4" End Piece for Bucket - Left Hand		LAF9937	6	\$24.00
.75" x 4" End Piece for Bucket - Right Hand		LAF9938	6	\$24.00
REVERSIBLE CUTTING EDGE *DRILLED FOR FFC BOLT-ON EDGE (HOLES SPACED 6" APART, CENTER TO CENTER)		ORDER CODE	SHIP WEIGHT (LBS)	LIST PRICE
.75" x 8" reversible edge with 13/16" holes spaced 6" apart		RDB0758	19	\$4.31/inch
.754" x 2.5" Grade 8 plow bolts with lock washers and nut		LAF9737	NA	\$3.97 each

Cold Planer



To order choose one item from each group.
All hoses and couplers included

Carrier Specifications:

Lift Capacity: <10,000 lbs. Operating Weight <20,000 lbs.

Contact factory for information on direct connect to skid steer.



GROUP 1 - COLD PLANER ASSEMBLY		ORDER CODE	SHIP WEIGHT (LBS)	LIST PRICE
Standard Flow 12 - 22 GPM				
SP300 12" hydraulic side-shift/mechanical tilt/depth		101197	1450	\$10,194.00
SP300 12" hydraulic side-shift/tilt/depth		101196	1500	\$12,644.00

High Flow (with hydraulic control) (requires hydraulic motor from group 2)				
HP400 16" hydraulic side-shift/tilt/depth (18" frame)		100793	2175	\$16,788.00
HP450 18" hydraulic side-shift/tilt/depth		100265	2200	\$17,446.00
HP600 24" hydraulic side-shift/tilt/depth		100266	2400	\$20,401.00
HP750 30" hydraulic side-shift/tilt/depth		100267	2600	\$21,279.00
HP1000 40" hydraulic side-shift / tilt / depth		103030	3100	\$26,664.00

GROUP 2- HYDRAULIC MOTOR		ORDER CODE	SHIP WEIGHT (LBS)	LIST PRICE
22 to 28 GPM hydraulic motor		17776	25	\$1,380.00
31 to 35 GPM hydraulic motor		17777	21	\$1,435.00
36 to 44 GPM hydraulic motor		17778	25	\$1,500.00

GROUP 3 - CONTROLS (OEM IN-CAB CONTROLS)		ORDER CODE	SHIP WEIGHT (LBS)	LIST PRICE
Bobcat, Ditch Which, Gehl, Mustang, JCB, Takeuchi, Volvo		114874	1	\$325.00
John Deere		114969	1	\$325.00
CNH		116745	1	\$326.00
Bradco Control Handle Assembly		115403	15	\$1,323.00

OPTIONS		ORDER CODE	SHIP WEIGHT (LBS)	LIST PRICE
12" standard drum assembly-standard general purpose pick		19706	155	\$2,272.00
16" high flow drum assembly-standard general purpose pick		18534	335	\$3,635.00
18" high flow drum assembly-standard general purpose pick		18535	350	\$3,760.00
24" high flow drum assembly-standard general purpose pick		18524	400	\$4,754.00
30" high flow drum assembly-standard general purpose pick		19712	660	\$6,991.00
40" high flow drum assembly-standard general purpose pick		101080	720	\$8,853.00

COLD PLANER OPTIONS CONTINUED NEXT PAGE

Continued Next Page

Prices subject to change without notice.
If you wish to be a Dealer contact (800) 456-7100.
All prices are in US dollars

(800) 456-7100 • (734) 996-9014 fax
www.paladinattachments.com



Cold Planer cont.



OPTIONS CONT.	ORDER CODE	SHIP WEIGHT (LBS)	LIST PRICE
Electric Control Box	15757	5	\$216.00
Replacement electric control handle	100434	15	\$732.00
2.5" standard flow slot cutter	100641	90	\$1,395.00
2.5" high flow slot cutter	100642	120	\$1,808.00
4" high flow slot cutter	100643	135	\$1,839.00
6" high flow slot cutter	100644	150	\$2,185.00

REPLACEMENT PARTS	ORDER CODE	SHIP WEIGHT (LBS)	LIST PRICE
Water Tank Options			
30 gal. Universal Mount Tank, 12V pump with out electrical control box	105720	60	\$1,268.00
30 gal. Universal Mount Tank, 12V pump with electrical control box	104444	65	\$1,600.00
50 concrete picks	102059	30	\$978.00
50 general purpose	102058	30	\$577.00

Cold Planer - Series II



To order choose one item from each group.
Price includes Cold Planer & Universal SSL Mounting
Hoses & Couplers included for skid steers only.

Carrier Specifications:

Lift Capacity: <10,000 lbs. Operating Weight <20,000 lbs.

Important: All replacement hydraulic hoses and fittings must have a minimum rated working pressure of 4000 psi.

Note: Shipping weights vary depending on loader mounting and packaging.



Specifications

Model #	Flow	Weight (Approx)	Cutting Width	Cutting Depth	Tilt	Sideshift	Pick Qty.	PSI Range	GPM Range
LAF5412	Standard	1135 lbs	12"	0-5.00"	±15°	24"	36	2200-3400	13-25
LAF5413	Standard	1225 lbs	16"	0-5.00"	±15°	24"	44	2200-3400	16-25
LAF5416	High	1510 lbs	16"	0-6.00"	±15°	24"	48	2200-5000	24-45
LAF5418	High	1560 lbs	18"	0-6.00"	±15°	24"	52	2200-5000	26-45
LAF5420	High	1610 lbs	20"	0-6.00"	±15°	24"	56	2200-5000	26-45
LAF5424	High	1690 lbs	24"	0-6.00"	±15°	24"	64	2200-5000	28-45
LAF5430	High	1855 lbs	30"	0-6.00"	±12.5°	24"	76	2200-5000	28-45
LAF5436	High	2015 lbs	36"	0-6.00"	±10°	24"	88	2200-5000	31-45

COLD PLANER - SERIES II CONTINUED NEXT PAGE

Continued Next Page



(800) 456-7100 • (734) 996-9014 fax
www.paladinattachments.com

Prices subject to change without notice.
If you wish to be a Dealer contact (800) 456-7100.
All prices are in US dollars

Cold Planer - Series II cont.



GROUP 1- COLD PLANER		ORDER CODE	SHIP WEIGHT (LBS)	LIST PRICE
CHECK LOADER CAPACITY BEFORE ORDERING				
Standard-Flow Cold Planer				
12" Standard-Flow Cold Planer		LAF5412	1235	\$10,812.00
16" Standard-Flow Cold Planer		LAF5413	1325	\$11,488.00

High-Flow Cold Planer (To be used on High-Flow SSL Loaders. Call FFC for availability)				
16" High-Flow Cold Planer		LAF5416	1610	\$17,673.00
18" High-Flow Cold Planer		LAF5418	1660	\$18,193.00
20" High-Flow Cold Planer		LAF5420	1710	\$18,998.00
24" High-Flow Cold Planer		LAF5424	1780	\$20,564.00
30" High-Flow Cold Planer		LAF5430	1955	\$24,239.00
36" High-Flow Cold Planer		LAF5436	2115	\$28,169.00

GROUP 2 - MOUNTING		ORDER CODE	SHIP WEIGHT (LBS)	LIST PRICE
ADDITIONAL COST MAY APPLY				
Contact Customer Service at (800) 456-7100				

OPTIONAL ACCESSORIES		ORDER CODE	SHIP WEIGHT (LBS)	LIST PRICE
Water Kit for Cold Planers		LAF5400	75	\$1,012.00
2.5" Slot Cutter for High-Flow model Cold Planers		LAF5404	50	\$1,413.00
4.5" Slot Cutter for High-Flow model Cold Planers		LAF5405	85	\$1,573.00
Replacement Wheel Kit for Cold Planers		LAF5450	11	\$291.00
Standard Asphalt Pick		LAF9390	1	\$13.70
Heavy-Duty Cement Pick		07-10005	1	\$16.50
5-line to 3-line Conversion Kit		28-10441	25	\$2,151.00
3-line to 5-line Conversion Kit		28-10492	25	\$2,542.00

Prices subject to change without notice.
If you wish to be a Dealer contact (800) 456-7100.
All prices are in US dollars

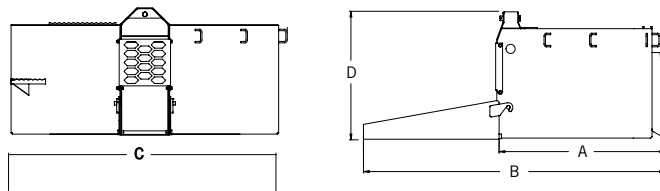
(800) 456-7100 • (734) 996-9014 fax
www.paladinattachments.com



Concrete Chuter



Specifications					
Model	Weight (approx)	Length w/o Chute A	Length w/ Chute A	Width C	Height OD
11050	450 lbs	36"	65"	58"	28"
11075	520 lbs	39"	68"	58"	31"



CONCRETE CHUTER		ORDER CODE	SHIP WEIGHT (LBS)	LIST PRICE
.5 yard Concrete Chuter		11050-0022	488	\$2,447.00
.75 yard Concrete Chuter		11075-0022	550	\$2,704.00

Concrete Claw



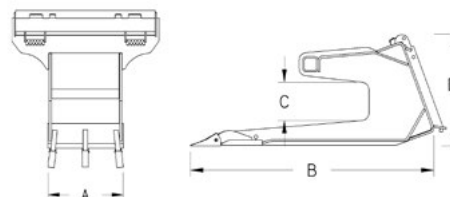
To order choose one item from each group.
Price includes Concrete Claw & Universal SSL Mounting

Carrier Specifications:
Lift Capacity: <10,000 lbs. Operating Weight <32,000 lbs.

Note: Shipping weights vary depending on loader mounting and packing.



Specifications					
Model	Weight (approx)	Working Width A	Working Depth B	Rear Opening Height C	Height D
10024	442 lbs	24"	48"	7.5"	21"



GROUP 1 - CONCRETE CLAW CHECK LOADER CAPACITY BEFORE ORDERING		ORDER CODE	SHIP WEIGHT (LBS)	LIST PRICE
Concrete Claw		10024	575	\$2,305.00

GROUP 2 - MOUNTING ADDITIONAL COST MAY APPLY		ORDER CODE	SHIP WEIGHT (LBS)	LIST PRICE
Contact Customer Service at (800) 456-7100				

OPTIONAL- REPLACEABLE PARTS		ORDER CODE	SHIP WEIGHT (LBS)	LIST PRICE
Replaceable points for 1-1/2" shank (cast)		88893	3	\$13.00
Rubberized flex pin		88894	1	\$5.00

Dozer Blades



Adjustable tilt and angle for cut grading.

Hoses and Universal Flat Face Couplers included.

Attaches to Skid Steer Universal Hitch.



DOZER BLADE	ORDER CODE	SHIP WEIGHT (LBS)	LIST PRICE
84" dozer blade	88861	1300	\$6,040.00
96" dozer blade	89681	1400	\$6,317.00
electrical control box <i>required if skid steer is NOT equipped with attachment electrical controls</i>	15756	10	\$333.00

ADAPTER HARNESS FOR IN-CAB CONTROL (REQUIRES ONE OF THE BELOW)	ORDER CODE	SHIP WEIGHT (LBS)	LIST PRICE
14 pin Bobcat	110627	5	\$286.00
14 pin Case, New Holland, Volvo, Ditch Witch, Gehl, Mustang, Komatsu	25887	5	\$286.00
14 pin John Deere	25904	5	\$286.00
14 pin Takeuchi	113330	5	\$303.00
8 pin ASV, CAT, Komatsu	25886	5	\$286.00
3 pin John Deere	25885	5	\$286.00

Flail Mowers



To order choose one item from each group.

Ships without hoses and couplers due to variations between machines with regards to hydraulic coupler placement



Specifications									
Model	Excavator Size (metric ton)	Cutting Width	Housing Width	Operating Weight w/ mount	Hydraulic Flow	Pressure	Rotational Speed	Number of Blade Stands	Cutting Capacity
FME30 Standard	3.0-6.0	28.5"	32"	830 lbs	8-28 gpm	4000 psi	1800-2200 rpm	8	4"
FME30 Thumb Ready	3.0-6.0	28.5"	32"	830 lbs	8-28 gpm	4000 psi	1800-2200 rpm	8	4"
FME40 Thumb Ready	6.0-10.0	38.5"	42"	1,175 lbs	17-40 gpm	5000 psi	1800-2200 rpm	10	4"

Continued Next Page

Prices subject to change without notice.
If you wish to be a Dealer contact (800) 456-7100.
All prices are in US dollars

(800) 456-7100 • (734) 996-9014 fax
www.paladinattachments.com



Flail Mowers cont.



GROUP 1 - EXCAVATOR FLAIL MOWER ASSEMBLY (HOSES AND COUPLERS NOT INCLUDED)		ORDER CODE* WITH SUFFIX CODE BELOW FOR MOUNT	SHIP WEIGHT (LBS)	LIST PRICE
Standard - No Thumb Capacity				
30" Excavator Flail Mower Standard w/ GPM Range 8-9		23130A	880	\$9,200.00
30" Excavator Flail Mower Standard w/ GPM Range 10-11		23130B	880	\$9,200.00
30" Excavator Flail Mower Standard w/ GPM Range 12-14		23130C	880	\$9,350.00
30" Excavator Flail Mower Standard w/ GPM Range 14-16		23130D	880	\$9,350.00
30" Excavator Flail Mower Standard w/ GPM Range 17-22		23130E	880	\$9,350.00
30" Excavator Flail Mower Standard w/ GPM Range 22-28		23130F	880	\$9,350.00

Thumb Ready				
30" Excavator Flail Mower TR w/ GPM Range 8-9		23131A	905	\$9,300.00
30" Excavator Flail Mower TR w/ GPM Range 10-11		23131B	905	\$9,300.00
30" Excavator Flail Mower TR w/ GPM Range 12-14		23131C	905	\$9,450.00
30" Excavator Flail Mower TR w/ GPM Range 14-16		23131D	905	\$9,450.00
30" Excavator Flail Mower TR w/ GPM Range 17-22		23131E	905	\$9,450.00
30" Excavator Flail Mower TR w/ GPM Range 22-28		23131F	905	\$9,450.00

40" Excavator Flail Mower TR w/ GPM Range 17-22		23140E	1225	\$10,700.00
40" Excavator Flail Mower TR w/ GPM Range 22-28		23140F	1225	\$10,700.00
40" Excavator Flail Mower TR w/ GPM Range 27-33		23140G	1225	\$10,850.00
40" Excavator Flail Mower TR w/ GPM Range 32-40		23140H	1225	\$10,850.00

GROUP 2 - EXCAVATOR MOUNTS (ONE REQUIRED - CONTACT FACTORY FOR MOUNTS NOT LISTED)		SUFFIX CODE	SHIP WEIGHT (LBS)	LIST PRICE
Bobcat 331		-E0331	120	\$765.00
Case 75 MSR / CX80		-E1600	120	\$813.00
Case CX31 / CX36B		-E3354	120	\$758.00
Case CX50B / 55B		-E2051	120	\$723.00
CAT 305 CCR		-E0304	120	\$622.00
CAT 307/308		-E0070	120	\$1,000.00
Deere 310SJ		-R0010	120	\$908.00
Deere 35D		-E5035	120	\$753.00
Deere 35D (w/coupler)		-E1335	120	\$765.00
Deere 50D		-E5050	120	\$765.00
Deere 50D / 60D (w/coupler)		-E0152	120	\$597.00
Deere 75D / 80D / 85D		-E0081	120	\$797.00
JCB 3CX Pin On		-R0214	120	\$1,000.00
Komatsu PC78 / PC88		-E0060	120	\$765.00
Kubota KH040 / KX151 / KH161 / KX161 / U45		-E0151	120	\$747.00
Kubota KX080 (w/ coupler)		-E3080	120	\$627.00
Kubota KX161 (w/ coupler)		-E1151	120	\$593.00
Kubota KX71-3		-E9061	120	\$765.00
Kubota KX90 / KH91 / KX91 / KH121 / KX121 / U35		-E0091	120	\$783.00
Kubota U55 / KX057		-E5057	120	\$747.00
Takeuchi TB035 / TB135 / TB235 / TB228		-E0135	120	\$765.00
Takeuchi TB070 / 80FR / TB175 / TB180FR / TB285		-E0071	120	\$765.00
Takeuchi TB53 / TB053 / TB145 / TB153FR / TB250		-E0045	120	\$731.00

FLAIL MOWER EXCAVATOR MOUNTS CONTINUED NEXT PAGE

Continued Next Page



(800) 456-7100 • (734) 996-9014 fax
www.paladinattachments.com

Prices subject to change without notice.
If you wish to be a Dealer contact (800) 456-7100.
All prices are in US dollars

Flail Mowers cont.



GROUP 2 - EXCAVATOR MOUNTS CONT. (ONE REQUIRED - CONTACT FACTORY FOR MOUNTS NOT LISTED)		SUFFIX CODE	SHIP WEIGHT (LBS)	LIST PRICE
Volvo EC58	-E1056		120	\$775.00
Volvo EC88	-E0088		120	\$756.00
Wacker Neuson/Mustang 3503	-E0223		120	\$798.00
Wacker Neuson/Mustang 5003	-E0503		120	\$908.00
Yanmar B50 (w/ 027 coupler)	-E0852		120	\$678.00
Yanmar V1045-5 Pin Grabber	-E0050		120	\$775.00

OPTIONS		ORDER CODE	SHIP WEIGHT (LBS)	LIST PRICE
Saddles for 30" and 40" Thumb Ready Flail Mowers				
Thumb Saddle (Factory Install)	28-10747		90	\$600.00
Thumb Saddle (Field Install)	28-10833		90	\$550.00

REPLACEMENT PARTS		ORDER CODE	SHIP WEIGHT (LBS)	LIST PRICE
Blade set for 30" flail mower (includes 16 curved and 8 straight blades)	28-10821		50	\$509.00
Blade set for 40" flail mower (includes 20 curved and 10 straight blades)	28-10822		60	\$637.00
Bolt and nut kit for flail mower (includes 2 bolts and 2 slotted nuts)	28-10823		5	\$101.00
Roll pin kit for flail mower (includes 2 roll pins)	28-10824		1	\$7.81
Deflector kit for 30" flail mower (includes 1 deflector and hardware)	28-10827		10	\$53.00
Deflector kit for 40" flail mower (includes 1 deflector and hardware)	28-10828		10	\$38.00
Skid shoe kit (includes 1 skid shoe and hardware)	28-10826		15	\$223.00
Bearing kit (includes 1 bearing and hardware)	28-10825		15	\$275.00
Torsion disc kit (includes 1 torsion disc and hardware)	28-10829		15	\$1,438.00

Forks



Choose order code to match your skid steer



STANDARD PALLET FORK FRAME - CLASS II ITA		ORDER CODE	SHIP WEIGHT (LBS)	LIST PRICE
Universal Skid-Steer Loader				
Standard pallet fork frame (left hand step)	16870		230	\$614.00
Bradco Signature Series (2.5") Drop Height Pallet Frame (left hand step)	108977		230	\$615.00
Bradco Signature Series, Right hand step	114300		225	\$615.00
Signature Series, Right hand step	114301		225	\$615.00
60" universal hitch (does not include tines)	18265		265	\$928.00
John Deere 4475 / 5575	83720		213	\$1,072.00

PALLET FORK FRAMES CONTINUED NEXT PAGE

Continued Next Page

Prices subject to change without notice.
If you wish to be a Dealer contact (800) 456-7100.
All prices are in US dollars

(800) 456-7100 • (734) 996-9014 fax
www.paladinattachments.com





STANDARD PALLET FORK FRAME - CLASS II ITA CONT.		ORDER CODE	SHIP WEIGHT (LBS)	LIST PRICE
Universal Skid-Steer Loader cont.				
Mustang 342/442/552/930/940/960		66965	213	\$1,009.00
New Holland L465 / LS140 / LS150		83720	213	\$1,072.00
Trak 1300C / 1500C / 1700C / 1800C / 2300D		83720	213	\$1,072.00

Tractor Loader				
John Deere 400/500 tractor loader		15540	188	\$725.00
John Deere 600/700 tractor loader		18010	249	\$854.00
Euro / Global mount 48" wide		109065	237	\$805.00
Euro / Global mount 60" wide		115890	195	\$845.00

Compact Tractor Pallet Fork Frames - See Compact Tractor on page 219				
---	--	--	--	--

PALLET FORK TINES		ORDER CODE	SHIP WEIGHT (LBS)	LIST PRICE
Standard Pallet Fork Tines (pair)				
36" tines (4,000 lb.)		67603	145	\$533.00
42" tines (4,000 lb.)		66302	168	\$553.00
48" tines (4,000 lb.)		67604	186	\$608.00

Heavy-Duty Pallet Fork Tines (pair)				
42" tines (6,000 lb.)		85962	225	\$767.00
48" tines (6,000 lb.)		85994	250	\$958.00
60" tines (6,200 lb.)		12678	300	\$1,278.00
72" tines (6,200 lb.)		12509	380	\$1,613.00

Value Fork Tines (pair)				
42" tines (3,750 lb.)		102028	218	\$473.00
48" tines (3,750 lb.)		102030	250	\$535.00
42" tines (5,500 lb.)		102032	260	\$499.00
48" tines (5,500 lb.)		102034	270	\$585.00

Block Tines				
1.5 x 2 x 48" set of 6 ITA class II		11995	349	\$2,533.00
2" x 2" x 48" set of 4		32984	3 53	\$1,683.00

OPTIONS		ORDER CODE	SHIP WEIGHT (LBS)	LIST PRICE
Bale Spike Assembly (must order pallet fork frame)				
2-spear, ITA mount		17253	56	\$498.00
3-spear, ITA mount		17240	81	\$558.00

Tow Hitch Assembly				
optional tow hitch		100899	37	\$222.00

Assembly Charge (assemble tines to pallet fork frame at factory)				
net cost per each unit assembled		contact factory		

Fork, Pallet Rail Style



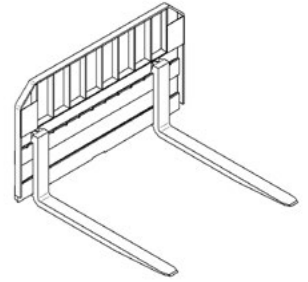
To order choose one item from each group. Price includes Pallet Fork.

Carrier Specifications: See Chart

Important: Check capacity and limits of loader before ordering.

Note: Shipping weights vary depending on loader mounting and packaging.

For Class II, see BRADCO Pallet Forks on Page 95.



Specifications						Carrier Specifications	
Model # Class III Fork Carriages	Weight (approx)	Maximum Lift Cap.	Width OD	Fits	Tine Length	Lift Capacity	Operating Weight
10022	460 lbs	10,000 lbs	48"	Wheel & Backhoe Loaders	NA	<10,000 lbs	<32,000 lbs
10047	600 lbs	10,000 lbs	60"	Wheel & Backhoe Loaders	NA	<10,000 lbs	<32,000 lbs
10021	750 lbs	10,000 lbs	72"	Wheel & Backhoe Loaders	NA	<10,000 lbs	<32,000 lbs

Specifications - Kits for Class III Forks*			
Model #	Weight (Approx.)	Depth OD	Fork Size
10043	256 lbs	45.625"	2x5x42"
10044	320 lbs	51.625"	2x5x48"
10045	399 lbs	63.625"	2x5x60"

*Includes set of 2 forks, only required if purchasing Class III Forks

GROUP 1 - PALLET FORKS		ORDER CODE	SHIP WEIGHT (LBS)	LIST PRICE
CHECK LOADER CAPACITY BEFORE ORDERING				
Class III Rail Style Pallet Forks for Wheel Loaders & Backhoe Loaders - Does NOT Include Tines				
48" OD Class III Railstyle Pallet Forks w/out forks		10022	460	\$3,010.00
60" OD Class III Railstyle Pallet Forks w/out forks		10047	600	\$3,199.00
72" OD Class III Railstyle Pallet Forks w/out forks		10021	1010	\$3,444.00

GROUP 2 - MOUNTING		ORDER CODE	SHIP WEIGHT (LBS)	LIST PRICE
ADDITIONAL COST MAY APPLY				
Contact Customer Service at (800) 456-7100				

GROUP 3 - KIT FOR CLASS III FORKS		ORDER CODE	SHIP WEIGHT (LBS)	LIST PRICE
INCLUDES SET OF 2 FORKS (ONLY REQUIRED IF PURCHASING CLASS III FORKS)				
2x5x42" Class III Fork Kit		FFC10043	256	\$999.00
2x5x48" Class III Fork Kit		FFC10044	320	\$1,060.00
2x5x60" Class III Fork Kit		FFC10045	399	\$1,226.00

Prices subject to change without notice.
If you wish to be a Dealer contact (800) 456-7100.
All prices are in US dollars

(800) 456-7100 • (734) 996-9014 fax
www.paladinattachments.com



Fork, Manure



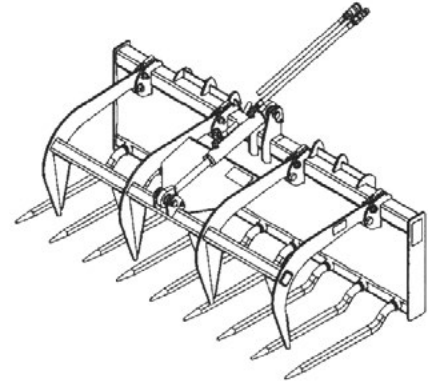
To order choose one item from each group.
Price includes Manure Fork & Specified Mounting.

Carrier Specifications: See Chart

Note: Shipping weights vary depending on loader mounting and packaging.

Important: All replacement hydraulic hoses and fittings must have a minimum rated working pressure of 4000 psi.

Shown with Optional Grapple



Specifications				
Model	Tine Qty	Use on	Lift Capacity	Operating Weight
10718-60-0022	8	Skid-Steers	<5,000 lbs	<8,000 lbs
10718-66-0022	8	Skid-Steers	<5,000 lbs	<8,000 lbs
10718-72-0022	9	Skid-Steers	<5,000 lbs	<8,000 lbs
10718-84-0022	10	Large Skid-Steers	<9,000 lbs	<11,000 lbs
10718-96-0022	12	Large Skid-Steers	<9,000 lbs	<11,000 lbs
10718-84-0789	10	AG Loaders	<10,000 lbs	<32,000 lbs
10718-96-0789	12	AG Loaders	<10,000 lbs	<32,000 lbs

GROUP 1 - PALLET FORKS		ORDER CODE	SHIP WEIGHT (LBS)	LIST PRICE
CHECK LOADER CAPACITY BEFORE ORDERING				
Manure Forks for Skid-Steers**				
60" OD Manure Forks	10718-60-0022	500	\$1,628.00	
66" OD Manure Forks	10718-66-0022	510	\$1,745.00	
72" OD Manure Forks	10718-72-0022	525	\$1,793.00	

Manure Forks for Large Skid-Steers**				
84" OD Manure Forks		10718-84-0022	675	\$2,393.00
96" OD Manure Forks		10718-96-0022	725	\$2,500.00
Manure Fork Euro-Global		10718-84-0789	675	\$2,885.00
Manure Fork Euro-Global		10718-96-0789	725	\$2,992.00

** See additional specifications for accurate attachment-to-loader configuration

OPTIONS - BOLT-ON GRAPPLE & REPLACEMENT TINES		ORDER CODE	SHIP WEIGHT (LBS)	LIST PRICE
Bolt-On Grapple (Sold Separately)				
Bolt-On Grapple standard hose with couplers		10728-0022	130	\$1,789.00
Bolt-On Grapple long hose with couplers		10728-0789	130	\$1,789.00

Replacement Tines				
Replacement Tine with nut		07-10157	20	\$80.00

Grabbing Tool - JAWZ™



JAWZ™ - Standard

GROUP 1 - JAWZ™ GRABBING TOOL	ORDER CODE	SHIP WEIGHT (LBS)	LIST PRICE
Standard JAWZ™ (for Skid Steer Loaders)	30440-0022	516	\$3,368.00

GROUP 2 - MOUNTING ADDITIONAL COST MAY APPLY	ORDER CODE	SHIP WEIGHT (LBS)	LIST PRICE
Contact Customer Service at (800) 456-7100			

REPLACEMENT PARTS	ORDER CODE	SHIP WEIGHT (LBS)	LIST PRICE
Main Pivot Pin Kit- Mini and Standard JAWZ	118883	24	\$120.00
Hydraulic Cylinder Pin Kit - Mini and Standard JAWZ	118885	5	\$100.00
Hydraulic Cylinder Seal Kit - Mini and Standard JAWZ	45617	1	\$34.00

Grapples



Construction Grapples



To order choose one item from each group.
Price includes Bucket & Universal SSL Mounting

Specifications							
Model	Weight (approx)	Width	Depth	Grapple Opening	Grapple Closed	Tines	Tine Thickness
11372-0022	925 lbs	73"	39"	40"	16.5"	14	0.5"
11378-0022	999 lbs	79"	39"	40"	16.5"	14	0.5"
11384-0022	1054 lbs	85"	39"	40"	16.5"	16	0.5"
11390-0022	1105 lbs	91"	39"	40"	16.5"	16	0.5"

CONSTRUCTION BRUSH GRAPPLE	ORDER CODE	SHIP WEIGHT (LBS)	LIST PRICE
72" construction brush grapple	11372-0022	925	\$4,453.00
78" construction brush grapple	11378-0022	999	\$4,694.00
84" construction brush grapple	11384-0022	1054	\$4,936.00
90" construction brush grapple	11390-0022	1105	\$5,056.00

CONSTRUCTION SCRAP GRAPPLE	ORDER CODE	SHIP WEIGHT (LBS)	LIST PRICE
76" construction scrap grapple	11876-0022	1081	\$4,640.00
82" construction scrap grapple	11882-0022	1133	\$4,936.00
88" construction scrap grapple	11888-0022	1180	\$5,243.00

OPTIONAL REVERSIBLE CUTTING EDGE KIT	ORDER CODE	SHIP WEIGHT (LBS)	LIST PRICE
76" bolt-on edge for construction grapple	11800		\$437.00
82" bolt-on edge for construction grapple	15029		\$479.00
88" bolt-on edge for construction grapple	11801		\$550.00
Option: Side plate extension – Use LAF5250 (Customer to drill holes)			\$190.00

Grapples

Utility Grapple Bucket

To order choose one item from each group.
Price includes Bucket & Universal SSL Mounting



Specifications							
Model	Weight (approx)	Width	Depth	Grapple Opening	Grapple Closed	Tines	Tine Thickness
12260-0022	723 lbs	60.75"	36"	33"	17.375"	11	0.375"
12266-0022	740 lbs	66.75"	36"	33"	17.375"	12	0.375"
12272-0022	775 lbs	72.75"	36"	33"	17.375"	14	0.5"

GROUP 1 - GRAPPLE ASSEMBLIES				ORDER CODE	SHIP WEIGHT (LBS)	LIST PRICE
Utility Brush Grapple Assembly (hose/coupler kit is not included)						
60" utility brush grapple				12260-0022	723	\$3,778.00
66" utility brush grapple				12266-0022	700	\$3,935.00
72" utility brush grapple				12272-0022	755	\$4,096.00

Utility Scrap Grapple Assembly (hose/coupler kit is not included)						
60" utility scrap grapple				12860-0022	725	\$3,850.00
66" utility scrap grapple				12866-0022	788	\$4,008.00
72" utility scrap grapple				12872-0022	835	\$4,158.00

GROUP 2 - HOSE/COUPLER KIT				ORDER CODE	SHIP WEIGHT (LBS)	LIST PRICE
Required for Utility Brush Grapples						
60" Hose Kit				MTG1113-0022	14	\$226.00
80" Hose Kit				MTG1113-0903	18	\$277.00
88" Hose Kit				MTG1113-9783	21	\$292.00

OPTIONAL REVERSIBLE CUTTING EDGE KIT				ORDER CODE	SHIP WEIGHT (LBS)	LIST PRICE
60" bolt-on edge for utility grapple				15025		\$354.00
66" bolt-on edge for utility grapple				15027		\$359.00
72" bolt-on edge for utility grapple				15028		\$365.00

Grapples



Model 120 Scrap Grapple Bucket

To order choose one item from each group.
Price includes Bucket & Universal SSL Mounting

Carrier Specifications:

Lift Capacity: <9,000 lbs. Operating Weight <11,000 lbs.

Important: All wheel loaders must have an OEM-supplied flow limiter/reducer type valve installed on the tilt circuit. All replacement hydraulic hoses and fittings must have a minimum rated working pressure of 4000 psi.



Specifications					
Model #	Weight	Width ID	Open A	Closed B	Depth C
LAF5073	1,266 lbs	74"	45.4"	19.1"	37.8"
LAF5078	1,301 lbs	79"	45.4"	19.1"	37.8"
LAF5082	1,329 lbs	83"	45.4"	19.1"	37.8"
LAF5087	1,364 lbs	88"	45.4"	19.1"	37.8"
LAF5273	1,303 lbs	74"	45.4"	19.1"	37.8"
LAF5278	1,514 lbs	79"	45.4"	19.1"	37.8"
LAF5282	1,542 lbs	83"	45.4"	19.1"	37.8"
LAF5287	1,577 lbs	88"	45.4"	19.1"	37.8"

GROUP 1 - BUCKET			
CHECK LOADER CAPACITY BEFORE ORDERING			
	ORDER CODE	SHIP WEIGHT (LBS)	LIST PRICE
Standard Featured Scrap Grapple (includes cushioned cylinders)			
74" ID Scrap Grapple Bucket	LAF5073	1266	\$5,000.00
79" ID Scrap Grapple Bucket	LAF5078	1301	\$5,133.00
83" ID Scrap Grapple Bucket	LAF5082	1329	\$5,271.00
88" ID Scrap Grapple Bucket	LAF5087	1364	\$5,405.00

Full Featured Scrap Grapple **			
74" ID Scrap Grapple Bucket	LAF5273	1303	\$5,790.00
79" ID Scrap Grapple Bucket	LAF5278	1514	\$5,926.00
83" ID Scrap Grapple Bucket	LAF5282	1542	\$6,063.00
88" ID Scrap Grapple Bucket	LAF5287	1577	\$6,203.00

**Full Featured includes Hardened Pin, Cushioned Cylinder Kit & Cylinder/Hose Guard

GROUP 2 - MOUNTING			
	ORDER CODE	SHIP WEIGHT (LBS)	LIST PRICE
Contact Customer Service at (800) 456-7100			

OPTIONS - REVERSIBLE CUTTING EDGE KIT			
	ORDER CODE	SHIP WEIGHT (LBS)	LIST PRICE
includes BOE, grade 8 plow bolts, lock washers & nuts			
For LAF5073 & LAF5273 (7 holes, 11" spacing)	15028	NA	\$365.00
For LAF5078 & LAF5278 (9 holes, 9" spacing)	16204	130	\$399.00
For LAF5082 & LAF5282 (9 holes, 9.75" spacing)	15029	NA	\$479.00
For LAF5087 & LAF5287 (9 holes, 10" spacing)	113978	143	\$679.00
MODEL 120 SCRAP GRAPPLE OPTIONS - REVERSIBLE CUTTING EDGE KIT CONTINUED NEXT PAGE			

Continued Next Page



(800) 456-7100 • (734) 996-9014 fax
www.paladinattachments.com

Prices subject to change without notice.
If you wish to be a Dealer contact (800) 456-7100.
All prices are in US dollars

Grapples



Model 120 Scrap Grapple Bucket cont.

OPTIONS - REVERSIBLE CUTTING EDGE KIT CONT.	ORDER CODE	SHIP WEIGHT (LBS)	LIST PRICE
Accessories (Add-ons or replacement parts)			
Hardened Pin Kit for Model 120	LAF5003	45	\$734.00
Cylinder/Hose Guard Kit for Model 120	LAF5004	57	\$426.00
End Plate Extensions - Full Kit for Model 120 & construction	LAF5250	NA	\$190.00

NOTE: Field installation required on hardened pin, and cylinder hose guard kits

TOOTHBARS - *Exclusive to FFC Buckets			
Heavy-Duty Toothbar for Buckets without Bolt-On Edge			
For LAF5073 & LAF5273 with 8 teeth	10543	127	\$571.00
For LAF5078 & LAF5278 with 9 teeth	10553	139	\$595.00
For LAF5082 & LAF5282 with 10 teeth	10569	151	\$701.00
For LAF5087 & LAF5287 with 10 teeth	10577	155	\$701.00

Heavy-Duty Toothbar for Buckets with Bolt-On Edge			
For LAF5073 & LAF5273 with 8 teeth	10544	155	\$778.00
For LAF5078 & LAF5278 with 8 teeth	10554	159	\$955.00
For LAF5082 & LAF5282 with 10 teeth	10570	186	\$1,053.00
For LAF5087 & LAF5287 with 10 teeth	10578	190	\$834.00

Extra Heavy-Duty Toothbar for Buckets without Bolt-On Edge			
For LAF5073 & LAF5273 with 8 teeth	10607	129	\$806.00
For LAF5078 & LAF5278 with 9 teeth	10609	141	\$974.00
For LAF5082 & LAF5282 with 10 teeth	10571	153	\$1,119.00
For LAF5087 & LAF5287 with 10 teeth	10579	157	\$1,108.00

Extra Heavy-Duty Toothbar for Buckets with Bolt-On Edge			
For LAF5073 & LAF5273 with 8 teeth	10608	153	\$908.00
For LAF5078 & LAF5278 with 8 teeth	10610	157	\$908.00
For LAF5082 & LAF5282 with 10 teeth	10572	184	\$1,171.00
For LAF5087 & LAF5287 with 10 teeth	10580	187	\$1,161.00

Grapples



Hardscape Grapple



HARDSCAPE GRAPPLE		ORDER CODE	SHIP WEIGHT (LBS)	LIST PRICE
Hardscape Grapple, Universal SSL		23548-0022	234	\$2,520.00
Replacement Parts				
Kit Rubber Grip Pad (Two per Unit)		28-10816	10	\$54.00
Kit Hydraulic Cylinder Pin Hardware (One per Unit)		28-10817	10	\$9.16
Kit Rubber Bump Stop (One per Unit)		28-10818	5	\$33.00
Kit Hydraulic Cylinder Seal Kit (One per Unit)		46236	5	\$38.00

Log Grapple

To order choose one item from each group.

Price includes Log Grapple & Universal SSL Mounting

Hoses & Couplers included for Skid-steers only

Carrier Specifications:

Lift Capacity: <10,000 lbs. Operating Weight <20,000 lbs.

Note: Shipping weights vary depending on loader mounting and packaging.



Specifications							
Model	Weight (approx)	Lift Capacity	Height OD A	Depth B	Usable Tooth C	Grapple Open D	Tine Length
LAF1142	790 lbs	6,400 lbs	48.6"	37.85"	28.4"	49.3"	29"

GROUP 1 - LOG GRAPPLE		ORDER CODE	SHIP WEIGHT (LBS)	LIST PRICE
CHECK LOADER CAPACITY BEFORE ORDERING				
Log Grapple 42" tines		LAF1142	790	\$4,827.00

Price of loader mounting must be added to the attachment price

GROUP 2 - MOUNTING		ORDER CODE	SHIP WEIGHT (LBS)	LIST PRICE
ADDITIONAL COST MAY APPLY				
Refer to Mounting and Fitting Chart located in back of price book for Order Suffix Universal SSL Models use -0022: i.e. LAF____-0022				



(800) 456-7100 • (734) 996-9014 fax
www.paladinattachments.com

*Prices subject to change without notice.
If you wish to be a Dealer contact (800) 456-7100.
All prices are in US dollars*

Mulchers, Series II



GROUP 1 - MULCHER ASSEMBLY (DOES NOT INCLUDE TOOTH SETS OR HOSE ASSEMBLIES)		ORDER CODE	SHIP WEIGHT (LBS)	LIST PRICE
36" cutting width				
MM36E Series II Mulcher (excavator mount required from options) 28-41 gpm		115620	1620	\$19,900.00
MM36E Series II Mulcher (excavator mount required from options) 42-60 gpm		115621	1620	\$20,900.00
60" cutting width (3 line)				
MM60S Series II Mulcher (SSL mount included)		115622	2605	\$27,800.00
MM60E Series II Mulcher (excavator mount)		115624	2785	\$26,500.00
MM60C Series II Mulcher (combination mount required from options)		115625	3005	\$28,300.00
60" cutting width (5 line)				
MM60S Series II Mulcher (SSL mount included)		115623	2605	\$27,300.00
MM60H Series II Mulcher (SSL mount included)		115626	2625	\$26,500.00
72" cutting width (3 line)				
MM72S Series II Mulcher (SSL mount included)		115630	2975	\$28,200.00
72" cutting width (5 line)				
MM72S Series II Mulcher (SSL mount included)		115631	2975	\$29,100.00
MM72H Series II Mulcher (SSL mount included)		115632	2975	\$29,400.00
GROUP 2 - HOSE KITS & COUPLERS (NOT FOR USE ON EXCAVATOR)		ORDER CODE	SHIP WEIGHT (LBS)	LIST PRICE
Hose Kits (3 line)				
65" hose kit, 4000 max psi		110914	1	\$330.00
80" hose kit, 4000 max psi		110915	1	\$365.00
96" hose kit, 4000 max psi		110916	1	\$406.00
Hose Kits (5 line)				
65" hose kit, 4000 max psi		114047	16	\$421.00
80" hose kit, 4000 max psi		114048	19	\$474.00
96" hose kit, 4000 max psi		114049	23	\$534.00
65" hose kit, 6000 max psi		116995	27	\$474.00
80" hose kit, 6000 max psi		116996	31	\$516.00
96" hose kit, 6000 max psi		116997	35	\$709.00
GROUP 2 - HOSE KITS & COUPLERS CONTINUED NEXT PAGE				

Continued Next Page

Prices subject to change without notice.
If you wish to be a Dealer contact (800) 456-7100.
All prices are in US dollars

(800) 456-7100 • (734) 996-9014 fax
www.paladinattachments.com



Mulchers, Series II cont.



GROUP 2 - HOSE KITS & COUPLERS CONT. (NOT FOR USE ON EXCAVATOR)		ORDER CODE	SHIP WEIGHT (LBS)	LIST PRICE
Coupler Cross Reference *				
select from individual couplers listed below (note: case drain coupler required)				
Case Drain Auxiliary Door Function #8 Boss O-Ring				
.25" body male flat face coupler with adapter	111215	1	\$22.00	
.25" body female flat face	115232	1	\$63.00	
.38" body male	84923	1	\$48.00	
.38" body female	84928	1	\$102.00	
.50" body female	14175	2	\$50.00	
.50" body male	14176	2	\$26.00	
Flat Face Quick Disconnect Coupler With No. 12 Boss O-Ring Main Power/Return				
.50 body male	22519	2	\$55.00	
.50 body female	22518	2	\$76.00	
.625 body male	84922	3	\$90.00	
.625 body female	84921	3	\$144.00	
.75 body male	22521	3	\$165.00	
.75 body female	22520	3	\$165.00	
GROUP 3 - TOOTH SETS		ORDER CODE	SHIP WEIGHT (LBS)	LIST PRICE
for 36" Mulcher				
non reversible carbide hammers (26 pieces)	116087	110	\$2,434.00	
reversible carbide hammers (26 pieces)	116088	110	\$3,409.00	
reversible claw teeth (26 pieces)	116089	110	\$1,334.00	
for 60" Mulcher				
non reversible carbide hammers (44 pieces)	116090	170	\$4,027.00	
reversible carbide hammers (44 pieces)	116091	170	\$5,768.00	
reversible claw teeth (44 pieces)	116092	170	\$2,207.00	
for 72" Mulcher				
non reversible carbide hammers (54 pieces)	111793	200	\$4,774.00	
reversible carbide hammers (54 pieces)	111794	200	\$7,079.00	
reversible claw teeth (54 pieces)	112578	200	\$2,616.00	
Replacement Tooth Sets				
reversible carbide hammer (includes 1 hammer)	600-168	4	\$138.00	
single non reversible carbide hammer (includes 1 hammer)	600-112-1	4	\$104.00	
reversible claw tooth	111588	4	\$57.00	
Bolts				
bolt M16X 110	700-111	1	\$4.43	
bolt M16X 75	700-114	1	\$4.43	
lock washer special	10165	1	\$1.13	

Continued Next Page



(800) 456-7100 • (734) 996-9014 fax
www.paladinattachments.com

Prices subject to change without notice.
If you wish to be a Dealer contact (800) 456-7100.
All prices are in US dollars

Mulchers, Series II cont.



OPTIONS	ORDER CODE	SHIP WEIGHT (LBS)	LIST PRICE
MM60E Series II Excavator Mounts - Contact Factory for Mounts Not Listed			
Case 9040B / CX280 / 9045B / CX290 / CX240 / 9040	114031	330	\$1,384.00
Case 90301 / 9030B / CX210 / CX225	114330	295	\$1,384.00
Cat 235B	111788	330	\$1,470.00
Cat 322 (S-Link)	110405	300	\$1,500.00
Cat 311 / 312 / 313 /314	110597	250	\$1,500.00
Cat 325 / (C-Link) / 320 / 321 / CRL 330	111607	300	\$1,384.00
Cat 322/325/330 (D-Link)	113658	340	\$1,491.00
JCB JS200 / JS220	114330	295	\$1,384.00
John Deere 270DLC / 230 / 270 / 240 D	112755	335	\$1,499.00
John Deere 160 CLC	112748	290	\$1,499.00
John Deere 200CLC /225 C RTS	114778	295	\$1,491.00
Kobelco SK 220 / LC Mark IV / SK 250LC / SK 270 LC	112526	320	\$1,500.00
Kobelco SK 150 / 160-IV	112613	252	\$1,500.00
Kobelco Sk 200LC IV / Sk 210 / SK 235SR	115319	280	\$1,500.00
Komatsu PC138 USLC-8 / PC120 / PC12845-2 / PC18865-2	112028	230	\$1,500.00
Komatsu PC270 / LC-61 / PC220-3 ,5 ,6 / 71PC250	111321	286	\$1,500.00
Komatsu PC160	115935	270	\$1,384.00
Hitachi EX220-1 / EX230 / EX270 / ZX230 / ZX270	112755	335	\$1,499.00
Hitachi EX200 / EX225USR / ZX200 / ZX225	114778	295	\$1,491.00
Hitachi Ex150	112748	290	\$1,499.00
Hyundai 200W-7 / R21066-7	111498	300	\$1,563.00
Linkbelt 2800C2	114077	300	\$1,064.00
MM36E Series II Excavator Mounts - Contact Factory for Mounts Not Listed			
Takechi TB175/180FR	113362	140	\$715.00
Takechi TB1140	113997	180	\$1,384.00
Kubota KX080 Quick Attach	113468	130	\$743.00
Kobelco SK 150CC Mark-IV / SK 160-Mark IV	114483	200	\$957.00
Kobelco SK 60 Mark IV / SK 70SR	115324	140	\$743.00
Bobcat 442	114107	160	\$671.00
CAT 320 /321 C LCR / 325 / 330 (C-Link)	114156	275	\$1,384.00
CAT 307 /308	114588	130	\$743.00
CAT 311 /312 /313 /314	114784	185	\$957.00
CAT 315	114992	205	\$1,470.00
JCB JS130	114290	180	\$1,500.00
JCB JS 160	114304	240	\$1,384.00
JCB JS 70 / JZ 70	114521	145	\$743.00
JCB 2145	115573	180	\$1,097.00
John Deere 200C LC/225C LC	114129	240	\$1,025.00
John Deere 110D / 120D / 135 C RTS	113997	180	\$1,384.00
John Deere 160DLC	116019	240	\$1,470.00
Komatsu PC200-3,5,6 / PC210 / PC228USLC	115228	285	\$1,384.00
MM36E SERIES II EXCAVATOR MOUNTS CONTINUED NEXT PAGE			

Continued Next Page

Prices subject to change without notice.
If you wish to be a Dealer contact (800) 456-7100.
All prices are in US dollars

(800) 456-7100 • (734) 996-9014 fax
www.paladinattachments.com



Mulchers, Series II cont.



OPTIONS CONT.		ORDER CODE	SHIP WEIGHT (LBS)	LIST PRICE
MM36E Series II Excavator Mounts - Contact Factory for Mounts Not Listed cont.				
Komatsu PC120-6 / PC128US-2 / PC138USLC-2 / PC158 / PC158US-2,6		115405	180	\$1,025.00
Komatsu PC160		115871	200	\$1,025.00
Hitachi EX200 / EX225		114129	240	\$1,025.00
Hitachi EX110 / EX110-5 / EX100-2,3,5 / EX120-2,3,5 / ZX120		113997	180	\$1,384.00
Hyundai R160LC-3,7 / R170W-3,7 / R180 LC-3,7 / R200 NLC-3		114508	200	\$882.00
Link-Belt 2700Q / 160LX		114304	240	\$1,384.00
Link-Belt 135MSR / 130LX / 3650Q		114290	180	\$1,500.00
Link-Belt 75MSR / LS1600 CII / 1600Q / 80 MSR		114521	145	\$743.00
Link-Belt 160W / CF QA		116071	165	\$1,025.00
Case CX130/CX135 / 19010 / 9010B		114290	180	\$1,500.00
Case CX160		114304	240	\$1,384.00
Case CX75 SR / CX80 / 9007 / 9007B		114521	145	\$743.00
Case 9040 / 9040B / 9045 / CX240 / CX280 / CX290		115083	300	\$1,278.00
Case 9030B		114330	295	\$1,384.00
Yanmar VI075 / SV100 / Komatsu 88m		115091	135	\$770.00
Volvo EC 160 S1		115327	380	\$2,552.00
Volvo EC 150S6 QA		114567	190	\$743.00
Deflector Door Assembly				
For MM60E Series II only		116550	105	\$448.00
Case Drain Relief Valve				
For MM36 Series II only		116930	5	\$229.00
For MM60 Series II only		116931	7	\$229.00
For MM72 Series II only		116932	7	\$229.00
Oil Coolers (600 PSI Rated) For Non Series II Mulchers only				
For 60" Mulcher Factory Installed		112960	80	\$3,401.00
For 60" Mulcher Dealer Installed		114018	80	\$3,317.00
For 70" Mulcher Factory Installed		115349		\$3,401.00
Coolers for units manufactured prior to January 1, 2008 dealer installed		108948	80	\$2,195.00
Convert from 5 line to 3 line coupler system		107651	15	\$413.00
Oil Coolers for Series II Mulchers only				
For MM60 Series II Factory Installed		115851	110	\$3,655.00
For MM60 Series II Dealer Installed		115852	140	\$3,693.00
For MM72 Series II Factory Installed		115853	115	\$3,666.00
For MM72 Series II Dealer Installed		115854	145	\$3,704.00
Must choose electrical control box OR adapter harness for in-cab controls to operate door				
Electrical Control Box				
electrical control box for all skid loaders		15754	10	\$305.00
ADAPTER HARNESSES CONTINUED NEXT PAGE				

Continued Next Page

Mulchers, Series II cont.



OPTIONS CONT.		ORDER CODE	SHIP WEIGHT (LBS)	LIST PRICE
Must choose electrical control box OR adapter harness for in-cab controls to operate door				
Adapter Harness for In-Cab Control				
14 pin Bobcat		110627	5	\$286.00
14 pin Case, New Holland, Volvo, Ditch Witch		25887	5	\$286.00
14 pin John Deere		25904	5	\$286.00
14 pin CAT D Series (XPS hydraulics)		117364	5	\$306.00
14 Pin CAT D Series (XHP hydraulics)		117365	5	\$306.00
8 pin CAT		115479	5	\$267.00
8 pin ASV, Komatsu		25886	5	\$286.00
3 pin John Deere		25885	5	\$286.00

Prices subject to change without notice.
If you wish to be a Dealer contact (800) 456-7100.
All prices are in US dollars

(800) 456-7100 • (734) 996-9014 fax
www.paladinattachments.com



PALADIN
POWERFUL ATTACHMENT TOOLS

Post Driver



To order choose one item from each group.

Choose order code from Group 3 to match your skid steer.



GROUP 1 - POST DRIVER (NO HOSES)		ORDER CODE	SHIP WEIGHT (LBS)	LIST PRICE
Universal Skid-Steer Loader				
PD4800 post driver		111487	1360	\$6,615.00

GROUP 2 - COLLAR ASSEMBLY WITH STRIKER PLATES (ONE REQUIRED)		ORDER CODE	SHIP WEIGHT (LBS)	LIST PRICE
3.5" square collar with striker plate assembly		112493	63	\$767.00
6.0" square collar with striker plate assembly		112492	65	\$767.00
8.0" square collar with striker plate assembly		112491	66	\$895.00
6" x 8" square collar with striker plate assembly		112494	64	\$767.00

GROUP 3 - HOSE KITS		ORDER CODE	SHIP WEIGHT (LBS)	LIST PRICE
80" with .50" body flat face couplers		112919	25	\$163.00
108" with .50" body flat face couplers		112920	30	\$178.00
tilt attach hose kit complete with valve package (requires BRADCO TILT-A-TACH)		112921	25	\$970.00

OPTIONS		ORDER CODE	SHIP WEIGHT (LBS)	LIST PRICE
Collars				
3" round collar		19964	15	\$347.00
3.5" square collar		88812	15	\$347.00
4" round collar		19965	15	\$347.00
4" x 6" "H" beam		88815	15	\$347.00
6" round collar		88813	15	\$347.00
8" square collar		32712	15	\$347.00
6" x 8" collar		89147	15	\$347.00
6" square collar		89413	15	\$347.00
T post Adapter		87122	15	\$162.00
electrical control box (for use with TILT-A-TACH) <i>electrical control box assembly is not required if skid-steer is equipped with auxiliary electrical outlet</i>		15756	10	\$333.00

Preparator



To order choose one item from each group.

Price includes Preparator & Universal SSL Mounting

Hoses & Couplers included for skid steers only

Carrier Specifications:

Lift Capacity: <9,000 lbs. Operating Weight <11,000 lbs.

Important: All replacement hydraulic hoses and fittings must have a minimum rated working pressure of 4000 psi.



Specifications

Model	Weight (approx)	Working Width	Overall Width	Capacity Struck	PSI Range	GPM Range
LAF3566	1445 lbs	66"	74"	.38 yd ³	2000-3500	10-25
LAF3576	1565 lbs	76"	84"	.46 yd ³	2000-3500	10-25

Tooth Chart - Quantity needed

Type	LAF3554	LAF3566	LAF3576
Inside Teeth	240	300	350
Outside Teeth	10	10	10

GROUP 1- PREPARATOR CHECK LOADER CAPACITY BEFORE ORDERING

	ORDER CODE	SHIP WEIGHT (LBS)	LIST PRICE
66" Working Width Preparator	LAF3566	1500	\$9,261.00
76" Working Width Preparator	LAF3576	1650	\$9,772.00

GROUP 2 - MOUNTING ADDITIONAL COST MAY APPLY

ORDER CODE	SHIP WEIGHT (LBS)	LIST PRICE
Contact Customer Service at (800) 456-7100		

REPLACEMENT PARTS

	ORDER CODE	SHIP WEIGHT (LBS)	LIST PRICE
Inside Tooth for Preparator - See chart for quantity needed	ILA9907	1	\$1.33/each
Outside Tooth for Preparator- See chart for quantity needed	ILA9906	1	\$8.66/each
Lug Wrench Kit	LAF3581	5	\$108.00
FFC Preparator Decal Kit	RDL3500	1	\$91.00

Replaceable Drum

Replaceable Drum for LAF3554	LAF3591	236	\$2,536.00
Replaceable Drum for LAF3566	LAF3505	278	\$1,541.00
Replaceable Drum for LAF3576	LAF3506	313	\$2,437.00

Prices subject to change without notice.
If you wish to be a Dealer contact (800) 456-7100.
All prices are in US dollars

(800) 456-7100 • (734) 996-9014 fax
www.paladinattachments.com



PALADIN
POWERFUL ATTACHMENT TOOLS

Rakes



AutoRake

To order choose one item from each group.

Price includes AutoRake & Universal SSL Mounting

Carrier Specifications:

Lift Capacity: <9,000 lbs. Operating Weight <11,000 lbs.

Note: Shipping weights vary depending on loader mounting and packaging.



Specifications

Model #	Approx. Weight	Working Width	Hopper Capacity	PSI Range	GPM Range
LAF6864	1455 lbs	66"	.48 yd ³	1000-3500	10-25
LAF6874	1575 lbs	76"	.56 yd ³	1000-3500	10-25

GROUP 1 - AUTORAKE CHECK LOADER CAPACITY BEFORE ORDERING

	ORDER CODE	SHIP WEIGHT (LBS)	LIST PRICE
66" AutoRake	LAF6864	1495	\$10,280.00
76" AutoRake	LAF6874	1695	\$11,174.00

GROUP 2 - MOUNTING ADDITIONAL COST MAY APPLY

ORDER CODE	SHIP WEIGHT (LBS)	LIST PRICE
Contact Customer Service at (800) 456-7100		

Continued Next Page



(800) 456-7100 • (734) 996-9014 fax
www.paladinattachments.com

*Prices subject to change without notice.
If you wish to be a Dealer contact (800) 456-7100.
All prices are in US dollars*

Rakes

Grader Rake

To order choose one item from each group.

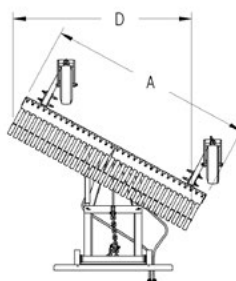
Price includes Grader Rake & Universal SSL Mounting

Hoses & Couplers included for skid steers only

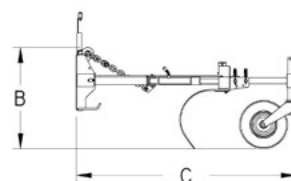
Carrier Specifications:

Lift Capacity: <9,000 lbs. Operating Weight <11,000 lbs.

Note: Shipping weights vary depending on loader mounting and packaging.



Specifications						
Model #	Weight (approx)	Width OD A	Height B	Depth C	Cutting Width Straight	Cutting Width on 28.5° Angle D
Standard Grade - Designed for Skid Steer loaders						
LAF6682	762 lbs	82"	33"	72"	81.5"	71.625"
LAF6692	798 lbs	92"	33"	72"	91.75"	80.625"
LAF6697	816 lbs	97"	33"	72"	97"	85.25"
LAF6602	833 lbs	102"	33"	72"	102"	89.75"



GROUP 1 - GRADER RAKE CHECK LOADER CAPACITY BEFORE ORDERING				ORDER CODE	SHIP WEIGHT (LBS)	LIST PRICE
82" Grader Rake				LAF6682	812	\$4,506.00
92" Grader Rake				LAF6692	848	\$4,824.00
97" Grader Rake				LAF6697	866	\$4,633.00
102" Grader Rake				LAF6602	883	\$5,012.00

GROUP 2 - MOUNTING ADDITIONAL COST MAY APPLY				ORDER CODE	SHIP WEIGHT (LBS)	LIST PRICE
Contact Customer Service at (800) 456-7100						

OPTIONAL - REPLACEABLE PARTS				ORDER CODE	SHIP WEIGHT (LBS)	LIST PRICE
Replaceable Tine				LAF6642	4	\$47.00
.4375" x 1.5" Bolt				RHW1305	1	\$0.53
.4375" Nylock Nut				RHW7302	1	\$0.47

Rakes



Power Box Rake - Chain Drive



US Patent No. 5,505,268
US Patent No. 6,578,295



Specifications					
Model	Weight (lbs)	Flow Range (gpm)	Pressure Max (psi)	Working Width - Straight	Working Width @ 20°
D4	380	8-15	3000	48"	45"
M4	460	8-20	3000	48"	45"
M5	938	13-20	3000	60"	58"
M6	1004	13-25	3000	72"	68"
MX7	1075	15-25	3000	84"	79"
MX8	1347	17-40	3000	90"	85"

Model	Weight (lbs)	Hp Range	Working Width - Straight	Working Width @ 15°	3-pt Category
TM4	550	15-22	48"	46"	1
TM5	575	18-32	60"	58"	1
T6	830	30-40	72"	69"	1
TM7	1260	42-80	84"	81"	1, 2
TM8	1290	42-80	90"	81"	1. 2

COMPACT TOOL CARRIER (DINGO, DITCH WITCH, TORO, VERMEER, ETC.)	ORDER CODE	SHIP WEIGHT (LBS)	LIST PRICE
D4M (manual angle)	22748M	365	\$6,801.00
D4H (hydraulic angle with diverter valve)	22748H	380	\$8,322.00
D4H3 (hydraulic angle without diverter valve)	22748H3	380	\$7,040.00

SKID-STEER (ASV, RC30, ETC.) (1,500 LBS OR LESS LIFT CAPACITY)	ORDER CODE	SHIP WEIGHT (LBS)	LIST PRICE
M.4F (fixed)	M4F	790	\$6,746.00
M.4M (manual)	M4M	825	\$7,577.00
M.4H (hydraulic angle change)	M4H	850	\$8,493.00
M.4H2 (hydraulic angle change cylinder only)	M4H2	840	\$7,653.00

SKID-STEER (1,500 - 5,000 LBS LIFT CAPACITY)	ORDER CODE	SHIP WEIGHT (LBS)	LIST PRICE
M.5F (fixed)	M5F-0022	973	\$7,011.00
M.5M (manual)	M5M-0022	1088	\$8,002.00
M.5H (hydraulic)	M5H-0022	1113	\$8,936.00
M.6F (fixed)	M6F-0022	960	\$8,469.00
M.6M (manual)	M6M-0022	1177	\$9,346.00
M.6H (hydraulic)	M6H-0022	1791	\$10,279.00
MX7M (manual)	MX7M-0022	1264	\$9,696.00
MX7H (hydraulic)	MX7H-0022	1278	\$10,864.00
MX8M (manual)	MX8M-0022	1536	\$10,514.00
MX8H (hydraulic)	MX8H-0022	1550	\$11,681.00

POWER BOX RAKE - CHAIN DRIVE CONTINUED NEXT PAGE

Continued Next Page



(800) 456-7100 • (734) 996-9014 fax
www.paladinattachments.com

Prices subject to change without notice.
If you wish to be a Dealer contact (800) 456-7100.
All prices are in US dollars

Rakes



Power Box Rake - Chain Drive cont.



JOYSTICK CONTROL WIRE HARNESS	ORDER CODE	SHIP WEIGHT (LBS)	LIST PRICE
Bobcat (14-Pin), Case 400 Series, Case (Post 9/1/01), Gehl, Kubota, Takeuchi, New Holland, Mustang, New Holland, Takeuchi (14-Pin Deutsch), Kubota SVL75-90	28-10218	3	\$160.00
ASV-SSL, CAT B Series, CAT Pre-B Series (8-Pin Deutsch), CAT C Series	M6783	3	\$267.00
John Deere (3-pin Deutsch)	M6789	3	\$168.00
Case XT Pre-9/1/01 (8-Pin Packard)	M6793	3	\$97.00
Komatsu	07-10057	3	\$343.00

TRACTOR 3 POINT US PATENT NO. 6,578,295	ORDER CODE	SHIP WEIGHT (LBS)	LIST PRICE
TM-4 (manual)	TM4M-0052	725	\$7,710.00
TM-4 (hydraulic)	TM4H-0052	725	\$7,710.00
TM-5 (manual)	TM5M-0052	775	\$8,879.00
TM-5 (hydraulic)	TM5H-0052	775	\$8,879.00
T6 (manual)	T6M-0052	1100	\$9,930.00
T6 (hydraulic)	T6H-0052	1100	\$9,930.00
TM-7	TM7H-0052	1520	\$11,214.00
TM-8	TM8H-0052	1640	\$11,681.00

Power Seeder - for 3-point tractor models only			
PS-5	PS5-0800	377	\$5,307.00
PS-5 with 3 Point spring tine scarifier mount	PS5-0052	482	\$6,248.00
PS-6	PS6-0800	411	\$5,490.00
PS-6 with 3 Point spring tine scarifier mount	PS6-0052	516	\$6,775.00

WALK-BEHIND	ORDER CODE	SHIP WEIGHT (LBS)	LIST PRICE
Model HPU Power Unit	HPU13G		\$8,112.00
Model W3 3ft Power Rake	W3	385	\$3,243.00
Model Hydraulic Sweeper for Walk-Behind	22647MM-0849	400	\$3,681.00

GROUP 1 - HYDRAULIC CONTROL OPTIONS	ORDER CODE	SHIP WEIGHT (LBS)	LIST PRICE
Control box with power lead	28-10754	5	\$231.00
Control box with wire harness for CAT pre-B (8-pin Deutsch)	07-10021	5	\$214.00
Control box with wire harness for standard flow attachments on CAT B and C (8-pin Deutsch)	07-10122	5	\$203.00
Control box with wire harness for high flow attachments on CAT B and C (8-pin Deutsch)	07-10170	5	\$372.00
Control box with wire harness for CNH, Bobcat, and JCB (14-pin Deutsch)	LAF9360	5	\$163.00
Control box with wire harness for CNH (8-pin rectangular)	LAF9393	5	\$128.00
Control box with wire harness for John Deere (3-pin Deutsch)	07-7338	5	\$155.00
Control box with wire harness for John Deere-8 button (14-pin Deutsch)	LAF9361	5	\$156.00
Control box with wire harness for John Deere EH control (14-pin Deutsch)	03-10057	5	\$371.00
Control box with wire harness for Komatsu (14-pin Deutsch)	07-10194	5	\$229.00
Control box with wire harness for Komatsu (8-pin Deutsch)	07-10057	5	\$343.00
Extension		5	
60" extension	07-7887	2	\$40.00

Continued Next Page

Prices subject to change without notice.
If you wish to be a Dealer contact (800) 456-7100.
All prices are in US dollars

(800) 456-7100 • (734) 996-9014 fax
www.paladinattachments.com



Rakes



Power Box Rake - Direct Drive

To order choose one item from each group.

Price includes PowerRake & Universal SSL Mounting

Hoses & Couplers included for skid steers only

Carrier Specifications:

Lift Capacity: <9,000 lbs. Operating Weight <11,000 lbs.

Important: All replacement hydraulic hoses and fittings must have a minimum rated working pressure of 4000 psi.

Note: Shipping weights vary depending on loader mounting and packaging.



Specifications							
Model #	Approx. Weight	Width OD	Working Width	Height	Drum Torque @2500 PSI	PSI Range	GPM Range
LAF5672 & LAF5672H	1050 lbs	83.0"	72"	30.3"	605 ft-lb	2000-3500	12-40
LAF5690 & LAF5690H	1110 lbs	101.0"	90"	30.3"	605 ft-lb	2000-3500	12-40

GROUP 1 - POWER BOX RAKE - DIRECT DRIVE

CHECK LOADER CAPACITY BEFORE ORDERING

ORDER CODE SHIP WEIGHT (LBS) LIST PRICE

Power Box Rake - Direct Drive with Manual Angle

72" working width PowerRake	LAF5672	1200	\$8,451.00
90" working width PowerRake	LAF5690	1275	\$10,131.00

Power Box Rake - Direct Drive with Hydraulic Angle Kit (factory installed)

72" working width PowerRake	LAF5672H	1200	\$9,575.00
90" working width PowerRake	LAF5690H	1275	\$11,324.00

GROUP 2 - MOUNTING

ADDITIONAL COST MAY APPLY

ORDER CODE SHIP WEIGHT (LBS) LIST PRICE

Contact Customer Service at (800) 456-7100

GROUP 3 - HYDRAULIC CONTROL OPTIONS

ORDER CODE SHIP WEIGHT (LBS) LIST PRICE

Control box with power lead	28-10754	5	\$231.00
Control box with wire harness for CAT pre-B (8-pin Deutsch)	07-10021	5	\$214.00
Control box with wire harness for standard flow attachments on CAT B and C (8-pin Deutsch)	07-10122	5	\$203.00
Control box with wire harness for high flow attachments on CAT B and C (8-pin Deutsch)	07-10170	5	\$372.00
Control box with wire harness for CNH, Bobcat, and JCB (14-pin Deutsch)	LAF9360	5	\$163.00
Control box with wire harness for CNH (8-pin rectangular)	LAF9393	5	\$128.00
Control box with wire harness for John Deere (3-pin Deutsch)	07-7338	5	\$155.00
Control box with wire harness for John Deere-8 button (14-pin Deutsch)	LAF9361	5	\$156.00
Control box with wire harness for John Deere EH control (14-pin Deutsch)	03-10057	5	\$371.00
Control box with wire harness for Komatsu (14-pin Deutsch)	07-10194	5	\$229.00
Control box with wire harness for Komatsu (8-pin Deutsch)	07-10057	5	\$343.00

Extension		5	
60" extension	07-7887	2	\$40.00

POWER BOX RAKE - DIRECT DRIVE CONTINUED NEXT PAGE

Continued Next Page



(800) 456-7100 • (734) 996-9014 fax
www.paladinattachments.com

Prices subject to change without notice.
If you wish to be a Dealer contact (800) 456-7100.
All prices are in US dollars

Rakes

Power Box Rake - Direct Drive cont.

OPTIONAL - ADDITIONAL PARTS	ORDER CODE	SHIP WEIGHT (LBS)	LIST PRICE
hydraulic angle kit f/72" & 90"	LAF5650	35	\$1,068.00
floating linkage (Must be on original order with PowerRake)	Call 800.456.7100		

Power Rake - PTO Drive

To order choose one item from each group.

Price includes PTO PowerRake & 3-Pt Mounting

Does not include hoses & hydraulic couplers

Carrier Specifications:

Lift Capacity: <9,000 lbs. Operating Weight <11,000 lbs.

Important: All replacement hydraulic hoses and fittings must have a minimum rated working pressure of 4000 psi.

Note: In order to maintain steering control, ballast may need to be added to your tractor. To determine whether or not to add the ballast, refer to your tractor's operator's manual. Shipping weights vary depending on loader mounting and packaging.



Specifications							
Model	Weight (approx)	Width OD	Working Width	Working Width @ max angle	height	HP Min/Max	Drum RPM @54 RPM PTO
LAF5676 & LAF5697	1220 lbs	83.5"	72"	67"	38"	28/100	211
LAF5694 & LAF5698	1290 lbs	101.5"	90"	84"	38"	35/100	211

GROUP 1 - PTO POWERRAKE CHECK LOADER CAPACITY BEFORE ORDERING				ORDER CODE	SHIP WEIGHT (LBS)	LIST PRICE
PTO PowerRake with Hydraulic Angle (Standard)						
72" working width PTO PowerRake				LAF5676	1420	\$9,365.00
90" working width PTO PowerRake				LAF5694	1725	\$9,500.00

PTO PowerRake with Manual Angle						
72" working width PTO PowerRake				LAF5697	1420	\$8,800.00
90" working width PTO PowerRake				LAF5698	1725	\$9,000.00

OPTIONAL - HYDRAULIC ANGLE KIT				ORDER CODE	SHIP WEIGHT (LBS)	LIST PRICE
Converts Manual Angle into Hydraulic Angle						
hydraulic angle kit for PTO PowerRake				LAF5695	35	\$372.00

Continued Next Page

Prices subject to change without notice.
If you wish to be a Dealer contact (800) 456-7100.
All prices are in US dollars

(800) 456-7100 • (734) 996-9014 fax
www.paladinattachments.com

Rakes



Root Rake



Universal Skid-Steer Mount - Hoses & Couplers Included



ROOT RAKE	ORDER CODE	SHIP WEIGHT (LBS)	LIST PRICE
72" root rake	102140	1300	\$5,557.00
72" root rake, JCB 406B	117036	1130	\$5,557.00
72" root rake, Euro Hitch	114061	1100	\$5,739.00
78" root rake	103820	1140	\$6,009.00
78" root rake, Volvo L30	13179	1140	\$6,009.00
84" root rake	103830	1399	\$6,379.00
84" root rake Euro Hitch	111410	1225	\$6,562.00
84" root rake, John Deere 244J/Volvo L35	13269	1350	\$6,562.00
84" root rake, QCP 7000/New Holland LB75B	12846	1475	\$6,256.00

Roller, Vibratory



Includes 80" hoses 7.50 body flat face couplers
Flow range 14 to 22 gpm and max pressure 3,000 psi



ROLLER, VIBRATORY	ORDER CODE	SHIP WEIGHT (LBS)	LIST PRICE
Smooth Drum			
48" smooth drum	105061	1680	\$8,776.00
66" smooth drum	105062	2150	\$9,622.00
73" smooth drum	105063	2300	\$10,032.00
84" smooth drum	105064	2530	\$10,478.00
Padded Drum			
48" padded drum	105065	1630	\$9,253.00
66" padded drum	105066	2085	\$10,277.00
73" padded drum	105067	2230	\$10,699.00
84" padded drum	105068	2455	\$11,324.00

Roller Leveler



ROLLER LEVELER		ORDER CODE	SHIP WEIGHT (LBS)	LIST PRICE
Roller Leveler		30084-0022	1368	\$3,940.00

Rock Saw



GROUP 1 - HIGH FLOW WITH HYDRAULIC SIDE SHIFT		ORDER CODE	SHIP WEIGHT (LBS)	LIST PRICE
18" depth 22-44 GPM		106874	1775	\$16,649.00
24" depth minimum 30 GPM		106875	2095	\$17,911.00

(24" requires a minimum of 30 GPM & a minimum of 2,500 lbs rated operating capacity)

GROUP 2 - HYDRAULIC MOTOR		ORDER CODE	SHIP WEIGHT (LBS)	LIST PRICE
22 to 28 GPM hydraulic motor not compatible with 106875		17776	25	\$1,380.00
29 to 35 GPM hydraulic motor		17777	21	\$1,435.00
36 to 44 GPM hydraulic motor		17778	25	\$1,500.00

GROUP 3 - PICK & HOLDERS		ORDER CODE	SHIP WEIGHT (LBS)	LIST PRICE
18" x 2.5" wide general purpose pick		106681	220	\$1,982.00
18" x 4.0" wide general purpose pick		106682	245	\$2,025.00
24" x 2.5" wide general purpose pick		106684	290	\$2,638.00
24" x 4.0" wide general purpose pick		106685	325	\$2,689.00

ROCK SAW CONTINUED NEXT PAGE

Continued Next Page

Prices subject to change without notice.
If you wish to be a Dealer contact (800) 456-7100.
All prices are in US dollars

(800) 456-7100 • (734) 996-9014 fax
www.paladinattachments.com



Rock Saw cont.

GROUP 4 - HYDRAULIC KIT	ORDER CODE	SHIP WEIGHT (LBS)	LIST PRICE
88" hoses .50" flat face couplers	106876	28	\$399.00
106" hoses .50" flat face couplers	106877	32	\$426.00
88" hoses .625" flat face couplers	106878	28	\$423.00
106" hoses .625" flat face couplers	106879	32	\$450.00
88" hoses .75" flat face couplers	106880	28	\$491.00
106" hoses .75" flat face couplers	106881	32	\$518.00

GROUP 5 CONTROLS	ORDER CODE	SHIP WEIGHT (LBS)	LIST PRICE
complete control box and harness assembly for all skid steers (direct connect from battery to control valve)	104367	12	\$643.00
in-cab control box with 14 pin Deutsch Connector (use ONLY with 101096)	104368	15	\$742.00

Control Harnesses for In-Cab Controls (from attachment to loader arm)			
14 pin Deutsch Connector			
Case, New Holland, Volvo, Bobcat, Ditch Witch & Bradco 104368	101096	10	\$422.00
John Deere	108036	5	\$477.00
Bobcat	110627	5	\$286.00
Takeuchi and Komatsu High Flow (RS24)	115487	10	\$423.00

8 pin Deutsch Connector			
ASV, CAT, Komatsu	108035	5	\$450.00
CAT High Flow (RS24)	115957	15	\$580.00
CAT/ASV Standard Flow (RS18)	115956	15	\$732.00

OPTIONAL - WATER KIT	ORDER CODE	SHIP WEIGHT (LBS)	LIST PRICE
Water nozzle kit for rock saw	112620	8	\$300.00
30gal Universal mount tank, 12v pump, with electrical control box	104444	65	\$1,600.00
30gal Universal mount tank, 12v pump, without electrical control box	105720	60	\$1,268.00

REPLACEMENT PARTS	ORDER CODE	SHIP WEIGHT (LBS)	LIST PRICE
Replacement Picks			
50 concrete picks	102059	30	\$586.00
50 general purpose picks	102058	30	\$488.00

Scarifier



To order choose one from each group.

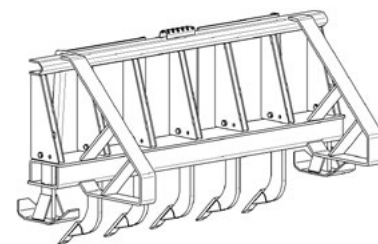
Price includes Scarifier & Universal SSL Mounting

Carrier Specifications:

Lift Capacity: <9,000 lbs. Operating Weight <11,000 lbs.

NOTE: Shipping weights vary depending on loader mounting and packing.

** Up to 7.5" maximum depth with skid shoes off (depths may vary on different skid steer models). Fits directly onto skid steer quick-attach (specify make and model when ordering). Standard with 5 teeth and 2 skid shoes.



Specifications				
Model	Weight (approx)	Width OD	Ripping Depth**	Height
LAF2201	352 lbs	60"	.5" to 6"	29"

GROUP 1 - FRONT-MOUNT SCARIFIER		ORDER CODE	SHIP WEIGHT (LBS)	LIST PRICE
CHECK LOADER CAPACITY BEFORE ORDERING				
Front-Mount Scarifier		LAF2201	410	\$2,145.00

REPLACEMENT PARTS		ORDER CODE	SHIP WEIGHT (LBS)	LIST PRICE
Ripper Shank & Tooth Assembly		101010	NA	\$48.00
Skid-Shoe		LAF2202	NA	\$154.00

Silage Defacer



SKID-STEER LOADER MOUNTS		ORDER CODE	SHIP WEIGHT (LBS)	LIST PRICE
silage defacer 18 to 22 GPM		16980	940	\$5,801.00
silage defacer short mount for skid steer loaders		103791	790	\$5,738.00

Euro / Global Mount		ORDER CODE	SHIP WEIGHT (LBS)	LIST PRICE
silage defacer with euro / global mount		108343	870	\$5,689.00

Prices subject to change without notice.
If you wish to be a Dealer contact (800) 456-7100.
All prices are in US dollars

(800) 456-7100 • (734) 996-9014 fax
www.paladinattachments.com



Snow Blades



114 Series Snow Blades



To order choose one from each group.

Price includes Snow Blade & Universal SSL Mounting

Hoses & Couplers included for skid steers only

Carrier Specifications:

Lift Capacity: <5,000 lbs. Operating Weight <8,000 lbs.

IMPORTANT: The LAF1400 Series Snow Blade is for all skid steer and utility loader models up to 80 hp. Locking bolts (part # RHW8063) are included for light dirt-moving for skid steers only. All replacement hydraulic hoses and fittings must have a minimum rated working pressure of 4000 psi.

NOTE: Shipping weights vary depending on loader mounting and packaging.

Specifications				
Model	Weight (approx)	Width OD	Height OD	Cutting Width @ Max Angle
11460	510 lbs	60"	23"	52"
11472	595 lbs	72"	23"	62"
11484	635 lbs	84"	23"	73"
11496	650 lbs	96"	23"	83"

GROUP 1 - SNOW BLADE		ORDER CODE	SHIP WEIGHT (LBS)	LIST PRICE
CHECK LOADER CAPACITY BEFORE ORDERING				
114 Series - Manual Angle**				
60" manual angle snow blade		11460M	510	\$2,952.00
72" manual angle snow blade		11472M	595	\$3,091.00

114 Series - Hydraulic Angle**				
60" hydraulic angle snow blade		11460	510	\$3,185.00
72" hydraulic angle snow blade		11472	595	\$3,268.00
84" hydraulic angle snow blade		11484	635	\$3,349.00
96" hydraulic angle snow blade		11496	650	\$3,434.00

**Denote desired angle type when ordering

GROUP 2 - MOUNTING		ORDER CODE	SHIP WEIGHT (LBS)	LIST PRICE
ADDITIONAL COST MAY APPLY				
Contact Customer Service at (800) 456-7100				

OPTIONS - REPLACEMENT PARTS		ORDER CODE	SHIP WEIGHT (LBS)	LIST PRICE
Replacement edges - Steel and Rubber with hardware				
Optional Rubber Edge Kit				
rubber edge for 11460 snow blade	LAF6485	NA	\$497.00	
rubber edge for 11472 snow blade	LAF6486	NA	\$501.00	
rubber edge for 11484 snow blade	LAF6487	NA	\$623.00	
rubber edge for 11496 snow blade	LAF6488	NA	\$678.00	
OPTIONS - REPLACEMENT PARTS CONTINUED NEXT PAGE				

Continued Next Page



(800) 456-7100 • (734) 996-9014 fax
www.paladinattachments.com

Prices subject to change without notice.
If you wish to be a Dealer contact (800) 456-7100.
All prices are in US dollars

Snow Blades

114 Series Snow Blades cont.

OPTIONS - REPLACEMENT PARTS CONT.		ORDER CODE	SHIP WEIGHT (LBS)	LIST PRICE
Replacement edges - Steel and Rubber with hardware				
Replaceable Steel Edge Kit				
steel edge for 11460 snow blade		FFC10105	NA	\$163.00
steel edge for 11472 snow blade		FFC10106	NA	\$175.00
steel edge for 11484 snow blade		FFC10107	NA	\$198.00
steel edge for 11496 snow blade		FFC10108	NA	\$211.00
Angle Kits				
manual angle kit for snow blade 1400 series		FFC10014	NA	\$202.00
hydraulic angle kit for snow blade 1400 series		FFC10049	NA	\$641.00

115 Series Snow Blades

For Skid Steers and Tractor Loader Backhoes only

To order choose one from each group.

Price includes Snow Blade & Universal SSL Mounting

Hoses & Couplers included for skid steers only

Carrier Specifications:

Lift Capacity: <10,000 lbs. Operating Weight <20,000 lbs.

IMPORTANT: Check capacity and limits of skid steer or loader before ordering. Add 1 foot to the carrier width when sizing a blade. All replacement hydraulic hoses and fittings must have a minimum rated working pressure of 4000 psi.

NOTE: Shipping weights vary depending on loader mounting and packaging.



Specifications				
Model	Weight (approx)	Width	Height	Cutting Width @ 35° Angle
11584	1125 lbs	84"	32"	69"
11596	1180 lbs	96"	32"	79"
11508	1235 lbs	108"	32"	88"
11520	1315 lbs	120"	32"	98"
11532	1375 lbs	132"	32"	108"
11544	1435 lbs	144"	32"	118"

GROUP 1 - SNOW BLADE CHECK LOADER CAPACITY BEFORE ORDERING		ORDER CODE	SHIP WEIGHT (LBS)	LIST PRICE
84" snow blade		11584	1186	\$4,256.00
96" snow blade		11596	1232	\$4,440.00
108" snow blade		11508	1309	\$4,625.00
120" snow blade		11520	1393	\$5,141.00
132" snow blade		11532	1473	\$5,327.00
144" snow blade		11544	1558	\$5,509.00
115 SERIES SNOW BLADES CONTINUED NEXT PAGE				

Continued Next Page

Prices subject to change without notice.
If you wish to be a Dealer contact (800) 456-7100.
All prices are in US dollars

(800) 456-7100 • (734) 996-9014 fax
www.paladinattachments.com

Snow Blades



115 Series Snow Blades cont.



GROUP 2 - MOUNTING ADDITIONAL COST MAY APPLY		ORDER CODE	SHIP WEIGHT (LBS)	LIST PRICE
Contact Customer Service at (800) 456-7100				

OPTIONS - REPLACEMENT PARTS		ORDER CODE	SHIP WEIGHT (LBS)	LIST PRICE
Marker Kit		11601	5	\$104.00

Replacement edges - Steel and Rubber with hardware

Optional Rubber Edge Kit

rubber edge for 11584 snow blade	LAF1551	123	\$540.00
rubber edge for 11596 snow blade	LAF1552	134	\$617.00
rubber edge for 11508 snow blade	LAF1553	145	\$690.00
rubber edge for 11520 snow blade	LAF1554	155	\$792.00
rubber edge for 11532 snow blade	LAF1555	166	\$848.00
rubber edge for 11544 snow blade	LAF1556	176	\$925.00

Replaceable Steel Edge Kit

steel edge for 11584 snow blade	10117	160	\$518.00
steel edge for 11596 snow blade	10118	176	\$502.00
steel edge for 11508 snow blade	10119	192	\$492.00
steel edge for 11520 snow blade	10120	207	\$620.00
steel edge for 11532 snow blade	10121	223	\$641.00
steel edge for 11544 snow blade	10122	239	\$599.00

Polyurethane Edge Kit

polyurethane edge for 11584 snow blade	28-10755-84	60	\$1,092.00
polyurethane edge for 11596 snow blade	28-10755-96	65	\$1,248.00
polyurethane edge for 11508 snow blade	28-10755-108	70	\$1,404.00
polyurethane edge for 11520 snow blade	28-10755-120	75	\$1,560.00
polyurethane edge for 11532 snow blade	28-10755-132	80	\$1,716.00
polyurethane edge for 11544 snow blade	28-10755-144	85	\$1,872.00

Top Flap - Reduces Snow Spillage

top flap for 11584 snow blade	LAF6492	62	\$169.00
top flap for 11596 snow blade	LAF6493	64	\$194.00
top flap for 11508 snow blade	LAF6494	66	\$211.00
top flap for 11520 snow blade	LAF6495	68	\$234.00
top flap for 11532 snow blade	LAF6497	70	\$264.00
top flap for 11544 snow blade	LAF6498	72	\$288.00

Hydraulic Cushion Kit Protects damage to cylinders

hydraulic cushion kit (Included on ALL newly purchased models 120" wide and larger)	28-10447	10	\$326.00
---	----------	----	----------

Continued Next Page

Snow Blades

136 Series Trip Edge Blade

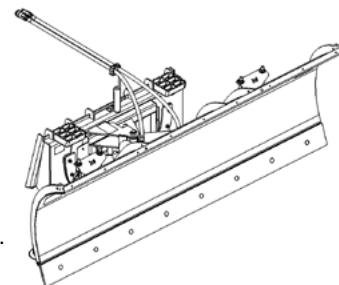
To order choose one from each group. Price includes Snow Blade & Universal SSL Mounting.

Hoses & Couplers included for skid steers only.

Carrier Specifications: Lift Capacity: <9,000 lbs. Operating Weight <11,000 lbs.

IMPORTANT: All replacement hydraulic hoses and fittings must have a minimum rated working pressure of 3500 psi.

NOTE: Shipping weights vary depending on loader mounting and packaging.



Specifications					
Model	Weight (approx)	Width	Height	Depth	Cutting Width @ 30° Angle
13684	940 lbs	84"	33"	42"	73"
13696	990 lbs	96"	33"	42"	83"
13608	1030 lbs	108"	33"	42"	93.5"

GROUP 1 - SNOW BLADE CHECK LOADER CAPACITY BEFORE ORDERING		ORDER CODE	SHIP WEIGHT (LBS)	LIST PRICE
84" Trip Edge Snow Blade		13684	990	\$4,495.00
96" Trip Edge Snow Blade		13696	1045	\$4,695.00
108" Trip Edge Snow Blade		13608	1090	\$4,895.00

GROUP 2 - MOUNTING ADDITIONAL COST MAY APPLY		ORDER CODE	SHIP WEIGHT (LBS)	LIST PRICE
Contact Customer Service at (800) 456-7100				

OPTIONS - REPLACEMENT PARTS		ORDER CODE	SHIP WEIGHT (LBS)	LIST PRICE
Marker Kit		11601	5	\$104.00

Optional Rubber Edge Kit			
rubber edge for 13684 snow blade	28-10740-84	105	\$540.00
rubber edge for 13696 snow blade	28-10740-96	115	\$617.00
rubber edge for 13608 snow blade	28-10740-108	125	\$690.00

Optional Polyurethane Edge Kit			
polyurethane edge for 13684 snow blade	28-10755-84	60	\$1,092.00
polyurethane edge for 13696 snow blade	28-10755-96	65	\$1,248.00
polyurethane edge for 13608 snow blade	28-10755-108	70	\$1,404.00

Replaceable Steel Edge Kit			
steel edge for 13684 snow blade	28-10759-84	80	\$252.00
steel edge for 13696 snow blade	28-10759-96	90	\$288.00
steel edge for 13608 snow blade	28-10759-108	100	\$324.00

Top Flap - Reduces Snow Spillage			
top flap for 13684 snow blade	LAF6492	62	\$169.00
top flap for 13696 snow blade	LAF6493	64	\$194.00
top flap for 13608 snow blade	LAF6494	66	\$211.00

Continued Next Page

Prices subject to change without notice.
If you wish to be a Dealer contact (800) 456-7100.
All prices are in US dollars

(800) 456-7100 • (734) 996-9014 fax
www.paladinattachments.com

Snow Blades



5700 Series Snow Blades



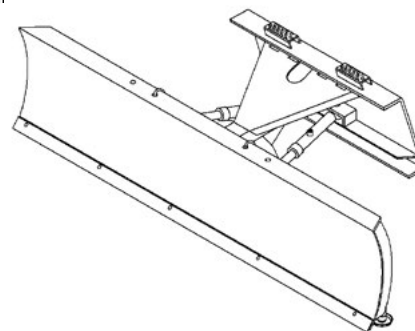
To order choose one from each group. Price includes Snow Blade & Universal SSL Mounting.

Hoses & Couplers included for skid steers only.

Carrier Specifications: Lift Capacity: <9,000 lbs. Operating Weight <11,000 lbs.

IMPORTANT: All replacement hydraulic hoses and fittings must have a minimum rated working pressure of 4000 psi.

NOTE: Shipping weights vary depending on loader mounting and packaging.



Specifications				
Model	Weight (approx)	Width	Height	Cutting Width @ 30° Angle
LAF5784	875 lbs	84"	32"	73"
LAF5796	930 lbs	96"	32"	83"
LAF5708	890 lbs	108"	32"	93"
LAF5720	1065 lbs	120"	32"	104"
LAF5732	1125 lbs	132"	32"	114"
LAF5744	1185 lbs	144"	32"	125"

GROUP 1 - SNOW BLADE CHECK LOADER CAPACITY BEFORE ORDERING		ORDER CODE	SHIP WEIGHT (LBS)	LIST PRICE
84" Snow Blade		LAF5784	935	\$3,755.00
96" Snow Blade		LAF5796	995	\$3,852.00
108" Snow Blade		LAF5708	1060	\$3,908.00
120" Snow Blade		LAF5720	1140	\$4,477.00
132" Snow Blade		LAF5732	1205	\$4,609.00
144" Snow Blade		LAF5744	1275	\$4,688.00

Price includes Hydraulic Cushion Kit (LAF1550) required on plows 120" and larger.

GROUP 2 - MOUNTING ADDITIONAL COST MAY APPLY		ORDER CODE	SHIP WEIGHT (LBS)	LIST PRICE
Contact Customer Service at (800) 456-7100				

OPTIONS - REPLACEMENT PARTS		ORDER CODE	SHIP WEIGHT (LBS)	LIST PRICE
Replacement edges - Steel and Rubber with hardware				
Optional Rubber edge Kit				
rubber edge for LAF5784 snow blade		LAF1551	123	\$540.00
rubber edge for LAF5796 snow blade		LAF1552	134	\$617.00
rubber edge for LAF5708 snow blade		LAF1553	145	\$690.00
rubber edge for LAF5720 snow blade		LAF1554	155	\$792.00
rubber edge for LAF5732 snow blade		LAF1555	166	\$848.00
rubber edge for LAF5744 snow blade		LAF1556	176	\$925.00

OPTIONS - REPLACEMENT PARTS CONTINUED NEXT PAGE

Continued Next Page



(800) 456-7100 • (734) 996-9014 fax
www.paladinattachments.com

Prices subject to change without notice.
If you wish to be a Dealer contact (800) 456-7100.
All prices are in US dollars

Snow Blades



5700 Series Snow Blades cont.



OPTIONS - REPLACEMENT PARTS CONT.	ORDER CODE	SHIP WEIGHT (LBS)	LIST PRICE
Replacement edges - Steel and Rubber with hardware			
Replaceable steel edge Kit			
steel edge for LAF5784 snow blade	10117	160	\$518.00
steel edge for LAF5796 snow blade	10118	176	\$502.00
steel edge for LAF5708 snow blade	10119	196	\$492.00
steel edge for LAF5720 snow blade	10120	207	\$620.00
steel edge for LAF5732 snow blade	10121	223	\$641.00
steel edge for LAF5744 snow blade	10122	239	\$599.00
Polyurethane Edge Kit			
polyurethane edge for LAF5784 snow blade	28-10755-84	60	\$1,092.00
polyurethane edge for LAF5796 snow blade	28-10755-96	65	\$1,248.00
polyurethane edge for LAF5708 snow blade	28-10755-108	70	\$1,404.00
polyurethane edge for LAF5720 snow blade	28-10755-120	75	\$1,560.00
polyurethane edge for LAF5732 snow blade	28-10755-132	80	\$1,716.00
polyurethane edge for LAF5744 snow blade	28-10755-144	85	\$1,872.00
Top Flap (reduces snow spillage)			
top flap for LAF5784 snow blade	LAF6492	62	\$169.00
top flap for LAF5796 snow blade	LAF6493	64	\$194.00
top flap for LAF5708 snow blade	LAF6494	66	\$211.00
top flap for LAF5720 snow blade	LAF6495	68	\$234.00
top flap for LAF5732 snow blade	LAF6497	70	\$264.00
top flap for LAF5744 snow blade	LAF6498	72	\$288.00
Hydraulic Cushion Kit (protects damage to cylinders)			
Hydraulic Cushion Kit (Included on ALL newly purchased models 120" wide and greater)	28-10446	10	\$575.00

Continued Next Page

Prices subject to change without notice.
If you wish to be a Dealer contact (800) 456-7100.
All prices are in US dollars

(800) 456-7100 • (734) 996-9014 fax
www.paladinattachments.com



PALADIN
POWERFUL ATTACHMENT TOOLS

Snow Blades



120 Series V Blade

To order choose one from each group. Price includes Snow Blade & Universal SSL Mounting.

Hoses & Couplers included for skid steers only.

IMPORTANT: Check capacity and limits of carrier before ordering. Add 1 foot to the carrier width when sizing a blade. All replacement hydraulic hoses and fittings must have a minimum rated working pressure of 4000 psi.

NOTE: Shipping weights vary depending on loader mounting and packaging.



Specifications

Model	Weight (Approx)	Height	Width (Straight)	Cutting Width at Full "V"	Cutting Width at Full "Scoop"	Cutting Width at Max Angle (30°)
12060	865 lbs	32.5"	60"	56"	48"	52"
12072	920 lbs	32.5"	72"	66.5"	58.5"	62.5"
12084	975 lbs	32.5"	84"	77"	69"	73"
12096	1020 lbs	32.5"	96"	87.5"	79.5"	83.5"
12008	1060 lbs	32.5"	108"	98"	90"	94"
12020	1110 lbs	32.5"	120"	108"	100.5"	104"

GROUP 1 - SNOW BLADE CHECK LOADER CAPACITY BEFORE ORDERING

	ORDER CODE	SHIP WEIGHT (LBS)	LIST PRICE
60" V-Snow Blade, hydraulic only controls	12060	925	\$4,885.00
72" V-Snow Blade, hydraulic only controls	12072	980	\$5,017.00
84" V-Snow Blade, hydraulic only controls	12084	1040	\$5,227.00
96" V-Snow Blade, hydraulic only controls	12096	1090	\$5,359.00
108" V-Snow Blade, hydraulic only controls	12008	1145	\$5,491.00
120" V-Snow Blade, hydraulic only controls	12020	1190	\$5,623.00
60" V-Snow Blade, hydraulic/electric controls	12060E	925	\$5,185.00
72" V-Snow Blade, hydraulic/electric controls	12072E	980	\$5,317.00
84" V-Snow Blade, hydraulic/electric controls	12084E	1040	\$5,527.00
96" V-Snow Blade, hydraulic/electric controls	12096E	1090	\$5,659.00
108" V-Snow Blade, hydraulic/electric controls	12008E	1145	\$5,791.00
120" V-Snow Blade, hydraulic/electric controls	12020E	1190	\$5,923.00

OPTIONS - REPLACEMENT PARTS

	ORDER CODE	SHIP WEIGHT (LBS)	LIST PRICE
Optional Polyurethane Edge Kit			
polyurethane edge Kit for 12060 & 12060E V-Blade	28-10646-60	75	\$538.00
polyurethane edge Kit for 12072 & 12072E V-Blade	28-10646-72	80	\$586.00
polyurethane edge Kit for 12084 & 12084E V-Blade	28-10646-84	85	\$648.00
polyurethane edge Kit for 12096 & 12096E V-Blade	28-10646-96	90	\$700.00
polyurethane edge Kit for 12008 & 12008E V-Blade	28-10646-108	95	\$757.00
polyurethane edge Kit for 12020 & 12020E V-Blade	28-10646-120	100	\$802.00

120 SERIES V-BLADE CONTINUED NEXT PAGE

Continued Next Page



(800) 456-7100 • (734) 996-9014 fax
www.paladinattachments.com

Prices subject to change without notice.
If you wish to be a Dealer contact (800) 456-7100.
All prices are in US dollars

Snow Blades

120 Series V Blade cont.



OPTIONS - REPLACEMENT PARTS CONT.		ORDER CODE	SHIP WEIGHT (LBS)	LIST PRICE
Deflector Kit - Reduces Snow Spillage				
deflector kit for 12060 & 12060E V-Blade		28-10717-60	40	\$258.00
deflector kit for 12072 & 12072E V-Blade		28-10717-72	45	\$273.00
deflector kit for 12084 & 12084E V-Blade		28-10717-84	50	\$287.00
deflector kit for 12096 & 12096E V-Blade		28-10717-96	55	\$301.00
deflector kit for 12008 & 12008E V-Blade		28-10717-108	60	\$314.00
deflector kit for 12020 & 12020E V-Blade		28-10717-120	65	\$327.00
Replacement Steel Edge Kit				
steel edge Kit for 12060 & 12060E V-Blade		28-10645-60	105	\$265.00
steel edge Kit for 12072 & 12072E V-Blade		28-10645-72	115	\$297.00
steel edge Kit for 12084 & 12084E V-Blade		28-10645-84	125	\$328.00
steel edge Kit for 12096 & 12096E V-Blade		28-10645-96	135	\$358.00
steel edge Kit for 12008 & 12008E V-Blade		28-10645-108	145	\$385.00
steel edge Kit for 12020 & 12020E V-Blade		28-10645-120	155	\$423.00
Marker Kit		11601	5	\$104.00
Hydraulic Only Control to Hydraulic/Electric Conversion Kit				
Conversion Kit		28-10705	20	\$917.00

Snow Blower



Price includes Snow Blower & Universal SSL Mounting.

Carrier Specifications: Pressure Output: <9,500 psi. Operating Weight <11,000 lbs.

IMPORTANT: All replacement hydraulic hoses and fittings must have a minimum rated working pressure of 4000 psi.

NOTE: Shipping weights vary depending on loader mounting and packaging.



Specifications

Model #	Weight (Approx)	Cutting Width	Cutting Height	Depth	Height	Auger Motors	Auger Dia.	Fan Dia.	PSI Range	GPM Range	Hose ID
Standard-Flow Models											
11048A	745 lbs	48"	25"	38"	57"	Single	14"	18"	2000-3000	8-14	.50"
11060C	795 lbs	60"	25"	38"	57"	Single	14"	18"	2000-3000	12-16	.50"
11060D	795 lbs	60"	25"	38"	57"	Single	14"	18"	2000-3000	14-21	.50"
11060E	795 lbs	60"	25"	38"	57"	Single	14"	18"	2000-3000	18-27	.50"
11072D	845 lbs	72"	25"	38"	57"	Single	14"	18"	2000-3000	14-21	.50"
11072E	845 lbs	72"	25"	38"	57"	Single	14"	18"	2000-3000	18-27	.50"
11078D	878 lbs	78"	25"	38"	57"	Single	14"	18"	2000-3000	14-21	.50"
11078E	878 lbs	78"	25"	38"	57"	Single	14"	18"	2000-3000	18-27	.50"
11084D	895 lbs	84"	25"	38"	57"	Single	14"	18"	2000-3000	14-21	.50"
11084E	895 lbs	84"	25"	38"	57"	Single	14"	18"	2000-3000	18-27	.50"

High-Flow Models

11072F	1150 lbs	72"	36"	43"	74"	Single	18"	26"	2500-3500	22-34	.75"
11072G	1160 lbs	72"	36"	43"	74"	Dual	18"	26"	2500-3500	19-34	.75"
11072H	1160 lbs	72"	36"	43"	74"	Dual	18"	26"	2500-3500	30-42	.75"
11078F	1200 lbs	78"	36"	43"	74"	Single	18"	26"	2500-3500	22-34	.75"
11078G	1200 lbs	78"	36"	43"	74"	Dual	18"	26"	2500-3500	19-34	.75"
11078H	1200 lbs	78"	36"	43"	74"	Dual	18"	26"	2500-3500	30-42	.75"
11084F	1190 lbs	84"	36"	43"	74"	Single	18"	26"	2500-3500	22-34	.75"
11084G	1240 lbs	84"	36"	43"	74"	Dual	18"	26"	2500-3500	19-34	.75"
11084H	1240 lbs	84"	36"	43"	74"	Dual	18"	26"	2500-3500	30-42	.75"
11096G	1320 lbs	96"	36"	43"	74"	Dual	18"	26"	2500-3500	19-34	.75"
11096H	1320 lbs	96"	36"	43"	74"	Dual	18"	26"	2500-3500	30-42	.75"

GROUP 1 - SNOW BLOWER

CHECK LOADER CAPACITY BEFORE ORDERING

ORDER CODE

SHIP
WEIGHT
(LBS)

LIST PRICE

Standard-Flow Snow Blower

48" Standard-Flow Snow Blower w/ GPM Range 8-13	11048A	800	\$6,905.00
60" Standard-Flow Snow Blower w/GPM Range 12-16	11060C	865	\$6,937.00
60" Standard-Flow Snow Blower w/GPM Range 14-21	11060D	865	\$6,937.00
60" Standard-Flow Snow Blower w/GPM Range 18-27	11060E	865	\$7,336.00
72" Standard-Flow Snow Blower w/GPM Range 14-21	11072D	925	\$7,099.00
72" Standard-Flow Snow Blower w/GPM Range 18-27	11072E	925	\$7,497.00
78" Standard-Flow Snow Blower w/GPM Range 14-21	11078D	960	\$7,203.00
78" Standard-Flow Snow Blower w/GPM Range 18-27	11078E	960	\$7,601.00
84" Standard-Flow Snow Blower w/GPM Range 14-21	11084D	1010	\$7,240.00
84" Standard-Flow Snow Blower w/GPM Range 18-27	11084E	1010	\$7,705.00

SNOW BLOWER CONTINUED NEXT PAGE

Continued Next Page



(800) 456-7100 • (734) 996-9014 fax
www.paladinattachments.com

Prices subject to change without notice.
If you wish to be a Dealer contact (800) 456-7100.
All prices are in US dollars

Snow Blower cont.



GROUP 1 - SNOW BLOWER CONT. CHECK LOADER CAPACITY BEFORE ORDERING		ORDER CODE	SHIP WEIGHT (LBS)	LIST PRICE
High-Flow Snow Blower				
72" High-Flow Snow Blower Single Motor w/GPM Range 22-34		11072F	1230	\$10,344.00
72" High-Flow Snow Blower Dual Motor w/GPM Range 19-34		11072G	1240	\$11,924.00
72" High-Flow Snow Blower Dual Motor w/GPM Range 30-42		11072H	1240	\$12,892.00
78" High-Flow Snow Blower Single Motor w/GPM Range 22-34		11078F	1275	\$10,412.00
78" High-Flow Snow Blower Dual Motor w/GPM Range 19-34		11078G	1285	\$12,123.00
78" High-Flow Snow Blower Dual Motor w/GPM Range 30-42		11078H	1285	\$12,997.00
84" High-Flow Snow Blower Single Motor w/GPM Range 22-34		11084F	1345	\$10,832.00
84" High-Flow Snow Blower Dual Motor w/GPM Range 19-34		11084G	1355	\$12,322.00
84" High-Flow Snow Blower Dual Motor w/GPM Range 30-42		11084H	1355	\$13,098.00
96" High-Flow Snow Blower Dual Motor w/GPM Range 19-34		11096G	1445	\$12,642.00
96" High-Flow Snow Blower Dual Motor w/GPM Range 30-42		11096H	1445	\$13,328.00

GROUP 2 - MOUNTING ADDITIONAL COST MAY APPLY		ORDER CODE	SHIP WEIGHT (LBS)	LIST PRICE
Contact Customer Service at (800) 456-7100 for available mounts. Additional cost may apply.				

GROUP 3 - HYDRAULIC CONTROL OPTIONS (CHOOSE ONE)		ORDER CODE	SHIP WEIGHT (LBS)	LIST PRICE
Control box with power lead		LAF9394-0000	5	\$174.00
Control box with wire harness for CAT pre-B (8-pin Deutsch)		07-10021	5	\$214.00
Control box with wire harness for standard flow attachments on CAT B and C (8-pin Deutsch)		07-10122	5	\$203.00
Control box with wire harness for high flow attachments on CAT B and C (8-pin Deutsch)		07-10170	5	\$372.00
Control box with wire harness for CNH, Bobcat, and JCB (14-pin Deutsch)		LAF9360	5	\$163.00
Control box with wire harness for CNH (8-pin rectangular)		LAF9393	5	\$128.00
Control box with wire harness for John Deere (3-pin Deutsch)		07-7338	5	\$155.00
Control box with wire harness for John Deere-8 button (14-pin Deutsch)		LAF9361	5	\$156.00
Control box with wire harness for John Deere EH control (14-pin Deutsch)		03-10057	5	\$371.00
Control box with wire harness for Komatsu (14-pin Deutsch)		07-10194	5	\$229.00
Control box with wire harness for Komatsu (8-pin Deutsch)		07-10057	5	\$343.00
Extension				
60" extension		07-7887	2	\$40.00

REPLACEMENT PARTS		ORDER CODE	SHIP WEIGHT (LBS)	LIST PRICE
Edge Cut SB .38" x 3" x 48" square holes .563"		LAF6547	15	\$63.00
Skid Shoe		LAF1485	8	\$44.00

OPTIONS		ORDER CODE	SHIP WEIGHT (LBS)	LIST PRICE
Truck Chute Kit for Snow Blower models 11072, 11078, 11084, 11096 (HF only)		28-10715	300	\$1,386.00
Independent Auxiliary Power Supply from rear PTO tank mount to 3-point 21.4 gpm at 3000 psi		11-5388	175	\$3,670.00

Prices subject to change without notice.
If you wish to be a Dealer contact (800) 456-7100.
All prices are in US dollars

(800) 456-7100 • (734) 996-9014 fax
www.paladinattachments.com



Snow Buckets



Price includes Snow Bucket & Universal SSL Mounting.

Carrier Specifications:

Med. Duty Bucket: lift capacities <5,000 lbs, operating weight <8,000 lbs

Heavy Duty Bucket: lift capacities <9,500 lbs, operating weight <11,000 lbs

NOTE: Shipping weights vary depending on loader mounting and packaging.



Specifications							
Model	Weight Approx	Width	Height A	Depth B	Leading Edge C	Capacity Struck	Capacity Heaped
11184	733 lbs	84"	29.9"	42.0"	29.7"	1.14 yd ³	1.47 yd ³
11196	795 lbs	96"	29.9"	42.0"	29.7"	1.31 yd ³	1.70 yd ³
11197	999 lbs	96"	37.6"	46.2"	32.5"	1.83 yd ³	2.36 yd ³
11101	820 lbs	101.5"	29.9"	42.0"	29.7"	1.40 yd ³	1.82 yd ³
11102	1020 lbs	101.5"	37.6"	46.2"	32.5"	1.95 yd ³	2.52 yd ³
11108	1078 lbs	108"	37.6"	46.2"	32.5"	2.07 yd ³	2.67 yd ³

GROUP 1 - SNOW BUCKET CHECK LOADER CAPACITY BEFORE ORDERING				ORDER CODE	SHIP WEIGHT (LBS)	LIST PRICE
Medium-Duty Snow Bucket						
84" OD Medium-Duty Snow Bucket				11184	733	\$1,741.00
96" OD Medium-Duty Snow Bucket				11196	795	\$1,857.00
101" OD Medium-Duty Snow Bucket				11101	820	1,900.00

Heavy-Duty Snow Bucket						
96" OD Heavy-Duty Snow Bucket				11197	999	\$2,304.00
101" OD Heavy-Duty Snow Bucket				11102	1020	\$2,328.00
108" OD Heavy-Duty Snow Bucket				11108	1078	\$2,361.00

GROUP 2 - MOUNTING ADDITIONAL COST MAY APPLY				ORDER CODE	SHIP WEIGHT (LBS)	LIST PRICE
Contact Customer Service at (800) 456-7100						

OPTIONS - REVERSIBLE CUTTING EDGE KIT				OPTIONAL BOLT ON EDGE	SHIP WEIGHT (LBS)	LIST PRICE
includes BOE, grade 8 plow bolts, lock washers & nuts Drilled for FFC Bolt-On Edge (Holes spaced 6" apart, center to center)						
For Bucket 11184-0022 (9 holes, 9.75" spacing)				16183	203	\$473.00
For Bucket 11196-0022 (16 holes, 6" spacing)				FFC10084	232	\$551.00
For Bucket 11197-0022 (16 holes, 6" spacing)				FFC10084	232	\$551.00
For Bucket 11101-0022 (17 holes, 6" spacing)				118960	247	\$586.00
For Bucket 11102-0022 (17 holes, 6" spacing)				118960	247	\$586.00
For Bucket 11108-0022 (18 holes, 6" spacing)				10094	254	\$641.00

Snow Pushes



228 Series (4ft x 4ft) Snow Push

To order choose one from each group. Price Includes Snow Push, Rubber Edge and Heavy Duty Snow Shoes. Price excludes mounting charges.

Carrier Specifications: Lift Capacity: <11,000 lbs; Operating Weight <32,000 lbs

NOTE: Shipping weights vary depending on loader mounting and packaging



228 Series (4 ft x 4 ft) Snow Push Specifications					
Model	Path Width	Working Height	Depth	Overall Width	Weight (approx)
22812	142.5"	48.8"	71.8"	149.7"	2485
22814	166.5"	48.8"	71.8"	173.7"	2660
22816	190.5"	48.8"	71.8"	197.7"	2835
22820	238.5"	48.8"	71.8"	245.7"	3185

GROUP 1 - SNOW PUSH		ORDER CODE	SHIP WEIGHT (LBS)	LIST PRICE
12 ft 228 Series 4x4 Snow Push		22812	2485	\$8,065.00
14 ft 228 Series 4x4 Snow Push		22814	2660	\$8,275.00
16 ft 228 Series 4x4 Snow Push		22816	2835	\$8,695.00
20 ft 228 Series 4x4 Snow Push		22820	3185	\$9,335.00

GROUP 2 - MOUNTING		ORDER CODE	SHIP WEIGHT (LBS)	LIST PRICE
Bucket Lip Mount		0057	N/A	\$225.00
Contact Customer Service at (800) 456-7100 for pricing and availability of alternative mounts.				

OPTIONS		ORDER CODE	SHIP WEIGHT (LBS)	LIST PRICE
Chain & Binder Kit		28-9213	N/A	\$484.00

REPLACEMENT PARTS		ORDER CODE	SHIP WEIGHT (LBS)	LIST PRICE
Rubber Edge Kits for Snow Push (Includes Hardware and Retaining Plates)				
Rubber Edge Kit for 12' Snow Push		28-10842-12	170	\$1,088.00
Rubber Edge Kit for 14' Snow Push		28-10842-14	190	\$1,224.00
Rubber Edge Kit for 16' Snow Push		28-10842-16	210	\$1,360.00
Rubber Edge Kit for 20' Snow Push		28-10842-20	260	\$1,496.00

Snow Shoe		ORDER CODE	SHIP WEIGHT (LBS)	LIST PRICE
Snow Shoe (1 shoe)		13-17627	130	\$809.00

Continued Next Page

Prices subject to change without notice.
If you wish to be a Dealer contact (800) 456-7100.
All prices are in US dollars

(800) 456-7100 • (734) 996-9014 fax
www.paladinattachments.com



PALADIN
POWERFUL ATTACHMENT TOOLS

Snow Pushes cont.



232 Series (Low Profile) Snow Push

To order choose one from each group. Price Includes Snow Push, Standard Snow Shoes, Rubber Edge and Universal SSL Mounting. Optional Heavy Duty Snow Shoes are available.

Carrier Specifications: Lift Capacity: <9,500 lbs; Operating Weight <11,500 lbs

NOTE: Shipping weights vary depending on loader mounting and packaging



232 Series (Low Profile) Snow Push Specifications

Model	Path Width	Working Height	Depth	Overall Width	Weight (approx)
23272-0022	71.5"	23.7"	38.1"	77.3"	525 lbs
23284-0022	83.5"	23.7"	38.1"	89.3"	570 lbs
23296-0022	95.5"	23.7"	38.1"	101.3"	610 lbs
23220-0022	119.5"	23.7"	38.1"	125.3"	705 lbs

GROUP 1 - SNOW PUSH

	ORDER CODE	SHIP WEIGHT (LBS)	LIST PRICE
6' 232 Series Low Profile Snow Push	23272-0022	605	\$2,799.00
7' 232 Series Low Profile Snow Push	23284-0022	670	\$2,885.00
8' 232 Series Low Profile Snow Push	23296-0022	735	\$3,253.00
10' 232 Series Low Profile Snow Push	23220-0022	865	\$3,646.00

GROUP 2 - MOUNTING

	ORDER CODE	SHIP WEIGHT (LBS)	LIST PRICE
Universal SSL Mount	0022	N/A	Included
Contact Customer Service at (800) 456-7100 for pricing and availability of alternative mounts.			

OPTIONS

	ORDER CODE	SHIP WEIGHT (LBS)	LIST PRICE
Pull Back Kit Without Rubber Edge			
Factory Installed (ordered with Snow Push)			
6' Pull Back Kit w/out Rubber Edge	28-10751-72	155*	\$415.00
7' Pull Back Kit w/out Rubber Edge	28-10751-84	175*	\$453.00
8' Pull Back Kit w/out Rubber Edge	28-10751-96	200*	\$492.00
10' Pull Back Kit w/out Rubber Edge	28-10751-120	250*	\$548.00

*Add weight to ordered Snow Push

Field Installed (After Market Kit)			
6' Pull Back Kit w/out Rubber Edge	28-10837-72	200	\$415.00
7' Pull Back Kit w/out Rubber Edge	28-10837-84	235	\$453.00
8' Pull Back Kit w/out Rubber Edge	28-10837-96	270	\$492.00
10' Pull Back Kit w/out Rubber Edge	28-10837-120	330	\$548.00

Pull Back Kit With Rubber Edge			
Factory Installed (ordered with Snow Push)			
6' Pull Back Kit with Rubber Edge	28-10753-72	185*	\$769.00
7' Pull Back Kit with Rubber Edge	28-10753-84	215*	\$838.00
8' Pull Back Kit with Rubber Edge	28-10753-96	245*	\$911.00
10' Pull Back Kit with Rubber Edge	28-10753-120	300*	\$1,015.00

*Add weight to ordered Snow Push

232 SERIES OPTIONS CONTINUED NEXT PAGE

Continued Next Page

Snow Pushes cont.



232 Series (Low Profile) Snow Push cont.

OPTIONS CONT.		ORDER CODE	SHIP WEIGHT (LBS)	LIST PRICE
Pull Back Kit With Rubber Edge cont.				
Field Installed (After Market Kit)				
6' Pull Back Kit with Rubber Edge		28-10838-72	235	\$769.00
7' Pull Back Kit with Rubber Edge		28-10838-84	275	\$838.00
8' Pull Back Kit with Rubber Edge		28-10838-96	315	\$911.00
10' Pull Back Kit with Rubber Edge		28-10838-120	380	\$1,015.00

REPLACEMENT PARTS		ORDER CODE	SHIP WEIGHT (LBS)	LIST PRICE
Rubber Edge Kits (Includes Hardware and Retaining Plates)				
6' Rubber Edge Kit for Snow Push or Pullback Kit		28-10840-72	70	\$423.00
7' Rubber Edge Kit for Snow Push or Pullback Kit		28-10840-84	80	\$479.00
8' Rubber Edge Kit for Snow Push or Pullback Kit		28-10840-96	90	\$513.00
10' Rubber Edge Kit for Snow Push or Pullback Kit		28-10840-120	110	\$582.00

Snow Shoes			
Standard Duty Snow Shoe (1 shoe)	LAF3605-0000	50	\$293.00
Heavy Duty Snow Shoe (1 shoe)	13-18356	60	\$409.00

233 Series (3ft x 3ft) Snow Push

To order choose one from each group. Price Includes Snow Push, Standard Snow Shoes, Rubber Edge and Universal SSL Mounting. Optional Heavy Duty Snow Shoes are available.

Carrier Specifications: Lift Capacity: <11,000 lbs; Operating Weight <20,000 lbs

NOTE: Shipping weights vary depending on loader mounting and packaging

233 Series (3ft x 3ft) Snow Push Specifications					
Model	Path Width	Working Height	Depth	Overall Width	Weight (approx)
23396	95.5"	41.3"	41.5"	101.5"	1100 lbs
23320	119.5"	41.3"	41.5"	125.5"	1230 lbs
23344	143.5"	41.3"	41.5"	149.5"	1375 lbs
23368	167.5"	41.3"	41.5"	173.5"	1505 lbs



GROUP 1 - SNOW PUSH		ORDER CODE	SHIP WEIGHT (LBS)	LIST PRICE
8' 233 Series 3x3 Snow Push		23396-0022	1,220	\$3,671.00
10' 233 Series 3x3 Snow Push		23320-0022	1,390	\$4,159.00
12' 233 Series 3x3 Snow Push		23344-0022	1,575	\$5,147.00
14' 233 Series 3x3 Snow Push		23368-0022	1,745	\$5,449.00

GROUP 2 - MOUNTING		ORDER CODE	SHIP WEIGHT (LBS)	LIST PRICE
Universal SSL Mount		0022	N/A	Included
Contact Customer Service at (800) 456-7100 for pricing and availability of alternative mounts.				
233 SERIES OPTIONS CONTINUED NEXT PAGE				

Continued Next Page

Prices subject to change without notice.
If you wish to be a Dealer contact (800) 456-7100.
All prices are in US dollars

(800) 456-7100 • (734) 996-9014 fax
www.paladinattachments.com



Snow Pushes cont.



233 Series (3ft x 3ft) Snow Push cont.

OPTIONS	ORDER CODE	SHIP WEIGHT (LBS)	LIST PRICE
Pull Back Kit Without Rubber Edge			
Factory Installed (ordered with Snow Push)			
8' Pull Back Kit w/out Rubber Edge	28-10751-96	200*	\$492.00
10' Pull Back Kit w/out Rubber Edge	28-10751-120	250*	\$548.00
12" Pull Back Kit w/out Rubber Edge	28-10751-144	290*	\$668.00
14" Pull Back Kit w/out Rubber Edge	28-10751-168	335*	\$1,587.00

**Add weight to ordered Snow Push*

Field Installed (After Market Kit)			
8' Pull Back Kit w/out Rubber Edge	28-10837-96	270	\$492.00
10' Pull Back Kit w/out Rubber Edge	28-10837-120	330	\$548.00
12" Pull Back Kit w/out Rubber Edge	28-10837-144	380	\$668.00
14" Pull Back Kit w/out Rubber Edge	28-10837-168	435	\$1,587.00

Pull Back Kit With Rubber Edge			
Factory Installed (ordered with Snow Push)			
8' Pull Back Kit with Rubber Edge	28-10753-96	245*	\$911.00
10' Pull Back Kit with Rubber Edge	28-10753-120	300*	\$1,015.00
12' Pull Back Kit with Rubber Edge	28-10753-144	350*	\$1,246.00
14' Pull Back Kit with Rubber Edge	28-10753-168	410*	\$2,938.00

**Add weight to ordered Snow Push*

Field Installed (After Market Kit)			
8' Pull Back Kit with Rubber Edge	28-10838-96	314	\$911.00
10' Pull Back Kit with Rubber Edge	28-10838-120	382	\$1,015.00
12' Pull Back Kit with Rubber Edge	28-10838-144	441	\$1,246.00
14' Pull Back Kit with Rubber Edge	28-10838-168	508	\$2,938.00

REPLACEMENT PARTS	ORDER CODE	SHIP WEIGHT (LBS)	LIST PRICE
Rubber Edge Kits (Includes Hardware and Retaining Plates)			
Rubber Edge Kits for Snow Push			
Rubber Edge Kit for 8' Snow Push	28-10841-96	130	\$743.00
Rubber Edge Kit for 10' Snow Push	28-10841-120	150	\$778.00
Rubber Edge Kit for 12' Snow Push	28-10841-144	170	\$1,090.00
Rubber Edge Kit for 14' Snow Push	28-10841-168	190	\$1,384.00

Rubber Edge Kits for Pullback Kit			
Rubber Edge Kit for 8' Pullback Kit	28-10840-96	90	\$513.00
Rubber Edge Kit for 10' Pullback Kit	28-10840-120	110	\$582.00
Rubber Edge Kit for 12' Pullback Kit	28-10840-144	125	\$773.00
Rubber Edge Kit for 14' Pullback Kit	28-10840-168	135	\$804.00

Snow Shoes			
Standard Duty Snow Shoe (1 shoe)	LAF3605-0000	50	\$293.00
Heavy Duty Snow Shoe (1 shoe)	13-18356	60	\$409.00

Continued Next Page

Snow Pushes cont.



Compact Tractor Snow Push

Carrier Specifications: Lift Capacity: <2,000 lbs; Operating Weight <4,000 lbs

NOTE: Shipping weights vary depending on loader mounting and packaging

Compact Tractor Snow Push Specifications					
Model	Path Width	Working Height	Depth	Overall Width	Weight (approx)
10707-60-0822	61.8"	30.8"	34"	62.3"	415 lbs
10707-72-0822	73.8"	30.8"	34"	74.3"	450 lbs
10707-84-0822	85.8"	30.8"	34"	86.3"	484 lbs
10707-96-0822	97.8"	30.8"	34"	98.3"	518 lbs



GROUP 1 - SNOW PUSH		ORDER CODE	SHIP WEIGHT (LBS)	LIST PRICE
Compact Tractor Snow Push includes Rubber Edge				
5 ft Compact Tractor Snow Push		10707-60-0822	500	\$1,590.00
6 ft Compact Tractor Snow Push		10707-72-0822	530	\$1,721.00
7 ft Compact Tractor Snow Push		10707-84-0822	580	\$1,780.00
8 ft Compact Tractor Snow Push		10707-96-0822	625	\$1,890.00


REPLACEMENT PARTS		ORDER CODE	SHIP WEIGHT (LBS)	LIST PRICE
Rubber Edge Kits (Includes Hardware and Retaining Plates)				
Rubber Edge Kit for 5' Snow Push		28-10840-60	60	\$342.00
Rubber Edge Kit for 6' Snow Push		28-10840-72	70	\$423.00
Rubber Edge Kit for 7' Snow Push		28-10840-84	80	\$479.00
Rubber Edge Kit for 8' Snow Push		28-10840-96	90	\$513.00

Compact Tractor Trip Edge Snow Push

Carrier Specifications: Lift Capacity: <4,000 lbs; Operating Weight <8,000 lbs

NOTE: Shipping weights vary depending on loader mounting and packaging

Compact Tractor Trip Edge Models Snow Push Specifications					
Model	Path Width	Working Height	Depth	Overall Width	Weight (approx)
10709-78-0822	72.9"	39.8"	44.1"	80.4"	850 lbs
10709-96-0822	90.9"	39.8"	44.1"	98.4"	930 lbs
10709-08-0822	102.9"	39.8"	44.1"	110.4"	990 lbs
10709-20-0822	112.4"	39.8"	44.1"	119.9"	1030 lbs



COMPACT TRACTOR TRIP EDGE SNOW PUSH CONTINUED NEXT PAGE

Continued Next Page

Prices subject to change without notice.
If you wish to be a Dealer contact (800) 456-7100.
All prices are in US dollars

(800) 456-7100 • (734) 996-9014 fax
www.paladinattachments.com



Snow Pushes cont.



COMPACT TRACTOR TRIP EDGE SNOW PUSH CONT.

GROUP 1 - SNOW PUSH		ORDER CODE	SHIP WEIGHT (LBS)	LIST PRICE
Compact Tractor Trip Edge Snow Push includes Steel Edge				
6.5 ft Compact Tractor Trip Edge Snow Push		10709-78-0822	920	\$2,640.00
8 ft Compact Tractor Trip Edge Snow Push		10709-96-0822	970	\$2,723.00
9 ft Compact Tractor Trip Edge Snow Push		10709-08-0822	1020	\$2,823.00
10 ft Compact Tractor Trip Edge Snow Push		10709-20-0822	1140	\$3,069.00

OPTIONS		ORDER CODE	SHIP WEIGHT (LBS)	LIST PRICE
Pull Back Kit Without Rubber Edge				
Factory Installed (ordered with Snow Push)				
6.5' Pull Back Kit w/out Rubber Edge		28-10468	180*	\$796.00
8' Pull Back Kit w/out Rubber Edge		28-10469	200*	\$817.00
9' Pull Back Kit w/out Rubber Edge		28-10470	215*	\$852.00
10' Pull Back Kit w/out Rubber Edge		28-10471	230*	\$871.00

**Add weight to ordered Snow Push*

Field Install (After Market Kit)				
6.5' Pull Back Kit w/out Rubber Edge for 10709-78 Snow Push		10740-FFC	230	\$796.00
8' Pull Back Kit w/out Rubber Edge for 10709-96 Snow Push		10730-FFC	255	\$817.00
9' Pull Back Kit w/out Rubber Edge for 10709-08 Snow Push		10731-FFC	275	\$852.00
10' Pull Back Kit w/out Rubber Edge for 10709-20 Snow Push		10732-FFC	295	\$871.00

Pull Back Kit With Rubber Edge				
Factory Installed (ordered with Snow Push)				
6.5' Pull Back Kit with Rubber Edge for 10709-78 Snow Push		28-10478	200*	\$975.00
8' Pull Back Kit with Rubber Edge for 10709-96 Snow Push		28-10479	225*	\$1,032.00
9' Pull Back Kit with Rubber Edge for 10709-08 Snow Push		28-10480	240*	\$1,096.00
10' Pull Back Kit with Rubber Edge for 10709-20 Snow Push		28-10481	260*	\$1,103.00

**Add weight to ordered Snow Push*

Field Install (After Market Kit)				
6.5' Pull Back Kit with Rubber Edge for 10709-78 Snow Push		28-10488	250	\$975.00
8' Pull Back Kit with Rubber Edge for 10709-96 Snow Push		28-10489	280	\$1,032.00
9' Pull Back Kit with Rubber Edge for 10709-08 Snow Push		28-10490	300	\$1,096.00
10' Pull Back Kit with Rubber Edge for 10709-20 Snow Push		28-10491	325	\$1,103.00

REPLACEMENT PARTS		ORDER CODE	SHIP WEIGHT (LBS)	LIST PRICE
Cutting Edge Kits (Includes Hardware)				
Steel Edge Kits for Snow Push				
Steel Edge Kit for 6.5' Snow Push		11614	100	\$224.00
Steel Edge Kit for 8' Snow Push		11610	120	\$251.00
Steel Edge Kit for 9' Snow Push		11611	140	\$285.00
Steel Edge Kit for 10' Snow Push		28-10839	160	\$461.00
Rubber Edge Kits for Pullback Kit				
Rubber Edge Kit for 6.5' Pullback Kit		28-10840-84	90	\$479.00
Rubber Edge Kit for 8' Pullback Kit		28-10840-96	110	\$513.00
Rubber Edge Kit for 9' Pullback Kit		28-10840-108	125	\$547.00
Rubber Edge Kit for 10' Pullback Kit		28-10840-120	135	\$582.00

Stump Grinder



To order choose one from each group.



GROUP 1 - STUMP GRINDER ASSEMBLY	ORDER CODE	SHIP WEIGHT (LBS)	LIST PRICE
SG26 standard flow - requires 26" diameter wheel	100319	720	\$6,509.00
SG30 high flow - requires 30" diameter wheel	100320	795	\$7,569.00

GROUP 2 - CONTROLS	ORDER CODE	SHIP WEIGHT (LBS)	LIST PRICE
complete control box and harness assembly for all skid steers (direct connect from battery to control valve)	104367	12	\$643.00
in-cab control box with 14 pin Deutsch Connector (use ONLY with 101096)	104368	15	\$742.00

Control Harnesses for In-Cab Controls (from attachment to loader arm)			
14 pin Deutsch Connector			
Case, New Holland, Volvo, Bobcat, Ditch Witch & Bradco 104368	101096	10	\$422.00
John Deere	108036	5	\$477.00
Bobcat	110627	5	\$286.00

8 pin Deutsch Connector			
ASV, CAT, Komatsu	108035	5	\$450.00

GROUP 3 - CUTTER WHEEL	ORDER CODE	SHIP WEIGHT (LBS)	LIST PRICE
26" square threaded single-bolt tooth	101234	140	\$1,256.00
26" bolt-on shark style tooth	101243	170	\$1,384.00
30" square threaded single-bolt tooth	100418	160	\$1,319.00
30" bolt-on shark style tooth	100416	215	\$1,415.00

GROUP 4 - HYDRAULIC KITS	ORDER CODE	SHIP WEIGHT (LBS)	LIST PRICE
(2) 72"x.62 hoses .50" flat face couplers (standard flow) 14 to 28 GPM	100983	15	\$236.00
(2) 88"x.62 hoses .50" flat face couplers (standard flow) 14 to 28 GPM	100984	10	\$255.00
(2) 72"x.75 hoses .625" flat face couplers (high flow) 29 to 44 GPM	101754	24	\$456.00
(2) 88"x.75 hoses .625" flat face couplers (high flow) 29 to 44 GPM	101755	28	\$534.00
(2) 72"x.75 hoses .75" flat face couplers (high flow) 29 to 44 GPM	102073	24	\$404.00
(2) 88"x.75 hoses .75" flat face couplers (high flow) 29 to 44 GPM	102074	28	\$467.00

REPLACEMENT PARTS	ORDER CODE	SHIP WEIGHT (LBS)	LIST PRICE
(28) replacement square tooth kit assembly	102075	15	\$605.00
(32) replacement bolt-on shark style tooth	102076	45	\$824.00

Prices subject to change without notice.
If you wish to be a Dealer contact (800) 456-7100.
All prices are in US dollars

(800) 456-7100 • (734) 996-9014 fax
www.paladinattachments.com



Sweeper Products Specifications Guide

Primary Prime Mover	Secondary Prime Movers	Product Name	Description	Sweeper Group	Mount Type	PTO Type	Brush Diameter
Commercial Turf Mowers	None	CTM	Commercial Turf Mower Angle Sweeper-Mechanical Drive	Angle Sweepers	Front Mount	Front	24"
	None	CTH	Commercial Turf Mower Angle Sweeper-Hydraulic Drive	Angle Sweepers	Front Mount	Front	26"
Compact Tractor Loaders	SSL	MRHL	Compact Tractor Loader Angle Sweeper-Hydraulic Drive	Angle Sweepers	Front Mount	N/A	26" or 30"
Compact Tractors	None	MRH	Compact Tractor Angle Sweeper-Hydraulic Drive	Angle Sweepers	Front Mount	Mid or Rear	26 or 30"
	None	RMRM	Compact Tractor Angle Sweeper-Mechanical 3-Point Drive	Angle Sweepers	3-Point Rear	Rear 540	24"
Large Trucks and Wheel Loaders	Large Articulated Loaders, Large Industrial or Agricultural Tractors, and Large Truck Carriers	HSA	High Speed Truck and Wheel Loader Angle Sweeper-Hydraulic Drive	Angle Sweepers	Front Mount	N/A	36"
	Large Tractors	LA	Truck and Wheel Loader Angle Sweeper-Hydraulic Drive	Angle Sweepers	Front Mount	N/A	32"
	Large Articulated Loaders with 2-5 yard capacity and Large Highway Trucks	WLA	Truck and Large Articulated Wheel Loader Angle Sweeper-Hydraulic Drive	Angle Sweepers	Front Mount	N/A	36'

Continued Next Page

Sweepers



Mechanical Angle	Hydraulic Angle	Brush Width	Quick Change Core	Feature Details	Application
Standard	Option	4, 5, 6 ft.	No	Gearbox and driveline from mower front PTO. Lift from mower arms.	Cleanup, dethatching lawns, snow removal, pavement
Standard	Option	4, 5, 6 ft.	Yes	Includes pump and hydraulic tank to power brush. Lift from mower arms. Storage stands included. 1,200-3,500 PSI.	Cleanup, dethatching lawns, snow removal, pavement
Standard	Option	4, 5, 6 ft.	Yes	Limited to SSLwith lift capacity < 1300 lbs. and CTL< 35hp. 2,000-2,500 PSI.	Cleanup, snow removal, pavement,
Standard	Option	4, 5, 6 ft.	Yes	Includes pump and hydraulic tank to power brush. Lift from tractor valve. Storage stands included. 1,200-3,500 PSI.	Cleanup, snow removal, pavement
Standard	Option	4, 5, 6 ft.	No	For tractors under 30 hp. Lifts with 3-Point arms. Gearbox and driveline powers broom from rear 540 and mount to Category I rear 3-Point.	Cleanup, snow removal, pavement
No	Standard	12, 14, 16 ft.	Yes	High speed brush, casters, standard Cat II or Cat III 3-point hitch. 16-80 GPM @ 2000-4000 PSI.	High speed, heavy duty cleanup
Standard	Option	8, 9 ft.	Yes	Casters and parallel arm mounting to follow ground contour are included. Various quick attach and direct pin-on mounts are available. Motor requires 20-50 GPM @2,000-3,500 PSI.	Heavy duty cleanup
Standard	Option	10, 12 ft.	Yes	Casters and parallel arm mounting to follow ground contour are included. Various quick attach and direct pin-on mounts are available. Mounts to loader arms, truck plow hitch, or tractor 3-Point. Dual Motors require 12-60 GPM @2,000-4,500 PSI.	Heavy duty cleanup

Continued Next Page

Prices subject to change without notice.
If you wish to be a Dealer contact (800) 456-7100.
All prices are in US dollars

(800) 456-7100 • (734) 996-9014 fax
www.paladinattachments.com



Sweepers



Sweeper Products Specifications Guide

Primary Prime Mover	Secondary Prime Movers	Product Name	Description	Sweeper Group	Mount Type	PTO Type	Brush Diameter
Skid Steers	None	QCSS Angle	SSL Angle Sweeper-Hydraulic Drive	Angle Sweepers	Front Mount	N/A	32"
	None	SB Hopper	SSL Collector Sweeper-Hydraulic Drive	Collector Sweepers	Front Mount	N/A	26"
	None	VRS Sweeper	SSL Collector Sweeper with Dust Abatement Capability-Hydraulic Drive	Collector Sweepers	Front Mount	N/A	26"
	None	VS	SSL Vacuum Collector Sweeper with Dust Abatement-Hydraulic Drive	Vacuum Collector Sweepers	Front Mount	N/A	26"
Trucks and Utility Loaders	None	Tow Behind	Tow Behind Angle Sweeper	Tow Behind Sweepers	Tow Behind	N/A	32'
Utility Tractor Loaders	Backhoes, Telehandler, Compact Wheel Loaders	QCTL	Utility Tractor Loader Angle Sweeper-Hydraulic Drive	Angle Sweepers	Front Mount	Option	32"
	TLB, Compact Wheel Loaders, Wheel Loaders, SSL	CS	Utility Tractor Loader Collector Sweeper-Hydraulic Drive	Collector Sweepers	Front Mount	N/A	26" or 32"
	TLB, Compact Wheel Loaders, Wheel Loaders	VCS	Utility Tractor Loader Collector Sweeper with Dust Abatement-Hydraulic Drive	Vacuum Collector Sweepers	Front Mount	N/A	26" or 32"

Continued Next Page



(800) 456-7100 • (734) 996-9014 fax
www.paladinattachments.com

Prices subject to change without notice.
If you wish to be a Dealer contact (800) 456-7100.
All prices are in US dollars

Mechanical Angle	Hydraulic Angle	Brush Width	Quick Change Core	Feature Details	Application
Standard	Option	5, 6, 7, 8 ft.	Yes	For SSL with 12-36 GPM @2000-3500 PSI. includes universal quick attach.	Heavy duty cleanup
No	No	5, 6, 7 ft.	Yes	Bi-directional brush, direct mount motor, and bucket style hopper. Includes universal quick attach. Dump bucket by lifting arms. Operating pressure is 2,000-3,500 PSI. A heavy duty bucket and cutting option is available.	Standard duty cleanup
No	No	5, 6, 7 ft.	Yes	Direct mount motor, 15-25 GPM. Vacuum-ready. Front caster and bucket-style bucket. High dump feature is standard.	Heavy duty cleanup
No	No	5, 6, 7 ft.	Yes	High dump, vacuum dust abatement, front caster. 15-25 GPM	Heavy duty cleanup
No	No	7, 8, 9 ft.	Yes	Multiple drive types and motor configurations are available	Heavy duty cleanup
Standard	Option	5, 6, 7 ft.	Yes	Requires 10-36 GPM flow @2,000-3,500 PSI. various quick attach and direct pin-on mounts available.	Heavy duty cleanup
No	No	6, 7, 8 ft.	Yes	High dump feature, casters and parallel arm mounting to follow ground contour are included. Motor requires 20-50 GPM @2,000-3,500 PSI. Various quick attach and direct pin-on mounts are available.	Heavy duty cleanup
No	No	6, 7, 8 ft.	Yes	Direct mount motor, 20-25 GPM. Includes front caster, universal quick attach, and high dump feature. Vacuum dust abatement system significantly reduces visible dust when sweeping and eliminates need for water dust abatement system.	Heavy duty cleanup

Continued Next Page

Prices subject to change without notice.
If you wish to be a Dealer contact (800) 456-7100.
All prices are in US dollars

(800) 456-7100 • (734) 996-9014 fax
www.paladinattachments.com

Sweepers



Sweeper Products Specifications

Primary Prime Mover	Secondary Prime Movers	Product Name	Description	Sweeper Group	Mount Type	PTO Type	Brush Diameter
Utility Tractors	None	AH/CH	Utility Tractor Angle Sweeper-PTO to Hydraulic Drive	Angle Sweepers	Front Mount	Front	32"
	None	RHFA	Utility Tractor Rear Mount Angle Sweeper-Mechanical 3-Point Drive	Angle Sweepers	3-Point Rear	Rear	32"
	None	HR	Utility Tractor High Raise Angle Sweeper-Hydraulic Drive	Angle Sweepers	Front Mount	Rear	36"
	None	RLH	Utility Tractor Rear Mount Angle Sweeper-Hydraulic Drive	Angle Sweepers	3-Point Rear	Rear Cat 1, 2	32"
Walk Behind	None	WSP36	Walk Behind Angle Sweeper	Walk Behind Sweepers	Walk Behind	N/A	24"
	None	WSP24	Walk Behind Angle Sweeper	Walk Behind Sweepers	Walk Behind	N/A	14"

Sweepers



Mechanical Angle	Hydraulic Angle	Brush Width	Quick Change Core	Feature Details	Application
Standard	No	5, 6, 7, 8, 9 ft.	Yes	For tractors > 35hp(AH), > 40hp(CH). Includes hydraulic pump, valve, and oil tank.	Heavy duty cleanup, paving, miling, snow
Standard	Option	5, 6, 7, 8 ft.	No	For large tractors with > 1000lb 3-point lift capacity. Gearbox and driveline powers broom from rear 540 and mount to Category I and II rear 3-Point.	Cleanup, snow removal, pavement
No	Standard	6, 7, 8 ft.	Yes	For tractors 35-40+ HP. Hydraulic pump valve, and tank included. Hydraulic lift and angle is standard. High raise feature lifts broom to approximately 38". Ground to center of core will vary with size.	Heavy duty cleanup, paving, miling, snow
Standard	No	5, 6, 7, 8, 9 ft.	Yes	For tractors >1,000lb 3-point. Includes mounting for Category I and II rear 3-Point. Lift with 3-point arms. Brush driven from tractor hydraulic systems or hydraulic system supplied with sweeper.	Cleanup, snow removal, pavement
No	No	36"	No	5 speeds forward, neutral, and reverse	Light duty cleanup
No	No	24"	No	Single speed, forward and reverse	Light duty cleanup

Prices subject to change without notice.
If you wish to be a Dealer contact (800) 456-7100.
All prices are in US dollars


(800) 456-7100 • (734) 996-9014 fax
www.paladinattachments.com



Sweepers



Commercial Turf Mower Angle Sweeper-Mechanical Drive (CTM)



To order choose one from each group.

Primary Prime Mover	Additional Prime Movers	Sweeper Group	Mount Type	PTO Type	Brush Diameter	Mechanical Angle	Hydraulic Angle	Brush Width	Quick Change Core	Feature Details	Application
Commercial Turf Mowers	None	Angle Sweepers	Front Mount	Front	24"	Standard	Option	4, 5, 6 ft.	No	Gearbox and driveline from mower front PTO. Lift from mower arms.	Cleanup, dethatching lawns, snow removal, pavement

GROUP 1 - BRUSH HEAD AND BRUSH MATERIAL

ORDER CODE SHIP WEIGHT (LBS) LIST PRICE

Mechanical Brush Head - All Polypropylene Brush

M24 4 ft mechanical brush head	M24P4A	223	\$1,643.00
M24 5 ft mechanical brush head	M24P5A	248	\$1,938.00
M24 6 ft mechanical brush head	M24P6A	273	\$2,327.00

Mechanical Brush Head - Polypropylene & Wire Brush

M24 4 ft mechanical brush head	M24C4A	223	\$1,643.00
M24 5 ft mechanical brush head	M24C5A	248	\$1,938.00
M24 6 ft mechanical brush head	M24C6A	273	\$2,327.00

GROUP 2 - MOUNTING AND SWING ASSEMBLY (ONE REQUIRED)

ORDER CODE SHIP WEIGHT (LBS) LIST PRICE

Contact Customer Service for Mounting Availability

manual angle mounting & swing for out-front mowers	CMSM	100	\$3,804.00
manual angle mounting & swing for walk behind mowers	WBMSM	100	\$3,365.00

OPTIONS

ORDER CODE SHIP WEIGHT (LBS) LIST PRICE

hydraulic angle no valve (for manual angle sweepers only)	11-4191	6	\$458.00
storage stands	13-0800	25	\$483.00
dirt deflector M24-4, M24-5	11-4414	25	\$544.00
side mount caster wheels	28-9543	35	\$500.00
frame mount caster wheels not available on all mountings	11-5818	35	\$494.00

Continued Next Page



(800) 456-7100 • (734) 996-9014 fax
www.paladinattachments.com

Prices subject to change without notice.
If you wish to be a Dealer contact (800) 456-7100.
All prices are in US dollars

Sweepers



Commercial Turf Mower Angle Sweeper-Hydraulic Drive (CTH)

To order choose one from each group.



Primary Prime Mover	Additional Prime Movers	Sweeper Group	Mount Type	PTO Type	Brush Diameter	Mechanical Angle	Hydraulic Angle	Brush Width	Quick Change Core	Feature Details	Application
Commercial Turf Mowers	None	Angle Sweepers	Front Mount	Front	26"	Standard	Option	4, 5, 6 ft.	Yes	Includes pump and hydraulic tank to power brush. Lift from mower arms. Storage stands included. 1,200-3,500 PSI.	Cleanup, dethatching lawns, snow removal, pavement

GROUP 1- BRUSH HEAD AND BRUSH MATERIAL

ORDER CODE

SHIP WEIGHT (LBS)

LIST PRICE

Front-Mount Hydraulic Drive Brush Head - All Polypropylene Brush GPM Range 8-15

S26 4 ft hydraulic brush head	S26P4SM14	340	\$2,629.00
S26 5 ft hydraulic brush head	S26P5SM14	370	\$2,629.00
S26 6 ft hydraulic brush head	S26P6SM14	400	\$3,018.00

Front-Mount Hydraulic Drive Brush Head - Polypropylene & Wire Brush

S26 4 ft hydraulic brush head	S26M4SM14	340	\$2,629.00
S26 5 ft hydraulic brush head	S26M5SM14	370	\$2,629.00
S26 6 ft hydraulic brush head	S26M6SM14	400	\$3,018.00

Front-Mount Hydraulic Drive Brush Head - All Polypropylene Brush

S26 4 ft hydraulic brush head	S26P4SM18	340	\$2,629.00
S26 5 ft hydraulic brush head	S26P5SM18	370	\$2,629.00
S26 6 ft hydraulic brush head	S26P6SM18	400	\$3,018.00

Front-Mount Hydraulic Drive Brush Head - Polypropylene & Wire Brush

S26 4 ft hydraulic brush head	S26M4SM18	340	\$2,629.00
S26 5 ft hydraulic brush head	S26M5SM18	370	\$2,629.00
S26 6 ft hydraulic brush head	S26M6SM18	400	\$3,018.00

GROUP 2 - MOUNTING AND SWING ASSEMBLY (ONE REQUIRED)

ORDER CODE

SHIP WEIGHT (LBS)

LIST PRICE

Contact Customer Service for Mounting Availability

mounting & swing with hydraulic pump and tank for out front mowers	CMSH	240	\$5,047.00
mounting & swing without hydraulic pump and tank for out front mowers	CMSMH	100	\$2,616.00

(requires 12 to 16 gpm at 2000 psi to operate sweeper)

OPTIONS

ORDER CODE

SHIP WEIGHT (LBS)

LIST PRICE

hydraulic angle no valve (for manual angle sweepers only)	11-4191	6	\$458.00
hydraulic angle with electric valve and box	11-5310	15	\$1,909.00

OPTIONS CONTINUED NEXT PAGE

Continued Next Page

Prices subject to change without notice.
If you wish to be a Dealer contact (800) 456-7100.
All prices are in US dollars

(800) 456-7100 • (734) 996-9014 fax
www.paladinattachments.com



Sweepers



Commercial Turf Mower Angle Sweeper-Hydraulic Drive (CTH) cont.

OPTIONS		ORDER CODE	SHIP WEIGHT (LBS)	LIST PRICE
Side Mount Caster Wheels	Prior to SN# 0713001	After SN# 0713001 Current Production		
side mount caster wheels S26	28-9890	28-10498	45	\$880.00
side mount caster wheels S30	28-9891	28-10499	55	\$1,497.00
Dirt Deflector				
dirt deflector S26/S30-4	28-9757	28-10162-4	25	\$558.00
dirt deflector S26/S30-5	28-9756	28-10162-5	30	\$558.00
dirt deflector S26/S30-6	28-9752	28-10162-6	35	\$757.00

Continued Next Page



(800) 456-7100 • (734) 996-9014 fax
www.paladinattachments.com

*Prices subject to change without notice.
If you wish to be a Dealer contact (800) 456-7100.
All prices are in US dollars*

Sweepers



Compact Tractor Loader Angle Sweeper-Hydraulic Drive (MRHL)



To order choose one from each group.

Primary Prime Mover	Additional Prime Movers	Sweeper Group	Mount Type	PTO Type	Brush Diameter	Mechanical Angle	Hydraulic Angle	Brush Width	Quick Change Core	Feature Details	Application
Compact Tractor Loaders	SSL	Angle Sweepers	Front Mount	N/A	26" or 30"	Standard	Option	4, 5, 6 ft.	Yes	Limited to SSL with lift capacity < 1300 lbs. and CTL < 35hp. 2,000-2,500 PSI.	Cleanup, snow removal, pavement

GROUP 1 - BRUSH HEAD AND BRUSH MATERIAL				ORDER CODE	SHIP WEIGHT (LBS)	LIST PRICE
26" DIAMETER BRUSH HEAD						
26" Diameter Brush Heads - All Polypropylene Brush GPM Range 8-15						
S26 4 ft hydraulic brush head				22248P	380	\$5,106.00
S26 5 ft hydraulic brush head				22260P	440	\$5,106.00
S26 6 ft hydraulic brush head				22272P	500	\$5,486.00
26" Diameter Brush Heads - Polypropylene & Wire Brush						
S26 4 ft hydraulic brush head				22248M	380	\$5,106.00
S26 5 ft hydraulic brush head				22260M	440	\$5,106.00
S26 6 ft hydraulic brush head				22272M	500	\$5,486.00
26" Diameter Brush Heads - All Polypropylene Brush GPM Range 10-18						
S26 4 ft hydraulic brush head				22249P	380	\$5,106.00
S26 5 ft hydraulic brush head				22261P	440	\$5,106.00
S26 6 ft hydraulic brush head				22273P	500	\$5,486.00
26" Diameter Brush Heads - Polypropylene & Wire Brush						
S26 4 ft hydraulic brush head				22249M	380	\$5,106.00
S26 5 ft hydraulic brush head				22261M	440	\$5,106.00
S26 6 ft hydraulic brush head				22273M	500	\$5,486.00
30" DIAMETER BRUSH HEAD						
30" Diameter Brush Heads - All Polypropylene Brush GPM Range 8-15						
S30 4 ft hydraulic brush head				22548P	480	\$5,960.00
S30 5 ft hydraulic brush head				22560P	540	\$5,960.00
S30 6 ft hydraulic brush head				22572P	600	\$6,340.00
30" Diameter Brush Heads - Polypropylene & Wire Brush						
S30 4 ft hydraulic brush head				22548M	480	\$5,960.00
S30 5 ft hydraulic brush head				22560M	540	\$5,960.00
S30 6 ft hydraulic brush head				22572M	600	\$6,340.00
GROUP 1 - BRUSH HEAD AND BRUSH MATERIAL CONTINUED NEXT PAGE						

Prices subject to change without notice.
If you wish to be a Dealer contact (800) 456-7100.
All prices are in US dollars

(800) 456-7100 • (734) 996-9014 fax
www.paladinattachments.com



Sweepers



Compact Tractor Loader Angle Sweeper-Hydraulic Drive (MRHL) cont.

GROUP 1 - BRUSH HEAD AND BRUSH MATERIAL CONT.		ORDER CODE	SHIP WEIGHT (LBS)	LIST PRICE
30" DIAMETER BRUSH HEAD CONT.				
30" Diameter Brush Heads - All Polypropylene Brush GPM Range 10-18				
S30 4 ft hydraulic brush head		22549P	480	\$5,960.00
S30 5 ft hydraulic brush head		22561P	540	\$5,960.00
S30 6 ft hydraulic brush head		22573P	600	\$6,341.00
S30 7 ft hydraulic brush head		22585P	660	\$6,721.00
30" Diameter Brush Heads - Polypropylene & Wire Brush				
S30 4 ft hydraulic brush head		22549M	480	\$5,960.00
S30 5 ft hydraulic brush head		22561M	540	\$5,960.00
S30 6 ft hydraulic brush head		22573M	600	\$6,341.00
S30 7 ft hydraulic brush head		22585M	660	\$6,721.00
GROUP 2 - ANGLE TYPE MANUAL OR HYDRAULIC (ONE REQUIRED)		ORDER CODE	SHIP WEIGHT (LBS)	LIST PRICE
manual angle change		M	n/a	included
hydraulic angle change with electric valve - 12 volt		H	22	\$1,424.00
hydraulic angle change with electric valve - 24 volt		H2	22	\$1,424.00
hydraulic angle change cylinder and 72" hoses only		H3	10	\$509.00
hydraulic angle change cylinder and 144" hoses		H4	20	\$540.00
hydraulic angle change cylinder only		H5	17	\$509.00
GROUP 3 - HYDRAULIC CONTROL OPTIONS		ORDER CODE	SHIP WEIGHT (LBS)	LIST PRICE
Control box with power lead		28-10754	5	\$231.00
Control box with wire harness for CAT pre-B (8-pin Deutsch)		07-10021	5	\$214.00
Control box with wire harness for standard flow attachments on CAT B and C (8-pin Deutsch)		07-10122	5	\$203.00
Control box with wire harness for high flow attachments on CAT B and C (8-pin Deutsch)		07-10170	5	\$372.00
Control box with wire harness for CNH, Bobcat, and JCB (14-pin Deutsch)		LAF9360	5	\$163.00
Control box with wire harness for CNH (8-pin rectangular)		LAF9393	5	\$128.00
Control box with wire harness for John Deere (3-pin Deutsch)		07-7338	5	\$155.00
Control box with wire harness for John Deere-8 button (14-pin Deutsch)		LAF9361	5	\$156.00
Control box with wire harness for John Deere EH control (14-pin Deutsch)		03-10057	5	\$371.00
Control box with wire harness for Komatsu (14-pin Deutsch)		07-10194	5	\$229.00
Control box with wire harness for Komatsu (8-pin Deutsch)		07-10057	5	\$343.00
Extension				
60" extension		07-7887	2	\$40.00
GROUP 4 - MOUNTING CONTINUED NEXT PAGE				

Continued Next Page



(800) 456-7100 • (734) 996-9014 fax
www.paladinattachments.com

Prices subject to change without notice.
If you wish to be a Dealer contact (800) 456-7100.
All prices are in US dollars

Sweepers



Compact Tractor Loader Angle Sweeper-Hydraulic Drive (MRHL) cont.

GROUP 4 - MOUNTING (ONE REQUIRED)		ORDER CODE	SHIP WEIGHT (LBS)	LIST PRICE
Contact Customer Service for Additional Mounting Availability				
universal skid steer mounting SAE J2513 for skid steers under 1300 lb lift capacity		0022	n/a	included

OPTIONS		ORDER CODE	SHIP WEIGHT (LBS)	LIST PRICE
conversion kit manual to hydraulic with box		11-5433	15	\$1,816.00
conversion kit manual to hydraulic without box		11-4191	6	\$458.00
3-point mounted hydraulic system with tank, PTO driven pump & pressure relief		11-7692	144	\$2,948.00
quick coupler kit for 3-point hydraulic system		28-10014	24	\$103.00

Dirt Deflector		Prior to SN# 0713001	After SN# 0713001 Current Production		
dirt deflector S26/S30-4		28-9757	28-10162-4	25	\$558.00
dirt deflector S26/S30-5		28-9756	28-10162-5	30	\$558.00
dirt deflector S26/S30-6		28-9752	28-10162-6	35	\$757.00
dirt deflector S30-7		28-9763	28-10162-7	40	\$834.00

Side Mount Caster Wheels		Prior to SN# 0713001	After SN# 0713001 Current Production		
side mount caster wheels S26		28-9890		45	\$540.00
side mount caster wheels S26			28-10498	45	\$880.00
side mount caster wheels S30		28-9891		55	\$1,144.00
side mount caster wheels S30			28-10499	55	\$1,497.00

Continued Next Page

Prices subject to change without notice.
If you wish to be a Dealer contact (800) 456-7100.
All prices are in US dollars

(800) 456-7100 • (734) 996-9014 fax
www.paladinattachments.com



PALADIN
POWERFUL ATTACHMENT TOOLS

Sweepers



Compact Tractor Angle Sweeper-Hydraulic Drive (MRH)

To order choose one from each group.



Primary Prime Mover	Additional Prime Movers	Sweeper Group	Mount Type	PTO Type	Brush Diameter	Mechanical Angle	Hydraulic Angle	Brush Width	Quick Change Core	Feature Details	Application
Compact Tractors	None	Angle Sweepers	Front Mount	Mid or Rear	26" or 30"	Standard	Option	4, 5, 6 ft.	Yes	Includes pump and hydraulic tank to power brush. Lift from tractor valve. Storage stands included. 1,200-3,500 PSI.	Cleanup, snow removal, pavement

GROUP 1 - BRUSH HEAD AND BRUSH MATERIAL

ORDER CODE

SHIP WEIGHT (LBS)

LIST PRICE

26" DIAMETER BRUSH HEAD

26" Diameter Brush Heads - All Polypropylene Brush GPM Range 8-15

S26 4 ft hydraulic brush head	S26P4SM14	340	\$2,629.00
S26 5 ft hydraulic brush head	S26P5SM14	370	\$2,629.00
S26 6 ft hydraulic brush head	S26P6SM14	400	\$3,018.00

26" Diameter Brush Heads - Polypropylene & Wire Brush

S26 4 ft hydraulic brush head	S26M4SM14	340	\$2,629.00
S26 5 ft hydraulic brush head	S26M5SM14	370	\$2,629.00
S26 6 ft hydraulic brush head	S26M6SM14	400	\$3,018.00

26" Diameter Brush Heads - All Polypropylene Brush GPM Range 10-18

S26 4 ft hydraulic brush head	S26P4SM18	340	\$2,629.00
S26 5 ft hydraulic brush head	S26P5SM18	370	\$2,629.00
S26 6 ft hydraulic brush head	S26P6SM18	400	\$3,018.00

26" Diameter Brush Heads - Polypropylene & Wire Brush

S26 4 ft hydraulic brush head	S26M4SM18	340	\$2,629.00
S26 5 ft hydraulic brush head	S26M5SM18	370	\$2,629.00
S26 6 ft hydraulic brush head	S26M6SM18	400	\$3,018.00

30" DIAMETER BRUSH HEAD

30" Diameter Brush Heads - All Polypropylene Brush GPM Range 8-15

S30 5 ft hydraulic brush head	S30P5SM14	420	\$3,483.00
S30 6 ft hydraulic brush head	S30P6SM14	450	\$3,916.00
S30 7 ft hydraulic brush head	S30P7SM14	480	\$4,305.00

GROUP 1 - BRUSH HEAD AND BRUSH MATERIAL CONTINUED NEXT PAGE

Continued Next Page



(800) 456-7100 • (734) 996-9014 fax
www.paladinattachments.com

Prices subject to change without notice.
If you wish to be a Dealer contact (800) 456-7100.
All prices are in US dollars

Sweepers



Compact Tractor Angle Sweeper-Hydraulic Drive (MRH) cont.

GROUP 1 - BRUSH HEAD AND BRUSH MATERIAL CONT.		ORDER CODE	SHIP WEIGHT (LBS)	LIST PRICE
30" Diameter Brush Heads - Polypropylene & Wire Brush				
S30 5 ft hydraulic brush head		S30M5SM14	420	\$3,483.00
S30 6 ft hydraulic brush head		S30M6SM14	450	\$3,916.00
S30 7 ft hydraulic brush head		S30M7SM14	480	\$4,305.00

30" Diameter Brush Heads - All Polypropylene Brush GPM Range 10-18				
S30 5 ft hydraulic brush head		S30P5SM18	420	\$3,483.00
S30 6 ft hydraulic brush head		S30P6SM18	450	\$3,916.00
S30 7 ft hydraulic brush head		S30P7SM18	480	\$4,305.00

30" Diameter Brush Heads - Polypropylene & Wire Brush				
S30 5 ft hydraulic brush head		S30M5SM18	420	\$3,483.00
S30 6 ft hydraulic brush head		S30M6SM18	450	\$3,916.00
S30 7 ft hydraulic brush head		S30M7SM18	480	\$4,305.00

GROUP 2- MOUNTING AND SWING ASSEMBLY (ONE REQUIRED)		ORDER CODE	SHIP WEIGHT (LBS)	LIST PRICE
Contact Customer Service for Mounting Availability				
rear mounted hydraulic pump & tank for compact utility tractors		THMSMR	240	\$5,139.00
mid mounted hydraulic pump & tank for compact utility tractors		THMSMM	240	\$4,501.00

OPTIONS		ORDER CODE	SHIP WEIGHT (LBS)	LIST PRICE
hydraulic angle no valve (for manual angle sweepers only)		11-4191	6	\$458.00
hydraulic angle with electric valve and box		11-5310	15	\$1,909.00
3-point mounted hydraulic system with tank, PTO driven pump & pressure relief		11-7692	144	\$2,948.00
quick coupler kit for 3-point hydraulic system		28-10014	24	\$103.00

Dirt Deflector	Prior to SN# 0713001	After SN# 0713001 Current Production		
dirt deflector S26/S30-4	28-9757	28-10162-4	25	\$558.00
dirt deflector S26/S30-5	28-9756	28-10162-5	30	\$558.00
dirt deflector S26/S30-6	28-9752	28-10162-6	35	\$757.00
dirt deflector S30-7	28-9763	28-10162-7	40	\$834.00

Side Mount Caster Wheels	Prior to SN# 0713001	After SN# 0713001 Current Production		
side mount caster wheels S26	28-9890		45	\$540.00
side mount caster wheels S26		28-10498	45	\$880.00
side mount caster wheels S30	28-9891		55	\$1,144.00
side mount caster wheels S30		28-10499	55	\$1,497.00

Continued Next Page

Prices subject to change without notice.
If you wish to be a Dealer contact (800) 456-7100.
All prices are in US dollars

(800) 456-7100 • (734) 996-9014 fax
www.paladinattachments.com



Sweepers



Compact Tractor Angle Sweeper-Mechanical 3-Point Drive (RMRM)



To order choose one from each group.



Primary Prime Mover	Additional Prime Movers	Sweeper Group	Mount Type	PTO Type	Brush Diameter	Mechanical Angle	Hydraulic Angle	Brush Width	Quick Change Core	Feature Details	Application
Compact Tractors	None	Angle Sweepers	3-Point Rear	Rear 540	24"	Standard	Option	4, 5, 6 ft.	No	For tractors under 30 hp. Lifts with 3-Point arms. Gearbox and driveline powers broom from rear 540 and mount to Category I rear 3-Point.	Cleanup, snow removal, pavement

GROUP 1 - BRUSH HEAD AND BRUSH MATERIAL

ORDER CODE SHIP WEIGHT (LBS) LIST PRICE

Mechanical Brush Head - All Polypropylene Brush

RM24 4 ft mechanical brush head	M24P4A	370	\$1,643.00
RM24 5 ft mechanical brush head	M24P5A	430	\$1,938.00
RM24 6 ft mechanical brush head	M24P6A	490	\$2,327.00

Mechanical Brush Head - Polypropylene & Wire Brush

RM24 4 ft mechanical brush head	M24C4A	370	\$1,643.00
RM24 5 ft mechanical brush head	M24C5A	430	\$1,938.00
RM24 6 ft mechanical brush head	M24C6A	490	\$2,327.00

GROUP 2 - MOUNTING & DRIVE (REQUIRED)

ORDER CODE SHIP WEIGHT (LBS) LIST PRICE

Category 1 3-Point mounting assembly	11-17383	135	\$2,893.00
--------------------------------------	----------	-----	------------

OPTIONS

ORDER CODE SHIP WEIGHT (LBS) LIST PRICE

hydraulic angle no valve	835615	6	\$458.00
storage stands	13-0800	25	\$483.00
side mount caster wheels	28-9543	35	\$500.00

Continued Next Page



(800) 456-7100 • (734) 996-9014 fax
www.paladinattachments.com

Prices subject to change without notice.
If you wish to be a Dealer contact (800) 456-7100.
All prices are in US dollars

Sweepers



High Speed Truck and Wheel Loader Angle Sweeper-Hydraulic Drive (HSA)

High Speed Front-Mount Hydraulic Drive for Large Articulated Loaders, Large Industrial or Agricultural Tractors, and Large Truck Carriers, high speed front-mount hydraulic drive Includes 36" diameter brush with quick-change core, high-speed brush wafers, high-speed casters, hydraulically-controlled air deflector to direct swept material, super-duty swing design, and linkage to follow ground contour. Unit standard with mounting for CAT II or CAT III 3-PT Hitch, with selected quick-attach, direct pin-on, and truck hitch mountings available at additional cost.

Dual hydraulic motor drive driven from carrier hydraulic system with range of combinations to accommodate flow and pressures from carrier between 16-80 GPM and 2000-4000 PSI. Brush speeds and available torque at brush will vary with flow and pressure available. Hydraulic angle standard. Note: hydraulic system NOT included in standard package (see Option section for optional hydraulic system if needed). Standard package presumes carrier will provide hydraulic power and control valves (3 required). Hydraulic hoses from carrier to sweeper assembly not included.



To order choose one from each group.

Note: Must Ship Via Flatbed Motor Freight, Call Customer Service for Estimate

Primary Prime Mover	Additional Prime Movers	Sweeper Group	Mount Type	PTO Type	Brush Diameter	Mechanical Angle	Hydraulic Angle	Brush Width	Quick Change Core	Application
Large Trucks and Wheel Loaders	Large Articulated Loaders, Large Industrial or Agricultural Tractors, and Large Truck Carriers	Angle Sweepers	Front Mount	N/A	36"	No	Standard	12, 14, 16 ft.	Yes	High speed, heavy duty cleanup

GROUP 1 - BRUSH HEAD AND BRUSH MATERIAL

ORDER CODE

SHIP WEIGHT (LBS)

LIST PRICE

Note: Call Customer Service for Specific Flow, Pressure, and Speed Values

16-40 GPM Range 11.9/11.9 cu in Motors

Hydraulic Drive Brush Head - All Polypropylene Brush

HSA 12 ft high speed hydraulic drive brush head	21443P	2950	\$28,000.00
HSA 14 ft high speed hydraulic drive brush head	21467P	3450	\$29,600.00
HSA 16 ft high speed hydraulic drive brush head	21491P	3950	\$31,200.00

Hydraulic Drive Brush Head - Polypropylene and Wire Brush

HSA 12 ft high speed hydraulic drive brush head	21443C	3000	\$28,000.00
HSA 14 ft high speed hydraulic drive brush head	21467C	3500	\$29,600.00
HSA 16 ft high speed hydraulic drive brush head	21491C	4000	\$31,200.00

20-60 GPM Range 11.9/23.9 cu in Motors

Hydraulic Drive Brush Head - All Polypropylene Brush

HSA 12 ft high speed hydraulic drive brush head	21444P	3000	\$28,100.00
HSA 14 ft high speed hydraulic drive brush head	21468P	3500	\$29,700.00
HSA 16 ft high speed hydraulic drive brush head	21492P	4000	\$31,300.00

GROUP 1 - BRUSH HEAD AND MATERIAL CONTINUED NEXT PAGE

Continued Next Page

Prices subject to change without notice.
If you wish to be a Dealer contact (800) 456-7100.
All prices are in US dollars

(800) 456-7100 • (734) 996-9014 fax
www.paladinattachments.com



Sweepers



High Speed Truck and Wheel Loader Angle Sweeper-Hydraulic Drive (HSA) cont.

GROUP 1 - BRUSH HEAD AND BRUSH MATERIAL CONT.		ORDER CODE	SHIP WEIGHT (LBS)	LIST PRICE
20-60 GPM Range 11.9/23.9 cu in Motors				
Hydraulic Drive Brush Head - Polypropylene and Wire Brush				
HSA 12 ft high speed hydraulic drive brush head		21444C	3050	\$28,100.00
HSA 14 ft high speed hydraulic drive brush head		21468C	3500	\$29,700.00
HSA 16 ft high speed hydraulic drive brush head		21492C	4050	\$31,300.00
24-80 GPM Range 23.9/23.9 cu in Motors				
Hydraulic Drive Brush Head - All Polypropylene Brush				
HSA 12 ft high speed hydraulic drive brush head		21445P	3050	\$28,200.00
HSA 14 ft high speed hydraulic drive brush head		21469P	3550	\$29,800.00
HSA 16 ft high speed hydraulic drive brush head		21493P	4050	\$31,400.00
Hydraulic Drive Brush Head - Polypropylene and Wire Brush				
HSA 12 ft high speed hydraulic drive brush head		21445C	3100	\$28,200.00
HSA 14 ft high speed hydraulic drive brush head		21469C	3600	\$29,800.00
HSA 16 ft high speed hydraulic drive brush head		21493C	4100	\$31,400.00
GROUP 2 - MOUNTING (ONE REQUIRED)		ORDER CODE	SHIP WEIGHT (LBS)	LIST PRICE
Contact Customer Service for Mounting Availability				
Mounting Assembly (3-PT Hitch CAT II or CAT III)			N/A	included
Mounting Assembly (General Truck Plow Mount Blank for Custom Modification)				\$3,355.00
Mounting Assembly (Specific Loader, Quick Attach, Plow Hitch, as available)				varies
OPTIONS - HYDRAULIC (ONE REQUIRED)		ORDER CODE	SHIP WEIGHT (LBS)	LIST PRICE
Hydraulic Control Package				
Electrical control boxes with wire harness for in-cab installation by customer to control left/right angle and up/down deflector. Includes hose replacements for brush head. Hoses are not included from hydraulic control package to carrier. Note: this kit is Not required if optional "Hydraulic Power Pack" below is selected.				
12 VDC Brush Head		H	x	\$2,600.00
24 VDC Brush Head		H2	x	\$2,800.00
Hydraulic angle change cylinder only		H5	x	\$1,018.00
Hydraulic Power Pack				
PTO-Driven 3-PT Cat II Mounted Hydraulic System		28-10756	x	\$17,500.00
Includes PTO-mounted pump, hydraulic oil cooler, and "Hydraulic Control Package" listed above. Pump output as follows:				
540 RPM Carrier PTO Speed 44gpm @3100psi		1000 RPM Carrier PTO Speed 80gpm @3100psi		

Continued Next Page



(800) 456-7100 • (734) 996-9014 fax
www.paladinattachments.com

Prices subject to change without notice.
If you wish to be a Dealer contact (800) 456-7100.
All prices are in US dollars

Sweepers



Truck and Wheel Loader Angle Sweeper-Hydraulic Drive (LA)



To order choose one from each group.

Primary Prime Mover	Additional Prime Movers	Sweeper Group	Mount Type	PTO Type	Brush Diameter	Mechanical Angle	Hydraulic Angle	Brush Width	Quick Change Core	Feature Details	Application
Large Trucks and Wheel Loaders	Large Tractors	Angle Sweepers	Front Mount	N/A	32"	Standard	Option	8, 9 ft.	Yes	Casters and parallel arm mounting to follow ground contour are included. Various quick attach and direct pin-on mounts are available. Motor requires 20-50 GPM @2,000-3,500 PSI.	Heavy duty cleanup

GROUP 1 - BRUSH HEAD AND BRUSH MATERIAL

	ORDER CODE	SHIP WEIGHT (LBS)	LIST PRICE
Hydraulic Drive Brush Head - All Polypropylene Brush			
QC 8 ft hydraulic drive brush head	22197P	1612	\$13,068.00
QC 9 ft hydraulic drive brush head	22109P	1682	\$13,652.00

Hydraulic Drive Brush Head - Polypropylene and Wire Brush			
QC 8 ft hydraulic drive brush head	22197M	1612	\$13,068.00
QC 9 ft hydraulic drive brush head	22109M	1682	\$13,652.00

GROUP 2 - ANGLE TYPE MANUAL OR HYDRAULIC (ONE REQUIRED)

	ORDER CODE	SHIP WEIGHT (LBS)	LIST PRICE
manual angle change	M	15	\$176.00
hydraulic angle change with electric valve - 12 volt electric valve and control	H	40	\$1,831.00
hydraulic angle change with electric valve - 24 volt electric valve and control	H2	40	\$1,831.00
hydraulic angle change cylinder and 72" hoses only	H3	10	\$509.00
hydraulic angle change cylinder and 144" hoses no valve	H4	30	\$646.00
hydraulic angle change cylinder only	H5	17	\$509.00
5 ft of extra cable	07-7155	2	\$164.00

GROUP 3 - MOUNTING (ONE REQUIRED)

	ORDER CODE	SHIP WEIGHT (LBS)	LIST PRICE
Contact Customer Service for Pricing & Mount			
mounting assembly	LAF1661	n/a	varies
OPTIONS CONTINUED NEXT PAGE			

Continued Next Page

Prices subject to change without notice.
If you wish to be a Dealer contact (800) 456-7100.
All prices are in US dollars

(800) 456-7100 • (734) 996-9014 fax
www.paladinattachments.com



Sweepers



Truck and Wheel Loader Angle Sweeper-Hydraulic Drive (LA)

OPTIONS	ORDER CODE	SHIP WEIGHT (LBS)	LIST PRICE
storage stands	28-10397	60	included
sight indicator flag	11-5897	10	\$264.00
sight indicator ball	28-9965	10	\$314.00
Caster Options			
swing etc with heavy-duty tapered roller bearing casters	TRC	n/a	\$624.00
swing etc with heavy-duty solid caster wheels	SC	30	\$1,265.00
Sprinkler Kits			
sprinkler system fits all nozzles and mounts to hood 12 volt	28-10114	24	\$725.00
sprinkler system fits all nozzles and mounts to hood 24 volt	28-10115	25	\$840.00
sprinkler system tank 25 gallon with mounting and shut-off	28-9524	75	\$791.00
sprinkler system tank 85 gallon with mounting and shut-off	28-4318	125	\$1,989.00
Independent Hydraulic System Pump Drive			
from rear PTO tank mount to 3-Point 20 GPM with pressure relief	11-7691	150	\$2,865.00
quick coupler kit for 3-Point hydraulic system	28-10014	24	\$103.00
180 Hood - Factory Installed			
for QC-8	28-10311-8	65	\$523.00
for QC-9	28-10311-9	70	\$529.00
180 Hood - Field Installed			
for QC-8	28-10361-8	65	\$523.00
for QC-9	28-10361-9	70	\$529.00
Drape Deflector Includes 180 Hood - Factory Installed			
for QC-8	28-10312-8	80	\$726.00
for QC-9	28-10312-9	85	\$785.00
Drape Deflector Includes 180 Hood -Field Installed			
for QC-8	28-10362-8	80	\$726.00
for QC-9	28-10362-9	85	\$785.00

Continued Next Page



(800) 456-7100 • (734) 996-9014 fax
www.paladinattachments.com

Prices subject to change without notice.
If you wish to be a Dealer contact (800) 456-7100.
All prices are in US dollars

Sweepers



Truck and Large Articulated Wheel Loader Angle Sweeper-Hydraulic Drive (WLA)



To order choose one from each group.

Note: Must Ship Via Flatbed Motor Freight, Call Customer Service for Estimate

Primary Prime Mover	Additional Prime Movers	Sweeper Group	Mount Type	PTO Type	Brush Diameter	Mechanical Angle	Hydraulic Angle	Brush Width	Quick Change Core	Feature Details	Application
Large Trucks and Wheel Loaders	Large Articulated Loaders with 2-5 yard capacity and Large Highway Trucks	Angle Sweepers	Front Mount	N/A	36"	Standard	Option	10, 12 ft.	Yes	Casters and parallel arm mounting to follow ground contour are included. Various quick attach and direct pin-on mounts are available. Mounts to loader arms, truck plow hitch, or tractor 3-Point. Dual Motors require 12-60 GPM @2,000-4,500 PSI.	Heavy duty cleanup

GROUP 1 - BRUSH HEAD AND BRUSH MATERIAL

ORDER CODE

SHIP WEIGHT (LBS)

LIST PRICE

Hydraulic Drive Brush Head - All Polypropylene Brush GPM Range 12-30, PSI Range 3000-4500

WLA 10 ft hydraulic drive brush head	21319P	1943	\$15,279.00
WLA 12 ft hydraulic drive brush head	21343P	2332	\$16,609.00

Hydraulic Drive Brush Head - Polypropylene and Wire Brush

WLA 10 ft hydraulic drive brush head	21319M	1943	\$15,279.00
WLA 12 ft hydraulic drive brush head	21343M	2332	\$16,609.00

Hydraulic Drive Brush Head - All Polypropylene Brush GPM Range 18-45, PSI Range 2300-4000

WLA 10 ft hydraulic drive brush head	21320P	1943	\$15,279.00
WLA 12 ft hydraulic drive brush head	21344P	2332	\$16,609.00

Hydraulic Drive Brush Head - Polypropylene and Wire Brush

WLA 10 ft hydraulic drive brush head	21320M	1943	\$15,279.00
WLA 12 ft hydraulic drive brush head	21344M	2332	\$16,609.00

Hydraulic Drive Brush Head - All Polypropylene Brush GPM Range 24-60, PSI Range 2000-3500

WLA 10 ft hydraulic drive brush head	21321P	1943	\$15,279.00
WLA 12 ft hydraulic drive brush head	21345P	2332	\$16,609.00

Hydraulic Drive Brush Head - Polypropylene and Wire Brush

WLA 10 ft hydraulic drive brush head	21321M	1943	\$15,279.00
WLA 12 ft hydraulic drive brush head	21345M	2332	\$16,609.00

WLA SWEEPER CONTINUED NEXT PAGE

Continued Next Page

Prices subject to change without notice.
If you wish to be a Dealer contact (800) 456-7100.
All prices are in US dollars

(800) 456-7100 • (734) 996-9014 fax
www.paladinattachments.com



Truck and Large Articulated Wheel Loader Angle Sweeper-Hydraulic Drive (WLA) cont.

GROUP 2 - ANGLE TYPE MANUAL OR HYDRAULIC (ONE REQUIRED)		ORDER CODE	SHIP WEIGHT (LBS)	LIST PRICE
manual angle change		M	15	\$185.00
hydraulic angle change with electric valve - 12 volt electric valve and control		H	40	\$1,925.00
hydraulic angle change with electric valve - 24 volt electric valve and control		H2	40	\$1,925.00
hydraulic angle change cylinder and 72" hoses only		H3	10	\$509.00
hydraulic angle change cylinder and 144" hoses no valve		H4	30	\$679.00
hydraulic angle change cylinder only		H5	17	\$509.00
5 ft of extra cable for H or H2		07-7155	2	\$164.00

GROUP 3 - MOUNTING (ONE REQUIRED)		ORDER CODE	SHIP WEIGHT (LBS)	LIST PRICE
Contact Customer Service for Mounting Availability				
mounting assembly		varies	n/a	varies

OPTIONS		ORDER CODE	SHIP WEIGHT (LBS)	LIST PRICE
case drain kit for loaders with more than 750 PSI back pressure at 250 RPM		28-10040	60	\$196.00

Sprinkler Systems - Factory Installed				
sprinkler system tank 85 gallon with mounting and shut-off		28-10076	125	\$1,888.00
10ft & 12ft sprinkler system pump, filter, nozzles, 24 volt		28-10113	30	\$1,324.00

Sprinkler Systems - Field Installed				
sprinkler system tank 85 gallon with mounting and shut-off		28-4318	125	\$1,989.00
10ft & 12ft sprinkler system pump, filter, nozzles, 12 volt		28-9928	30	\$1,324.00
10ft & 12ft sprinkler system pump, filter, nozzles, 24 volt		28-10092	30	\$1,299.00

180 Hood - Factory Installed				
for WLA-10		28-10104-10	65	\$853.00
for WLA-12		28-10104-12	70	\$919.00

180 Hood - Field Installed				
for WLA-10		28-9932-10	65	\$835.00
for WLA-12		28-9932-12	70	\$901.00

Drape Deflector Includes 180 Hood - Factory Installed				
for WLA-10		28-10093-10	80	\$1,191.00
for WLA-12		28-10093-12	85	\$1,257.00

Drape Deflector Includes 180 Hood - Field Installed				
for WLA-10		28-9927-10	80	\$1,168.00
for WLA-12		28-9927-12	85	\$1,233.00

Continued Next Page

Sweepers



SSL Angle Sweeper-Hydraulic Drive (QCSS Angle)

To order choose one from each group.



Primary Prime Mover	Additional Prime Movers	Sweeper Group	Mount Type	PTO Type	Brush Diameter	Mechanical Angle	Hydraulic Angle	Brush Width	Quick Change Core	Feature Details	Application
Skid Steers	None	Angle Sweepers	Front Mount	N/A	32"	Standard	Option	5, 6, 7, 8 ft.	Yes	For SSL with 10-36 GPM @2000-3500 PSI. Includes universal quick attach.	Heavy duty cleanup

GROUP 1 - BRUSH HEAD AND BRUSH MATERIAL

ORDER CODE

SHIP WEIGHT (LBS)

LIST PRICE

BRUSH HEAD WITH SINGLE MOTOR - 10-18 GPM, 2000-3500 PSI

Brush Head with Single 18" Cubic Inch Motor (SM18) - All Polypropylene Brush GPM Range 10-18

QC 5 ft hydraulic drive brush head	22059P	793	\$5,890.00
QC 6 ft hydraulic drive brush head	22071P	852	\$5,890.00
QC 7 ft hydraulic drive brush head	22083P	915	\$6,088.00

Brush Head with Single Motor - Polypropylene & Wire Brush

QC 5 ft hydraulic drive brush head	22059M	793	\$5,890.00
QC 6 ft hydraulic drive brush head	22071M	852	\$5,890.00
QC 7 ft hydraulic drive brush head	22083M	915	\$6,088.00

BRUSH HEAD WITH SINGLE MOTOR - 12-25 GPM, 2000-3000 PSI

Brush Head with Single Motor - All Polypropylene Brush GPM Range 12-25

QC 5 ft hydraulic drive brush head	22060P	831	\$5,890.00
QC 6 ft hydraulic drive brush head	22072P	890	\$5,890.00
QC 7 ft hydraulic drive brush head	22084P	953	\$6,088.00
QC 8 ft hydraulic drive brush head	22096P	1020	\$6,287.00

Brush Head with Single Motor - Polypropylene & Wire Brush

QC 5 ft hydraulic drive brush head	22060M	831	\$5,890.00
QC 6 ft hydraulic drive brush head	22072M	890	\$5,890.00
QC 7 ft hydraulic drive brush head	22084M	953	\$6,088.00
QC 8 ft hydraulic drive brush head	22096M	1020	\$6,287.00

BRUSH HEADS CONTINUED NEXT PAGE

Continued Next Page

Prices subject to change without notice.
If you wish to be a Dealer contact (800) 456-7100.
All prices are in US dollars

(800) 456-7100 • (734) 996-9014 fax
www.paladinattachments.com



PALADIN
POWERFUL ATTACHMENT TOOLS

Sweepers



SSL Angle Sweeper-Hydraulic Drive (QCSS Angle) cont.

GROUP 1 - BRUSH HEAD AND BRUSH MATERIAL		ORDER CODE	SHIP WEIGHT (LBS)	LIST PRICE
BRUSH HEAD WITH DUAL MOTOR - 20-36 GPM, 2000-3500 PSI				
Brush Head with Dual Motor - All Polypropylene Brush GPM Range 20-36				
QC 5 ft hydraulic drive brush head		22061P	831	\$6,775.00
QC 6 ft hydraulic drive brush head		22073P	890	\$6,775.00
QC 7 ft hydraulic drive brush head		22085P	953	\$6,973.00
QC 8 ft hydraulic drive brush head		22097P	1020	\$7,172.00

Brush Head with Dual Motor - Polypropylene & Wire Brush				
QC 5 ft hydraulic drive brush head		22061M	831	\$6,775.00
QC 6 ft hydraulic drive brush head		22073M	890	\$6,775.00
QC 7 ft hydraulic drive brush head		22085M	953	\$6,973.00
QC 8 ft hydraulic drive brush head		22097M	1020	\$7,172.00

GROUP 2 - ANGLE TYPE MANUAL OR HYDRAULIC (ONE REQUIRED)		ORDER CODE	SHIP WEIGHT (LBS)	LIST PRICE
Contact Customer Service for Mounting Information on Specific Tractors				
manual angle change		M	n/a	included
hydraulic angle change with electric valve 12 volt		H	22	\$1,280.00
hydraulic angle change with electric valve 24 volt		H2	22	\$1,424.00
hydraulic angle change cylinder and 72" hoses only		H3	10	\$509.00
hydraulic angle change cylinder and 144" hoses		H4	20	\$509.00
hydraulic angle change cylinder only		H5	17	\$509.00

GROUP 3 - HYDRAULIC CONTROL OPTIONS (ONE REQUIRED)		ORDER CODE	SHIP WEIGHT (LBS)	LIST PRICE
Control box with power lead		28-10754	5	\$231.00
Control box with wire harness for CAT pre-B (8-pin Deutsch)		07-10021	5	\$214.00
Control box with wire harness for standard flow attachments on CAT B and C (8-pin Deutsch)		07-10122	5	\$203.00
Control box with wire harness for high flow attachments on CAT B and C (8-pin Deutsch)		07-10170	5	\$372.00
Control box with wire harness for CNH, Bobcat, and JCB (14-pin Deutsch)		LAF9360	5	\$163.00
Control box with wire harness for CNH (8-pin rectangular)		LAF9393	5	\$128.00
Control box with wire harness for John Deere (3-pin Deutsch)		07-7338	5	\$155.00
Control box with wire harness for John Deere-8 button (14-pin Deutsch)		LAF9361	5	\$156.00
Control box with wire harness for John Deere EH control (14-pin Deutsch)		03-10057	5	\$371.00
Control box with wire harness for Komatsu (14-pin Deutsch)		07-10194	5	\$229.00
Control box with wire harness for Komatsu (8-pin Deutsch)		07-10057	5	\$343.00
60" of extra cable for H or H2		07-7887	2	\$40.00

GROUP 4 CONTINUED NEXT PAGE

Continued Next Page



(800) 456-7100 • (734) 996-9014 fax
www.paladinattachments.com

Prices subject to change without notice.
If you wish to be a Dealer contact (800) 456-7100.
All prices are in US dollars

Sweepers



SSL Angle Sweeper-Hydraulic Drive (QCSS Angle) cont.

GROUP 4 - MOUNTING (ONE REQUIRED)	ORDER CODE	SHIP WEIGHT (LBS)	LIST PRICE
Contact Customer Service for Additional Mounting Availability			
universal skid steer mounting SAE J2513	0022	n/a	included

OPTIONS	ORDER CODE	SHIP WEIGHT (LBS)	LIST PRICE
sight indicator flag	11-5897	10	\$264.00
sight indicator ball	28-9965	10	\$314.00

Sprinkler Kits			
pump filter nozzles sprinkler system fits all nozzles mounts to hood, no tank	28-9919	25	\$753.00
sprinkler system tank 25 gallon with shut-off	28-4319	75	\$489.00

180 Hood - Factory Installed			
for QC-5	28-10311-5	50	\$321.00
for QC-6	28-10311-6	55	\$387.00
for QC-7	28-10311-7	60	\$456.00
for QC-8	28-10311-8	65	\$523.00

180 Hood - Field Installed			
for QC-5	28-10361-5	50	\$321.00
for QC-6	28-10361-6	55	\$387.00
for QC-7	28-10361-7	60	\$456.00
for QC-8	28-10361-8	65	\$523.00

Drape Deflector Includes 180 Hood - Factory Installed			
for QC-5	28-10312-5	65	\$600.00
for QC-6	28-10312-6	70	\$600.00
for QC-7	28-10312-7	75	\$662.00
for QC-8	28-10312-8	80	\$726.00

Drape Deflector Includes 180 Hood - Field Installed			
for QC-5	28-10362-5	65	\$600.00
for QC-6	28-10362-6	70	\$600.00
for QC-7	28-10362-7	75	\$662.00
for QC-8	28-10362-8	80	\$726.00

Continued Next Page

Prices subject to change without notice.
If you wish to be a Dealer contact (800) 456-7100.
All prices are in US dollars

(800) 456-7100 • (734) 996-9014 fax
www.paladinattachments.com



PALADIN
POWERFUL ATTACHMENT TOOLS

Sweepers



SSL Collector Sweeper-Hydraulic Drive (SB Hopper)

To order choose one from each group.



Primary Prime Mover	Additional Prime Movers	Sweeper Group	Mount Type	PTO Type	Brush Diameter	Mechanical Angle	Hydraulic Angle	Brush Width	Quick Change Core	Feature Details	Application
Skid Steers	None	Collector Sweepers	Front Mount	N/A	26"	No	No	5, 6, 7 ft.	Yes	Bi-directional brush, direct mount motor, and bucket style hopper. Includes universal quick attach. Dump bucket by lifting arms. Operating pressure is 2,000-3,500 PSI. A heavy duty bucket and cutting option is available.	Standard duty cleanup

Specifications		
Brush Head Size	Overall Width	Hopper Capacity
5 ft hydraulic drive brush head	66"	13.9 ft ³
6 ft hydraulic drive brush head	78"	16.8 ft ³
7 ft hydraulic drive brush head	90"	19.8 ft ³

GROUP 1 - BRUSH HEAD AND BRUSH MATERIAL		ORDER CODE	SHIP WEIGHT (LBS)	LIST PRICE
STANDARD SB HOPPER				
Brush Head - All Polypropylene Brush GPM Range 10-18				
SB Hopper 5 ft hydraulic drive brush head		20559P	808	\$4,689.00
SB Hopper 6 ft hydraulic drive brush head		20571P	916	\$5,097.00
SB Hopper 7 ft hydraulic drive brush head		20583P	1033	\$5,507.00
Brush Head - Polypropylene & Wire Brush				
SB Hopper 5 ft hydraulic drive brush head		20559M	808	\$4,689.00
SB Hopper 6 ft hydraulic drive brush head		20571M	916	\$5,097.00
SB Hopper 7 ft hydraulic drive brush head		20583M	1033	\$5,507.00
Brush Head - All Polypropylene Brush GPM Range 15-25				
SB Hopper 5 ft hydraulic drive brush head		20560P	955	\$4,689.00
SB Hopper 6 ft hydraulic drive brush head		20572P	1063	\$5,097.00
SB Hopper 7 ft hydraulic drive brush head		20584P	1183	\$5,507.00
Brush Head - Polypropylene & Wire Brush				
SB Hopper 5 ft hydraulic drive brush head		20560M	955	\$4,689.00
SB Hopper 6 ft hydraulic drive brush head		20572M	1063	\$5,097.00
SB Hopper 7 ft hydraulic drive brush head		20584M	1183	\$5,507.00
GROUP 1 STANDARD SB HOPPER CONTINUED NEXT PAGE				

Continued Next Page



(800) 456-7100 • (734) 996-9014 fax
www.paladinattachments.com

Prices subject to change without notice.
If you wish to be a Dealer contact (800) 456-7100.
All prices are in US dollars

Sweepers



SSL Collector Sweeper-Hydraulic Drive (SB Hopper) cont.

GROUP 1 - BRUSH HEAD AND BRUSH MATERIAL CONT.			
	ORDER CODE	SHIP WEIGHT (LBS)	LIST PRICE
COLD PLANER SPECIAL SWEEPERS - USE AFTER MILLING, HEAVIER DESIGN WITH CENTER BRUSHES DENSELY PACKED			
Brush Head - All Polypropylene - 5 ft. Brush GPM Range 15-25			
Inches of Densely-Packed Center Brushes			
16" - 36" (16", 18", 24", 30", 36")	specify inches		\$630.00
>36" (40", 48", 60", 72", 84")	specify inches		\$945.00

GROUP 2 - MOUNTING (ONE REQUIRED)			
	ORDER CODE	SHIP WEIGHT (LBS)	LIST PRICE
Contact Customer Service for Mounting Availability			
universal skid steer mounting SAE J2513	0022	n/a	included

Replacement			
0.5" x 4.0" edge for 60" bucket (11.25" bolt spacing)	28-10370-5	65	\$146.00
0.5" x 4.0" edge for 72" bucket (11.25" bolt spacing)	28-10370-6	77	\$161.00
0.5" x 4.0" edge for 84" bucket (11.25" bolt spacing)	28-10370-7	90	\$187.00

Heavy Duty Option			
0.63" x 6.0" edge for 60" bucket (11.25" bolt spacing)	28-10722-5	65	\$146.00
0.63" x 6.0" edge for 72" bucket (11.25" bolt spacing)	28-10722-6	77	\$161.00
0.63" x 6.0" edge for 84" bucket (11.25" bolt spacing)	28-10722-7	90	\$187.00

OPTIONS			
	ORDER CODE	SHIP WEIGHT (LBS)	LIST PRICE
Heavy Duty Bucket Option			
heavy duty bucket option	-022HD	varies	\$890.00

Sprinkler Kits			
sprinkler kit without tank	20001	31	\$916.00
sprinkler kit includes 25 gallon tank	20002	47	\$1,457.00

Gutter Brush Kits - Factory Installed			
gutter brush kit poly brush	28-10323-P	89	\$1,436.00
gutter brush kit wire brush	28-10323-W	95	\$1,436.00

Gutter Brush Kits - Field Installed			
gutter brush kit poly brush	28-10327-P	89	\$1,436.00
gutter brush kit wire brush	28-10327-W	95	\$1,436.00

Continued Next Page

Prices subject to change without notice.
If you wish to be a Dealer contact (800) 456-7100.
All prices are in US dollars

(800) 456-7100 • (734) 996-9014 fax
www.paladinattachments.com



Sweepers



SSL Collector Sweeper with Dust Abatement Capability-Hydraulic Drive (VRS)

To order choose one from each group.



Primary Prime Mover	Additional Prime Movers	Sweeper Group	Mount Type	PTO Type	Brush Diameter	Mechanical Angle	Hydraulic Angle	Brush Width	Quick Change Core	Feature Details	Application
Skid Steers	None	Collector Sweepers	Front Mount	N/A	26"	No	No	5, 6, 7 ft.	Yes	Direct mount motor, 15-25 GPM. Vacuum-ready. Front caster and bucket-style bucket. High dump feature is standard.	Heavy duty cleanup

GROUP 1 - BRUSH HEAD AND BRUSH MATERIAL

	ORDER CODE	SHIP WEIGHT (LBS)	LIST PRICE
Hydraulic Drive Brush Head - All Polypropylene Brush			
VRS 5 ft hydraulic drive brush head	VRS5P	1235	\$6,295.00
VRS 6 ft hydraulic drive brush head	VRS6P	1351	\$6,809.00
VRS 7 ft hydraulic drive brush head	VRS7P	1467	\$7,915.00

Hydraulic Drive Brush Head - Polypropylene and Wire Brush			
VRS 5 ft hydraulic drive brush head	VRS5M	1235	\$6,295.00
VRS 6 ft hydraulic drive brush head	VRS6M	1351	\$6,809.00
VRS 7 ft hydraulic drive brush head	VRS7M	1467	\$7,915.00

GROUP 2 - MOUNTING (ONE REQUIRED)

Contact Customer Service for Additional Mounting Availability

	ORDER CODE	SHIP WEIGHT (LBS)	LIST PRICE
universal skid steer mounting SAE J2513	0022	n/a	included

Note: some skid steer loaders require special brackets supplied by the OEM manufacturer to attach the chains for the high dump feature. Check with the skid steer dealer for information on brackets required.

OPTIONS

	ORDER CODE	SHIP WEIGHT (LBS)	LIST PRICE
sprinkler kit without tank	28-9140	31	\$678.00
Sprinkler System - Factory Installed			
sprinkler kit includes 25 gallon tank 12 volt	28-10136	47	\$1,128.00
sprinkler kit includes 25 gallon tank 24 volt	28-10137	47	\$1,128.00
Sprinkler System - Field Installed			
sprinkler kit includes 25 gallon tank 12 volt	28-9139	47	\$1,128.00
sprinkler kit includes 25 gallon tank 24 volt	28-9193	47	\$1,128.00

OPTIONS GUTTER BRUSH ASSEMBLY CONTINUED NEXT PAGE

Continued Next Page



(800) 456-7100 • (734) 996-9014 fax
www.paladinattachments.com

Prices subject to change without notice.
If you wish to be a Dealer contact (800) 456-7100.
All prices are in US dollars

Sweepers



SSL Collector Sweeper with Dust Abatement Capability-Hydraulic Drive (VRS) cont.

OPTIONS CONT.		ORDER CODE	SHIP WEIGHT (LBS)	LIST PRICE
Gutter Brush Assembly - Factory Installed				
gutter brush assembly poly		28-10323-P	90	\$1,436.00
gutter brush assembly wire		28-10323-W	90	\$1,436.00
dual gutter brush assembly poly		28-10324-P	180	\$2,871.00
dual gutter brush assembly wire		28-10324-W	180	\$2,871.00
Gutter Brush Assembly - Field Installed				
gutter brush assembly poly		28-10327-P	90	\$1,436.00
gutter brush assembly wire		28-10327-W	90	\$1,436.00
Field Installed Vacuum Dust Suppression System				
VRS-5 field installed vacuum dust suppression system		28-10280-5	150	\$6,560.00
VRS-6 field installed vacuum dust suppression system		28-10280-6	160	\$6,812.00
VRS-7 field installed vacuum dust suppression system		28-10280-7	170	\$7,065.00

Continued Next Page

Prices subject to change without notice.
If you wish to be a Dealer contact (800) 456-7100.
All prices are in US dollars

(800) 456-7100 • (734) 996-9014 fax
www.paladinattachments.com



PALADIN
POWERFUL ATTACHMENT TOOLS

Sweepers



SSL Vacuum Collector Sweeper with Dust Abatement-Hydraulic Drive (VS)



To order choose one from each group.



Primary Prime Mover	Additional Prime Movers	Sweeper Group	Mount Type	PTO Type	Brush Diameter	Mechanical Angle	Hydraulic Angle	Brush Width	Quick Change Core	Feature Details	Application
Skid Steers	None	Vacuum Collector Sweepers	Front Mount	N/A	26"	No	No	5, 6, 7 ft.	Yes	High dump, vacuum dust abatement, front caster. 15-25 GPM	Heavy duty cleanup

GROUP 1 - BRUSH HEAD AND BRUSH MATERIAL

ORDER CODE SHIP WEIGHT (LBS) LIST PRICE

Hydraulic Drive Brush Head - All Polypropylene Brush

VS 5 ft hydraulic drive brush head	VS5P	1446	\$12,107.00
VS 6 ft hydraulic drive brush head	VS6P	1562	\$12,622.00
VS 7 ft hydraulic drive brush head	VS7P	1678	\$13,439.00

Hydraulic Drive Brush Head - Polypropylene and Wire Brush

VS 5 ft hydraulic drive brush head	VS5M	1446	\$12,107.00
VS 6 ft hydraulic drive brush head	VS6M	1562	\$12,622.00
VS 7 ft hydraulic drive brush head	VS7M	1678	\$13,439.00

GROUP 2 - MOUNTING (ONE REQUIRED)

Contact Customer Service for Additional Mounting Availability

ORDER CODE SHIP WEIGHT (LBS) LIST PRICE

universal skid steer mounting SAE J2513	0022	n/a	included
---	------	-----	----------

Note: some skid steer loaders require special brackets supplied by the OEM manufacturer to attach the chains for the high dump feature. Check with the skid steer dealer for information on brackets required.

GROUP 3 - FILTER SHAKER CONTROL SWITCH (ONE REQUIRED)

ORDER CODE SHIP WEIGHT (LBS) LIST PRICE

control box with power lead	28-10754	5	\$231.00
control wire harness for Bobcat, Case & New Holland 14 pin	LAF9360	5	\$163.00
control wire harness for Case 8 pin	LAF9393	5	\$128.00
control wire harness for Komatsu 8 pin	07-10057	5	\$343.00
control wire harness for Cat 8 pin	07-10021	5	\$214.00
control wire harness for John Deere 14 pin	LAF9361	5	\$156.00
control wire harness for John Deere 3 pin	07-7338	5	\$155.00
5 ft of extra cable	07-7155	2	\$164.00

VS SWEEPER CONTINUED NEXT PAGE

Continued Next Page



(800) 456-7100 • (734) 996-9014 fax
www.paladinattachments.com

Prices subject to change without notice.
If you wish to be a Dealer contact (800) 456-7100.
All prices are in US dollars

SSL Vacuum Collector Sweeper with Dust Abatement-Hydraulic Drive (VS) cont.

OPTIONS		ORDER CODE	SHIP WEIGHT (LBS)	LIST PRICE
<i>Note: Vacuum should not be used when operating gutter broom(s)</i>				
replacement vacuum filter		07-6679	n/a	\$330.00
Gutter Brush Assembly - Factory Installed				
gutter brush assembly poly		28-10323-P	90	\$1,436.00
gutter brush assembly wire		28-10323-W	90	\$1,436.00
dual gutter brush assembly poly		28-10324-P	180	\$2,871.00
dual gutter brush assembly wire		28-10324-W	180	\$2,871.00
Gutter Brush Assembly - Field Installed				
gutter brush assembly poly		28-10327-P	90	\$1,436.00
gutter brush assembly wire		28-10327-W	90	\$1,436.00

Continued Next Page

Prices subject to change without notice.
If you wish to be a Dealer contact (800) 456-7100.
All prices are in US dollars

(800) 456-7100 • (734) 996-9014 fax
www.paladinattachments.com



PALADIN
POWERFUL ATTACHMENT TOOLS

Sweepers



Tow Behind Angle Sweeper

Select Tow-Behind of Choice

8 and 9 foot units are shipped in two pieces, dealer/customer to install.



Primary Prime Mover	Additional Prime Movers	Sweeper Group	Mount Type	PTO Type	Brush Diameter	Mechanical Angle	Hydraulic Angle	Brush Width	Quick Change Core	Feature Details	Application
Trucks and Utility Loaders	None	Tow Behind Sweepers	Tow Behind	N/A	32"	No	No	7, 8, 9 ft.	Yes	Multiple drive types and motor configurations are available	Heavy duty cleanup

TBTD Hydraulic Traction Drive Specifications

Model	Width	Brush Diameter	Weight (Approx)
TBTD7	84"	32"	3340 lbs
TBTD8	96"	32"	3440 lbs
TBTD9	108"	32"	3540 lbs

TBH Series Specifications

Model	Width	Brush Diameter	Weight (Approx)
TBH7	84"	32"	2500 lbs
TBH8	96"	32"	2600 lbs
TBH9	108"	32"	2700 lbs

TBCP Series Specifications

Model	Width	Brush Diameter	Weight (Approx)
TBCP7	84"	32"	2500 lbs
TBCP8	96"	32"	2600 lbs

TBTH Series Specifications

Model	Width	Brush Diameter	Weight (Approx)
TBTH7	84"	32"	2300 lbs
TBTH8	96"	32"	2400 lbs
TBTH9	108"	32"	2500 lbs

TBTD HYDRAULIC TRACTION DRIVE (POWERED BY SWEEPER WHEELS)

SHIP WEIGHT
(LBS)

LIST PRICE

Hydraulic brush drive is driven by the sweeper wheels. No engine or power from the towing vehicle is required. Comes with manual hydraulic lift and angle

TBTD7	2300	Contact Sweepster for pricing
TBTD8	3440	Contact Sweepster for pricing
TBTD9	3540	Contact Sweepster for pricing

TBCP SERIES

SHIP WEIGHT
(LBS)

LIST PRICE

Single motor hydraulic brush drive is powered by a 31.5 hp gasoline engine or a 33 hp water cooled diesel engine. Hydraulic lift and manual angle are standard. A wide variety of engine choices and options are available.

TBCP7	2500	Contact Sweepster for pricing
TBCP8	2600	Contact Sweepster for pricing

TBH SERIES GEAR PUMP OR GAS OR DIESEL

SHIP WEIGHT
(LBS)

LIST PRICE

Dual motor hydraulic brush drive is powered by a 31hp water cooled gasoline engine or a 33 hp water cooled diesel engine. Hydraulic angle and lift and in cab controls are standard.

TBH7	2500	Contact Sweepster for pricing
TBH8	2600	Contact Sweepster for pricing
TBH9	2700	Contact Sweepster for pricing

TOW BEHIND SWEEPER CONTINUED NEXT PAGE

Continued Next Page



(800) 456-7100 • (734) 996-9014 fax
www.paladinattachments.com

Prices subject to change without notice.
If you wish to be a Dealer contact (800) 456-7100.
All prices are in US dollars

Sweepers



Tow Behind Angle Sweeper cont.

TBTH		SHIP WEIGHT (LBS)	LIST PRICE
Dual motor hydraulic brush drive is powered by the vehicle hydraulic system. Hydraulic lift and manual angle are standard.			
TBTH7		2300	Contact Sweepster for pricing
TBTH8		2400	Contact Sweepster for pricing
TBTH9		2500	Contact Sweepster for pricing

OPTIONS	LIST PRICE
3 or 4 wheel design, adjustable swing hitch, electro-hydraulic system to lift and swing with a switch, in cab controls, 180 degree hood and deflector, sight indicators, tail lights, strobe lights, 8 and 9 foot widths, fenders, water cooled diesel engine, spare tire and more.	Contact Sweepster for pricing

Continued Next Page

Prices subject to change without notice.
If you wish to be a Dealer contact (800) 456-7100.
All prices are in US dollars

(800) 456-7100 • (734) 996-9014 fax
www.paladinattachments.com



Sweepers



Utility Tractor Loader Angle Sweeper-Hydraulic Drive (QCTL)



To order choose one from each group.

Primary Prime Mover	Additional Prime Movers	Sweeper Group	Mount Type	PTO Type	Brush Diameter	Mechanical Angle	Hydraulic Angle	Brush Width	Quick Change Core	Feature Details	Application
Utility Tractor Loaders	Backhoes, Telehandler, Compact Wheel Loaders	Angle Sweepers	Front Mount	Option	32"	Standard	Option	5, 6, 7 ft.	Yes	Requires 10-36 GPM flow @2,000-3,500 PSI. various quick attach and direct pin-on mounts available.	Heavy duty cleanup

GROUP 1 - BRUSH HEAD AND BRUSH MATERIAL

ORDER CODE SHIP WEIGHT (LBS) LIST PRICE

BRUSH HEAD WITH SINGLE MOTOR - 10-18 GPM, 2000-3500 PSI

Brush Head with Single Motor - All Polypropylene Brush - GPM Range 10-18

QC 5 ft hydraulic drive brush head	22059P	793	\$5,890.00
QC 6 ft hydraulic drive brush head	22071P	852	\$5,890.00
QC 7 ft hydraulic drive brush head	22083P	915	\$6,088.00

Brush Head with Single Motor - Polypropylene & Wire Brush

QC 5 ft hydraulic drive brush head	22059M	793	\$5,890.00
QC 6 ft hydraulic drive brush head	22071M	852	\$5,890.00
QC 7 ft hydraulic drive brush head	22083M	915	\$6,088.00

BRUSH HEAD WITH SINGLE MOTOR - 12-25 GPM, 2000-3000 PSI

Brush Head with Single Motor - All Polypropylene Brush - GPM Range 12-25

QC 5 ft hydraulic drive brush head	22060P	831	\$5,890.00
QC 6 ft hydraulic drive brush head	22072P	890	\$5,890.00
QC 7 ft hydraulic drive brush head	22084P	953	\$6,088.00
QC 8 ft hydraulic drive brush head	22096P	1020	\$6,287.00

Brush Head with Single Motor - Polypropylene & Wire Brush

QC 5 ft hydraulic drive brush head	22060M	831	\$5,890.00
QC 6 ft hydraulic drive brush head	22072M	890	\$5,890.00
QC 7 ft hydraulic drive brush head	22084M	953	\$6,088.00
QC 8 ft hydraulic drive brush head	22096M	1020	\$6,287.00

BRUSH HEAD WITH DUAL MOTOR - 20-36 GPM, 2000-3500 PSI

Brush Head with Dual Motor - All Polypropylene Brush - GPM Range 20-36

QC 5 ft hydraulic drive brush head	22061P	831	\$6,775.00
QC 6 ft hydraulic drive brush head	22073P	890	\$6,775.00
QC 7 ft hydraulic drive brush head	22085P	953	\$6,973.00
QC 8 ft hydraulic drive brush head	22097P	1020	\$7,172.00

GROUP 1 BRUSH HEADS CONTINUED NEXT PAGE

Continued Next Page



(800) 456-7100 • (734) 996-9014 fax
www.paladinattachments.com

Prices subject to change without notice.
If you wish to be a Dealer contact (800) 456-7100.
All prices are in US dollars

Sweepers



Utility Tractor Loader Angle Sweeper-Hydraulic Drive (QCTL)

GROUP 1 - BRUSH HEAD AND BRUSH MATERIAL CONT.		ORDER CODE	SHIP WEIGHT (LBS)	LIST PRICE
BRUSH HEAD WITH DUAL MOTOR - 20-36 GPM, 2000-3500 PSI CONT.				
Brush Head with Dual Motor - Polypropylene & Wire Brush				
QC 5 ft hydraulic drive brush head		22061M	831	\$6,775.00
QC 6 ft hydraulic drive brush head		22073M	890	\$6,775.00
QC 7 ft hydraulic drive brush head		22085M	953	\$6,973.00
QC 8 ft hydraulic drive brush head		22097M	1020	\$7,172.00
GROUP 2 - ANGLE TYPE MANUAL OR HYDRAULIC (ONE REQUIRED)		ORDER CODE	SHIP WEIGHT (LBS)	LIST PRICE
Contact Customer Service for Mounting Information on Specific Tractors				
manual angle change		M	n/a	included
hydraulic angle change with electric valve 12 volt		H	22	\$1,280.00
hydraulic angle change with electric valve 24 volt		H2	22	\$1,424.00
hydraulic angle change cylinder and 72" hoses only		H3	10	\$509.00
hydraulic angle change cylinder and 144" hoses		H4	20	\$509.00
hydraulic angle change cylinder only		H5	17	\$509.00
Hydraulic Angle Control Options (one required)				
control box with power lead		28-10754	5	\$231.00
5 ft of extra cable for H or H2		07-7155	2	\$164.00
GROUP 3 - MOUNTING (ONE REQUIRED)		ORDER CODE	SHIP WEIGHT (LBS)	LIST PRICE
Contact Customer Service for Mounting Availability				
OPTIONS		ORDER CODE	SHIP WEIGHT (LBS)	LIST PRICE
sight indicator flag		11-5897	10	\$264.00
sight indicator ball		28-9965	10	\$314.00
Independent Hydraulic System				
independent hydraulic system pump (rear PTO tank mount to 3-Point 20 GPM with pressure relief valve)		11-7691	150	\$2,865.00
quick coupler kit for 3-Point hydraulic system		28-10014	24	\$103.00
Sprinkler Kits				
pump filter nozzles sprinkler system fits all nozzles mounts to hood		28-9919	25	\$753.00
sprinkler system tank 25 gallon with shut-off		28-4319	75	\$489.00
OPTIONS CONTINUED NEXT PAGE				

Continued Next Page

Prices subject to change without notice.
If you wish to be a Dealer contact (800) 456-7100.
All prices are in US dollars

(800) 456-7100 • (734) 996-9014 fax
www.paladinattachments.com



Sweepers



Utility Tractor Loader Angle Sweeper-Hydraulic Drive (QCTL) cont.

OPTIONS CONT.	ORDER CODE	SHIP WEIGHT (LBS)	LIST PRICE
180 Hood - Factory Installed			
for QC-5	28-10311-5	50	\$321.00
for QC-6	28-10311-6	55	\$387.00
for QC-7	28-10311-7	60	\$456.00
for QC-8	28-10311-8	65	\$523.00
180 Hood - Field Installed			
for QC-5	28-10361-5	50	\$321.00
for QC-6	28-10361-6	55	\$387.00
for QC-7	28-10361-7	60	\$456.00
for QC-8	28-10361-8	65	\$523.00
Drape Deflector Includes 180 Hood - Factory Installed			
for QC-5	28-10312-5	65	\$600.00
for QC-6	28-10312-6	70	\$600.00
for QC-7	28-10312-7	75	\$662.00
for QC-8	28-10312-8	80	\$726.00
Drape Deflector Includes 180 Hood - Field Installed			
for QC-5	28-10362-5	65	\$600.00
for QC-6	28-10362-6	70	\$600.00
for QC-7	28-10362-7	75	\$662.00
for QC-8	28-10362-8	80	\$726.00

Continued Next Page



(800) 456-7100 • (734) 996-9014 fax
www.paladinattachments.com

Prices subject to change without notice.
If you wish to be a Dealer contact (800) 456-7100.
All prices are in US dollars

Sweepers



Utility Tractor Loader Collector Sweeper-Hydraulic Drive (CS)

To order choose one from each group.



Primary Prime Mover	Additional Prime Movers	Sweeper Group	Mount Type	PTO Type	Brush Diameter	Mechanical Angle	Hydraulic Angle	Brush Width	Quick Change Core	Feature Details	Application
Utility Tractor Loaders	TLB, Compact Wheel Loaders, Wheel Loaders, SSL	Collector Sweepers	Front Mount	N/A	26" or 32"	No	No	6, 7, 8 ft.	Yes	High dump feature, casters and parallel arm mounting to follow ground contour are included. Motor requires 20-50 GPM @2,000-3,500 PSI. Various quick attach and direct pin-on mounts are available.	Heavy duty cleanup

GROUP 1- BRUSH HEAD AND BRUSH MATERIAL				ORDER CODE	SHIP WEIGHT (LBS)	LIST PRICE
26" DIAMETER BRUSH HEAD						
<i>Note: 6 ft sweepers require minimum 2500 lb lift capacity; 7-9 ft sweepers are not available for Skid-Steers</i>						
26" Diameter Brush Heads - All Polypropylene Brush - Single Motor				Overall Width	Hopper Capacity	GPM Range 15-25
CS26 6 ft hydraulic bucket sweeper brush head				87"	0.4 yd ³	20372P
CS26 7 ft hydraulic bucket sweeper brush head				99"	0.53 yd ³	20384P
CS26 8 ft hydraulic bucket sweeper brush head				111"	0.61 yd ³	20396P
26" Diameter Brush Heads - Polypropylene & Wire Brush - Single Motor						
CS26 6 ft hydraulic bucket sweeper brush head				87"	0.4 yd ³	20372M
CS26 7 ft hydraulic bucket sweeper brush head				99"	0.53 yd ³	20384M
CS26 8 ft hydraulic bucket sweeper brush head				111"	0.61 yd ³	20396M
26" Diameter Brush Heads - All Polypropylene Brush - Dual Motor				Overall Width	Hopper Capacity	GPM Range 26-50
CS26 6 ft hydraulic bucket sweeper brush head				87"	0.4 yd ³	20373P
CS26 7 ft hydraulic bucket sweeper brush head				99"	0.53 yd ³	20385P
CS26 8 ft hydraulic bucket sweeper brush head				111"	0.61 yd ³	20397P
26" Diameter Brush Heads - Polypropylene & Wire Brush - Dual Motor						
CS26 6 ft hydraulic bucket sweeper brush head				87"	0.4 yd ³	20373M
CS26 7 ft hydraulic bucket sweeper brush head				99"	0.53 yd ³	20385M
CS26 8 ft hydraulic bucket sweeper brush head				111"	0.61 yd ³	20397M
GROUP 1 - BRUSH HEADS CONTINUED NEXT PAGE						

Continued Next Page

Prices subject to change without notice.
If you wish to be a Dealer contact (800) 456-7100.
All prices are in US dollars

(800) 456-7100 • (734) 996-9014 fax
www.paladinattachments.com



Sweepers



Utility Tractor Loader Collector Sweeper-Hydraulic Drive (CS) cont.

GROUP 1- BRUSH HEAD AND BRUSH MATERIAL CONT.		ORDER CODE	SHIP WEIGHT (LBS)	LIST PRICE
32" DIAMETER BRUSH HEAD				
32" Diameter Brush Heads - All Polypropylene Brush - Dual Motor	Overall Width	Hopper Capacity	GPM Range 26-50	
CS32 8 ft hydraulic bucket sweeper brush head	111"	0.94 yd ³	20497P	1837 \$18,228.00
CS32 9 ft hydraulic bucket sweeper brush head	123"	1.02 yd ³	20409P	1948 \$20,348.00
32" Diameter Brush Heads - Polypropylene & Wire Brush - Dual Motor				
CS32 8 ft hydraulic bucket sweeper brush head	111"	0.94 yd ³	20497M	1837 \$18,228.00
CS32 9 ft hydraulic bucket sweeper brush head	123"	1.02 yd ³	20409M	1948 \$20,348.00
GROUP 3 - MOUNTING (ONE REQUIRED)		ORDER CODE	SHIP WEIGHT (LBS)	LIST PRICE
Contact Customer Service for Mounting Availability				
various quick-attaches		varies	125	varies
OPTIONS		ORDER CODE	SHIP WEIGHT (LBS)	LIST PRICE
Hose Kits - Hoses from the sweeper to the loader are not supplied. Hose packages available are listed below or the dealer can make up their own hoses. Hose quick couplers are not supplied.				
3 ft CS hose kit .75" hoses FFS hose ends		28-10148-3	20	\$212.00
6 ft CS hose kit .75" hoses FFS hose ends		28-10148-6	23	\$272.00
9 ft CS hose kit .75" hoses FFS hose ends		28-10148-9	26	\$290.00
12 ft CS hose kit .75" hoses FFS hose ends		28-10148-12	29	\$349.00
Independent Hydraulic System				
independent hydraulic system pump drive from rear PTO tank mount to 3-Point 20 GPM with pressure relief		11-7691	150	\$2,865.00
Sprinkler Kit - Without Tank - Factory Installed				
sprinkler kit no tank includes pump, filter, nozzles, 12 volt		28-10114	30	\$725.00
sprinkler kit no tank includes pump, filter, nozzles, 24 volt		28-10115	30	\$840.00
Sprinkler Kit - Without Tank - Field Installed				
sprinkler kit no tank includes pump, filter, nozzles, 12 volt		28-9919	30	\$753.00
sprinkler kit no tank includes pump, filter, nozzles, 24 volt		28-10116	30	\$799.00
Sprinkler Kit - With Tank - Factory Installed				
sprinkler kit includes 85 gallon tank 12 volt (only available for use with CS32)		28-10153	130	\$2,528.00
sprinkler kit includes 85 gallon tank 24 volt (only available for use with CS32)		28-10156	130	\$2,528.00
Sprinkler Kit - With Tank - Field Installed				
sprinkler kit includes 25 gallon tank 12 volt		28-9139	47	\$1,128.00
sprinkler kit includes 25 gallon tank 24 volt		28-9193	47	\$1,128.00
OPTIONS CONTINUED NEXT PAGE				

Continued Next Page



(800) 456-7100 • (734) 996-9014 fax
www.paladinattachments.com

Prices subject to change without notice.
If you wish to be a Dealer contact (800) 456-7100.
All prices are in US dollars

Utility Tractor Loader Collector Sweeper-Hydraulic Drive (CS) cont.

OPTIONS	ORDER CODE	SHIP WEIGHT (LBS)	LIST PRICE
Gutter Brush Assembly - Factory Installed			
gutter brush single assembly poly	28-10118	90	\$1,989.00
gutter brush dual assembly poly	28-10120	180	\$3,977.00
gutter brush single assembly wire	28-10117	90	\$1,989.00
gutter brush dual assembly wire	28-10119	180	\$3,977.00

Continued Next Page



Sweepers



Utility Tractor Loader Collector Sweeper with Dust Abatement-Hydraulic Drive (VCS)



US PATENT NO: 7,928,596

To order choose one from each group.



Primary Prime Mover	Additional Prime Movers	Sweeper Group	Mount Type	PTO Type	Brush Diameter	Mechanical Angle	Hydraulic Angle	Brush Width	Quick Change Core	Feature Details	Application
Utility Tractor Loaders	TLB, Compact Wheel Loaders, Wheel Loaders	Vacuum Collector Sweepers	Front Mount	N/A	26" or 32"	No	No	6, 7, 8 ft.	Yes	Direct mount motor, 20-25 GPM. Includes front caster, universal quick attach, and high dump feature. Vacuum dust abatement system significantly reduces visible dust when sweeping and eliminates need for water dust abatement system.	Heavy duty cleanup

GROUP 1 - BRUSH HEAD AND BRUSH MATERIAL

ORDER CODE SHIP WEIGHT (LBS) LIST PRICE

26" DIAMETER BRUSH HEAD

NOTE: 6 FT SWEEPERS REQUIRE MINIMUM 2500 LB LIFT CAPACITY

26" Diameter Brush Heads - All Polypropylene Brush - Single Motor	Overall Width	Hopper Capacity	GPM Range 15-25		
VCS26 6 ft hydraulic bucket sweeper brush head *	87"	0.4 yd ³	20374P	1623	\$17,092.00
VCS26 7 ft hydraulic bucket sweeper brush head	99"	0.53 yd ³	20386P	1718	\$17,092.00
VCS26 8 ft hydraulic bucket sweeper brush head	111"	0.61 yd ³	20398P	1813	\$17,524.00

26" Diameter Brush Heads - Polypropylene & Wire Brush - Single Motor	Overall Width	Hopper Capacity	GPM Range 15-25		
VCS26 6 ft hydraulic bucket sweeper brush head *	87"	0.4 yd ³	20374M	1623	\$17,092.00
VCS26 7 ft hydraulic bucket sweeper brush head	99"	0.53 yd ³	20386M	1718	\$17,092.00
VCS26 8 ft hydraulic bucket sweeper brush head	111"	0.61 yd ³	20398M	1813	\$17,524.00

26" Diameter Brush Heads - All Polypropylene Brush - Dual Motor	Overall Width	Hopper Capacity	GPM Range 26-50		
VCS26 6 ft hydraulic bucket sweeper brush head *	87"	0.4 yd ³	20375P	1658	\$18,428.00
VCS26 7 ft hydraulic bucket sweeper brush head	99"	0.53 yd ³	20387P	1753	\$18,428.00
VCS26 8 ft hydraulic bucket sweeper brush head	111"	0.61 yd ³	20399P	1848	\$18,860.00

26" Diameter Brush Heads - Polypropylene & Wire Brush - Dual Motor	Overall Width	Hopper Capacity	GPM Range 26-50		
VCS26 6 ft hydraulic bucket sweeper brush head *	87"	0.4 yd ³	20375M	1658	\$18,428.00
VCS26 7 ft hydraulic bucket sweeper brush head	99"	0.53 yd ³	20387M	1753	\$18,428.00
VCS26 8 ft hydraulic bucket sweeper brush head	111"	0.61 yd ³	20399M	1848	\$18,860.00

GROUP 1 - BRUSH HEAD AND BRUSH MATERIAL CONTINUED NEXT PAGE

Continued Next Page



(800) 456-7100 • (734) 996-9014 fax
www.paladinattachments.com

Prices subject to change without notice.
If you wish to be a Dealer contact (800) 456-7100.
All prices are in US dollars

Sweepers



Utility Tractor Loader Collector Sweeper with Dust Abatement-Hydraulic Drive (VCS) cont.

GROUP 1 - BRUSH HEAD AND BRUSH MATERIAL CONT.				ORDER CODE	SHIP WEIGHT (LBS)	LIST PRICE
32" DIAMETER BRUSH HEAD						
32" Diameter Brush Heads - All Polypropylene Brush - Dual Motor		Overall Width	Hopper Capacity	GPM Range 26-50		
VCS32 8 ft hydraulic bucket sweeper brush head		111"	0.94 yd ³	20499P	2153	\$24,742.00
VCS32 9 ft hydraulic bucket sweeper brush head		123"	1.02 yd ³	20411P	2287	\$26,465.00
32" Diameter Brush Heads - Polypropylene & Wire Brush - Dual Motor						
VCS32 8 ft hydraulic bucket sweeper brush head		111"	0.94 yd ³	20499M	2153	\$24,742.00
VCS32 9 ft hydraulic bucket sweeper brush head		123"	1.02 yd ³	20411M	2287	\$26,465.00
GROUP 3 - MOUNTING (ONE REQUIRED)				ORDER CODE	SHIP WEIGHT (LBS)	LIST PRICE
Contact Customer Service for Mounting Availability						
various quick-attaches				varies	125	varies
OPTIONS				ORDER CODE	SHIP WEIGHT (LBS)	LIST PRICE
replacement vacuum filter				07-6679	n/a	\$330.00
Hose Kits - Hoses from the sweeper to the loader are not supplied. Hose packages available are listed below or the dealer can make up their own hoses. Hose quick couplers are not supplied.						
3 ft CS hose kit .75" hoses FFS hose ends				28-10148-3	20	\$212.00
6 ft CS hose kit .75" hoses FFS hose ends				28-10148-6	23	\$272.00
9 ft CS hose kit .75" hoses FFS hose ends				28-10148-9	26	\$290.00
12 ft CS hose kit .75" hoses FFS hose ends				28-10148-12	29	\$349.00
Independent Hydraulic System						
independent hydraulic system pump drive from rear PTO tank mount to 3-Point 20 GPM with pressure relief				11-7691	150	\$2,865.00
Gutter Brush Assembly - Factory Installed						
gutter brush single assembly poly				28-10118	90	\$1,989.00
gutter brush dual assembly poly				28-10120	180	\$3,977.00
gutter brush single assembly wire				28-10117	90	\$1,989.00
gutter brush dual assembly wire				28-10119	180	\$3,977.00

Continued Next Page

Prices subject to change without notice.
If you wish to be a Dealer contact (800) 456-7100.
All prices are in US dollars

(800) 456-7100 • (734) 996-9014 fax
www.paladinattachments.com



PALADIN
POWERFUL ATTACHMENT TOOLS

Sweepers



Utility Tractor Angle Sweeper-PTO to Hydraulic Drive (AH/CH)

To order choose one from each group.



Primary Prime Mover	Additional Prime Movers	Sweeper Group	Mount Type	PTO Type	Brush Diameter	Mechanical Angle	Hydraulic Angle	Brush Width	Quick Change Core	Feature Details	Application
Utility Tractors	None	Angle Sweepers	Front Mount	Front	32"	Standard	No	5, 6, 7, 8, 9 ft.	Yes	For tractors > 35hp(AH), > 40hp(CH). Includes hydraulic pump, valve, and oil tank.	Heavy duty cleanup, paving, milling, snow

GROUP 1 - BRUSH HEAD AND BRUSH MATERIAL

ORDER CODE

SHIP WEIGHT (LBS)

LIST PRICE

BRUSH HEAD WITH SINGLE MOTOR - 10-18 GPM, 2000-3500 PSI

Hydraulic Drive Brush Head - All Polypropylene Brush

QC 5 ft hydraulic drive brush head	QC32P5SM18	383	\$3,592.00
QC 6 ft hydraulic drive brush head	QC32P6SM18	442	\$3,592.00
QC 7 ft hydraulic drive brush head	QC32P7SM18	505	\$4,147.00
QC 8 ft hydraulic drive brush head	QC32P8SM18	572	\$4,703.00
QC 9 ft hydraulic drive brush head	QC32P9SM18	639	\$6,556.00

Hydraulic Drive Brush Head - Polypropylene & Wire Brush

QC 5 ft hydraulic drive brush head	QC32M5SM18	383	\$3,592.00
QC 6 ft hydraulic drive brush head	QC32M6SM18	442	\$3,592.00
QC 7 ft hydraulic drive brush head	QC32M7SM18	505	\$4,147.00
QC 8 ft hydraulic drive brush head	QC32M8SM18	572	\$4,703.00
QC 9 ft hydraulic drive brush head	QC32M9SM18	639	\$6,556.00

BRUSH HEAD WITH SINGLE MOTOR - 12-25 GPM, 2000-3000 PSI

Hydraulic Drive Brush Head - All Polypropylene Brush

QC 5 ft hydraulic drive brush head	QC32P5SM28	383	\$3,592.00
QC 6 ft hydraulic drive brush head	QC32P6SM28	442	\$3,592.00
QC 7 ft hydraulic drive brush head	QC32P7SM28	505	\$4,147.00
QC 8 ft hydraulic drive brush head	QC32P8SM28	572	\$4,703.00
QC 9 ft hydraulic drive brush head	QC32P9SM28	639	\$6,556.00

GROUP 1 - BRUSH HEAD AND BRUSH MATERIAL CONTINUED NEXT PAGE

Continued Next Page



(800) 456-7100 • (734) 996-9014 fax
www.paladinattachments.com

Prices subject to change without notice.
If you wish to be a Dealer contact (800) 456-7100.
All prices are in US dollars

Sweepers



Utility Tractor Angle Sweeper-PTO to Hydraulic Drive (AH/CH) cont.

GROUP 1 - BRUSH HEAD AND BRUSH MATERIAL CONT.		ORDER CODE	SHIP WEIGHT (LBS)	LIST PRICE
BRUSH HEAD WITH SINGLE MOTOR - 12-25 GPM, 2000-3000 PSI				
Hydraulic Drive Brush Head - Polypropylene & Wire Brush				
QC 5 ft hydraulic drive brush head	QC32M5SM28	383	\$3,592.00	
QC 6 ft hydraulic drive brush head	QC32M6SM28	442	\$3,592.00	
QC 7 ft hydraulic drive brush head	QC32M7SM28	505	\$4,147.00	
QC 8 ft hydraulic drive brush head	QC32M8SM28	572	\$4,703.00	
QC 9 ft hydraulic drive brush head	QC32M9SM28	639	\$6,556.00	
BRUSH HEAD WITH DUAL MOTOR - 20-36 GPM, 2000-3500 PSI				
Hydraulic Drive Brush Head - All Polypropylene Brush				
QC 5 ft hydraulic drive brush head	QC32P5DM18	383	\$4,902.00	
QC 6 ft hydraulic drive brush head	QC32P6DM18	442	\$4,902.00	
QC 7 ft hydraulic drive brush head	QC32P7DM18	505	\$5,457.00	
QC 8 ft hydraulic drive brush head	QC32P8DM18	572	\$6,013.00	
QC 9 ft hydraulic drive brush head	QC32P9DM18	639	\$7,866.00	
Hydraulic Drive Brush Head - Polypropylene & Wire Brush				
QC 5 ft hydraulic drive brush head	QC32M5DM18	383	\$4,902.00	
QC 6 ft hydraulic drive brush head	QC32M6DM18	442	\$4,902.00	
QC 7 ft hydraulic drive brush head	QC32M7DM18	505	\$5,457.00	
QC 8 ft hydraulic drive brush head	QC32M8DM18	572	\$6,013.00	
QC 9 ft hydraulic drive brush head	QC32M9DM18	639	\$7,866.00	
GROUP 2 - SWING ASSEMBLY (ONE REQUIRED)		ORDER CODE	SHIP WEIGHT (LBS)	LIST PRICE
Heavy Duty Plate Type Swing				
offsets brush to the side, brush is angled	28-4612	290	\$1,825.00	
<i>Recommended when sweeping at less than a 30 degree angle</i>				
Scissor Type Swing				
brush stays centered on vehicle when angle 30 degrees left or right	11-0790	282	\$2,139.00	
GROUP 3- 20 GPM PUMP LOCATION (ONE REQUIRED) <i>Contact Customer Service for Mounting Availability</i>		ORDER CODE	SHIP WEIGHT (LBS)	LIST PRICE
rear PTO driven (standard)	RPD	n/a	\$139.00	
front crankshaft driven (not available for all tractors)	FPD	n/a	included	
mid PTO driven (available for limited tractors)	MPD	n/a	included	
GROUP 4 - MOUNTING CONTINUED NEXT PAGE				

Continued Next Page

Prices subject to change without notice.
If you wish to be a Dealer contact (800) 456-7100.
All prices are in US dollars

(800) 456-7100 • (734) 996-9014 fax
www.paladinattachments.com



Sweepers



Utility Tractor Angle Sweeper-PTO to Hydraulic Drive (AH/CH) cont.

GROUP 4 - MOUNTING			
(ONE REQUIRED) <i>Contact Customer Service for Mounting Availability</i>			
	ORDER CODE	SHIP WEIGHT (LBS)	LIST PRICE
Tractor Mounting Assembly with Hydraulic System - Pump, Tank & Valve Option			
with manual lift, swing and run valves (not available for cab tractors)	MV	468	\$4,610.00
with electric run valve for FPD mountings (lift & swing operated from tractor remotes)	RUV	468	\$4,610.00
with electric valves lift, swing and run valves	EV	468	\$5,868.00
with no valves Brush turned off with PTO (lift & swing operated from tractor remotes)	NV	468	\$4,165.00
Tractor Mounting Assembly Operated from Tractor Hydraulic System, Valve Option Only			
with manual lift, swing and run valves (not available for cab tractors)	HMV	468	\$3,906.00
with electric run valve (lift and swing operated from tractor remotes)	HRUV	468	\$3,906.00
with electric valves lift, swing and run valves	HEV	468	\$5,165.00
with no valves (run lift and swing operated with tractor remotes)	HNV	468	\$3,362.00
OPTIONS			
	ORDER CODE	SHIP WEIGHT (LBS)	LIST PRICE
sight indicator flags	11-5897	10	\$264.00
sight indicators red balls	28-9965	10	\$314.00
bolt on stand kit front/rear	28-10315	60	\$131.00
Sprinkler System			
sprinkler system fits all nozzles - mounts to hood, no tank	28-9919	25	\$753.00
sprinkler system tank 25 gallon with shut-off	28-4319	75	\$489.00
200 gallon 3-Point mounted water tank	11-5734	250	\$3,154.00
180 Hood - Factory Installed			
for QC-5	28-10311-5	50	\$321.00
for QC-6	28-10311-6	55	\$387.00
for QC-7	28-10311-7	60	\$456.00
for QC-8	28-10311-8	65	\$523.00
for QC-9	28-10311-9	70	\$529.00
180 Hood - Field Installed			
for QC-5	28-10361-5	50	\$321.00
for QC-6	28-10361-6	55	\$387.00
for QC-7	28-10361-7	60	\$456.00
for QC-8	28-10361-8	65	\$523.00
for QC-9	28-10361-9	70	\$529.00
AH/CH OPTIONS CONTINUED NEXT PAGE			

Continued Next Page



(800) 456-7100 • (734) 996-9014 fax
www.paladinattachments.com

*Prices subject to change without notice.
If you wish to be a Dealer contact (800) 456-7100.
All prices are in US dollars*

Sweepers



Utility Tractor Angle Sweeper-PTO to Hydraulic Drive (AH/CH) cont.

OPTIONS CONT.		ORDER CODE	SHIP WEIGHT (LBS)	LIST PRICE
Drape Deflector Includes 180 Hood - Factory Installed				
for QC-5		28-10312-5	65	\$600.00
for QC-6		28-10312-6	70	\$600.00
for QC-7		28-10312-7	75	\$662.00
for QC-8		28-10312-8	80	\$726.00
for QC-9		28-10312-9	85	\$785.00
Drape Deflector Includes 180 Hood - Field Installed				
for QC-5		28-10362-5	65	\$600.00
for QC-6		28-10362-6	70	\$600.00
for QC-7		28-10362-7	75	\$662.00
for QC-8		28-10362-8	80	\$726.00
for QC-9		28-10362-9	85	\$785.00

Continued Next Page

Prices subject to change without notice.
If you wish to be a Dealer contact (800) 456-7100.
All prices are in US dollars

(800) 456-7100 • (734) 996-9014 fax
www.paladinattachments.com



Sweepers



Utility Tractor Rear Mount Angle Sweeper-Mechanical 3-Point Drive (RHFA)

To order choose one from each group.



Primary Prime Mover	Additional Prime Movers	Sweeper Group	Mount Type	PTO Type	Brush Diameter	Mechanical Angle	Hydraulic Angle	Brush Width	Quick Change Core	Feature Details	Application
Utility Tractors	None	Angle Sweepers	3-Point Rear	Rear	32"	Standard	No	5, 6, 7, 8 ft.	No	For large tractors with > 1000lb 3-point lift capacity. Gearbox and driveline powers broom from rear 540 and mount to Category I and II rear 3-Point.	Cleanup, snow removal, pavement

GROUP 1 - BRUSH HEAD AND BRUSH MATERIAL

	ORDER CODE	SHIP WEIGHT (LBS)	LIST PRICE
Mechanical Brush Head - All Polypropylene Brush			
RHFA 5 ft mechanical brush head	RHFA5P	750	\$5,610.00
RHFA 6 ft mechanical brush head	RHFA6P	850	\$5,610.00
RHFA 7 ft mechanical brush head	RHFA7P	950	\$5,996.00
RHFA 8 ft mechanical brush head	RHFA8P	1050	\$6,579.00

Mechanical Brush Head - Polypropylene & Wire Brush			
RHFA 5 ft mechanical brush head	RHFA5M	750	\$5,610.00
RHFA 6 ft mechanical brush head	RHFA6M	850	\$5,610.00
RHFA 7 ft mechanical brush head	RHFA7M	950	\$5,996.00
RHFA 8 ft mechanical brush head	RHFA8M	1050	\$6,579.00

GROUP 2 - ANGLE MANUAL OR HYDRAULIC (ONE REQUIRED)

	ORDER CODE	SHIP WEIGHT (LBS)	LIST PRICE
manual angle link	M	6	included
hydraulic angle cylinder & 72" hose no valve	H	20	\$538.00

GROUP 3 - MOUNTING (ONE REQUIRED)

	ORDER CODE	SHIP WEIGHT (LBS)	LIST PRICE
Cat I & Cat II 3-Point Mounting Assembly	-0052	n/a	included

RHFA SWEEPER CONTINUED NEXT PAGE

Continued Next Page



(800) 456-7100 • (734) 996-9014 fax
www.paladinattachments.com

Prices subject to change without notice.
If you wish to be a Dealer contact (800) 456-7100.
All prices are in US dollars

Utility Tractor Rear Mount Angle Sweeper-Mechanical 3-Point Drive (RHFA)

OPTIONS	ORDER CODE	SHIP WEIGHT (LBS)	LIST PRICE
casters	13-1603	100	\$998.00
sight indicator flags	11-5897	10	\$264.00
sight indicator balls	28-9965	10	\$314.00
steel dirt deflector	RHFADD	75	\$549.00
rubber dirt deflector flap	28-9951	65	\$547.00
Sprinkler System			
sprinkler system tank 25 gallon with mounting and shut off (Cat I only)	11-5739	75	\$692.00
sprinkler system no tank kit 12v for all lengths	28-9919	25	\$753.00
180 Hood - Factory Installed			
for RHFA 5	28-9783	50	\$376.00
for RHFA 6	28-9784	55	\$392.00
for RHFA 7	28-9785	60	\$424.00
for RHFA 8	28-9786	65	\$523.00
180 Hood - Field Installed			
for RHFA 5	28-9722	50	\$383.00
for RHFA 6	28-9723	55	\$392.00
for RHFA 7	28-9724	60	\$424.00
for RHFA 8	28-9725	65	\$513.00

Continued Next Page

Prices subject to change without notice.
If you wish to be a Dealer contact (800) 456-7100.
All prices are in US dollars

(800) 456-7100 • (734) 996-9014 fax
www.paladinattachments.com



PALADIN
POWERFUL ATTACHMENT TOOLS

Sweepers



Utility Tractor High Raise Angle Sweeper-Hydraulic Drive (HR)

To order choose one from each group.



Primary Prime Mover	Additional Prime Movers	Sweeper Group	Mount Type	PTO Type	Brush Diameter	Mechanical Angle	Hydraulic Angle	Brush Width	Quick Change Core	Feature Details	Application
Utility Tractors	None	Angle Sweepers	Front Mount	Rear	36"	No	Standard	6, 7, 8 ft.	Yes	For tractors 35-40+ HP. Hydraulic pump valve, and tank included. Hydraulic lift and angle is standard. High raise feature lifts broom to approximately 38". Ground to center of core will vary with size.	Heavy duty cleanup, paving, miling, snow

GROUP 1 - BRUSH HEAD AND BRUSH MATERIAL

ORDER CODE SHIP WEIGHT (LBS) LIST PRICE

BRUSH HEAD WITH SINGLE MOTOR - 14-25 GPM, 2000-3000 PSI

Hydraulic Drive Brush Head - All Polypropylene Brush

HR 6 ft hydraulic drive brush head - 54.5 Path at 40 degree angle	HR36P6S28	720	\$5,925.00
HR 7 ft hydraulic drive brush head - 63.5 Path at 40 degree angle	HR36P7S28	752	\$6,206.00
HR 8 ft hydraulic drive brush head - 72.75 Path at 40 degree angle	HR36P8S28	783	\$6,772.00

Hydraulic Drive Brush Head - Polypropylene and Wire Brush

HR 6 ft hydraulic drive brush head - 54.5 Path at 40 degree angle	HR36M6S28	720	\$5,925.00
HR 7 ft hydraulic drive brush head - 63.5 Path at 40 degree angle	HR36M7S28	752	\$6,206.00
HR 8 ft hydraulic drive brush head - 72.75 Path at 40 degree angle	HR36M8S28	783	\$6,772.00

Hydraulic Drive Brush Head - All Polypropylene Tube Brush

HR 6 ft hydraulic drive brush head - 54.5 Path at 40 degree angle	HR36PT6S28	720	\$6,192.00
HR 7 ft hydraulic drive brush head - 63.5 Path at 40 degree angle	HR36PT7S28	752	\$6,474.00
HR 8 ft hydraulic drive brush head - 72.75 Path at 40 degree angle	HR36PT8S28	783	\$7,040.00

Hydraulic Drive Brush Head - Polypropylene and Wire Tube Brush

HR 6 ft hydraulic drive brush head - 54.5 Path at 40 degree angle	HR36MT6S28	720	\$6,192.00
HR 7 ft hydraulic drive brush head - 63.5 Path at 40 degree angle	HR36MT7S28	752	\$6,474.00
HR 8 ft hydraulic drive brush head - 72.75 Path at 40 degree angle	HR36MT8S28	783	\$7,040.00

BRUSH HEAD WITH DUAL MOTOR - 22-35 GPM, 2000-3500 PSI

Hydraulic Drive Brush Head - All Polypropylene Brush

HR 6 ft hydraulic drive brush head - 54.5 Path at 40 degree angle	HR36P6D18	720	\$7,216.00
HR 7 ft hydraulic drive brush head - 63.5 Path at 40 degree angle	HR36P7D18	752	\$7,497.00
HR 8 ft hydraulic drive brush head - 72.75 Path at 40 degree angle	HR36P8D18	783	\$8,064.00

GROUP 1 - BRUSH HEAD AND BRUSH MATERIAL CONTINUED NEXT PAGE

Continued Next Page



(800) 456-7100 • (734) 996-9014 fax
www.paladinattachments.com

Prices subject to change without notice.
If you wish to be a Dealer contact (800) 456-7100.
All prices are in US dollars

Sweepers



Utility Tractor High Raise Angle Sweeper-Hydraulic Drive (HR) cont.

GROUP 1 - BRUSH HEAD AND BRUSH MATERIAL CONT.		ORDER CODE	SHIP WEIGHT (LBS)	LIST PRICE
BRUSH HEAD WITH DUAL MOTOR - 22-35 GPM, 2000-3500 PSI CONT.				
Hydraulic Drive Brush Head - Polypropylene and Wire Brush				
HR 6 ft hydraulic drive brush head - 54.5 Path at 40 degree angle		HR36M6D18	720	\$7,216.00
HR 7 ft hydraulic drive brush head - 63.5 Path at 40 degree angle		HR36M7D18	752	\$7,497.00
HR 8 ft hydraulic drive brush head - 72.75 Path at 40 degree angle		HR36M8D18	783	\$8,064.00
Hydraulic Drive Brush Head - All Polypropylene Tube Brush				
HR 6 ft hydraulic drive brush head - 54.5 Path at 40 degree angle		HR36PT6D18	720	\$7,484.00
HR 7 ft hydraulic drive brush head - 63.5 Path at 40 degree angle		HR36PT7D18	752	\$7,765.00
HR 8 ft hydraulic drive brush head - 72.75 Path at 40 degree angle		HR36PT8D18	783	\$8,332.00
Hydraulic Drive Brush Head - Polypropylene and Wire Tube Brush				
HR 6 ft hydraulic drive brush head - 54.5 Path at 40 degree angle		HR36MT6D18	720	\$7,484.00
HR 7 ft hydraulic drive brush head - 63.5 Path at 40 degree angle		HR36MT7D18	752	\$7,765.00
HR 8 ft hydraulic drive brush head - 72.75 Path at 40 degree angle		HR36MT8D18	783	\$8,332.00
GROUP 2 - MOUNTING		ORDER CODE	SHIP WEIGHT (LBS)	LIST PRICE
(ONE REQUIRED) <i>Contact Customer Service for Mounting Availability</i>				
tractor mounting assembly with manual lift, swing and run valves		MV	468	\$4,736.00
OPTIONS		ORDER CODE	SHIP WEIGHT (LBS)	LIST PRICE
sight indicator flag		11-5897	10	\$264.00
sight indicator ball		28-9965	10	\$314.00
sprinkler system pump, filter, nozzles		28-9919	25	\$753.00
remote cable valve control for cabs		RC	25	\$1,058.00
180 Hood Factory Installed				
for HR-6		28-9930-6	55	\$380.00
for HR-7		28-9930-7	60	\$447.00
for HR-8		28-9930-8	65	\$513.00
Drape Deflector Includes 180 Hood Field Installed				
for HR-6		28-9918-6	70	\$589.00
for HR-7		28-9918-7	75	\$650.00
for HR-8		28-9918-8	80	\$710.00

Continued Next Page

Prices subject to change without notice.
If you wish to be a Dealer contact (800) 456-7100.
All prices are in US dollars

(800) 456-7100 • (734) 996-9014 fax
www.paladinattachments.com



Sweepers



Utility Tractor Rear Mount Angle Sweeper-Hydraulic Drive (RLH)

To order choose one from each group.

Primary Prime Mover	Additional Prime Movers	Sweeper Group	Mount Type	PTO Type	Brush Diameter	Mechanical Angle	Hydraulic Angle	Brush Width	Quick Change Core	Feature Details	Application
Utility Tractors	None	Angle Sweepers	3-Point Rear	Rear Cat. 1, 2	32"	Standard	No	5, 6, 7, 8, 9 ft.	Yes	For tractors >1,000lb 3-point. Includes mounting for Category I and II rear 3-Point. Lift with 3-point arms. Brush driven from tractor hydraulic systems or hydraulic sys	Cleanup, snow removal, pavement

GROUP 1 - BRUSH HEAD AND BRUSH MATERIAL				ORDER CODE	SHIP WEIGHT (LBS)	LIST PRICE
Brush Head with Single 18" Cubic Inch Motor (SM18) - 10-18 GPM, 2000-3500 PSI						
Hydraulic Drive Brush Head - All Polypropylene Brush						
QC 5 ft hydraulic drive brush head				QC32P5SM18	383	\$3,592.00
QC 6 ft hydraulic drive brush head				QC32P6SM18	442	\$3,592.00
QC 7 ft hydraulic drive brush head				QC32P7SM18	505	\$4,147.00
QC 8 ft hydraulic drive brush head				QC32P8SM18	572	\$4,703.00
QC 9 ft hydraulic drive brush head				QC32P9SM18	639	\$6,556.00
Hydraulic Drive Brush Head - Polypropylene & Wire Brush						
QC 5 ft hydraulic drive brush head				QC32M5SM18	383	\$3,592.00
QC 6 ft hydraulic drive brush head				QC32M6SM18	442	\$3,592.00
QC 7 ft hydraulic drive brush head				QC32M7SM18	505	\$4,147.00
QC 8 ft hydraulic drive brush head				QC32M8SM18	572	\$4,703.00
QC 9 ft hydraulic drive brush head				QC32M9SM18	639	\$6,556.00
Brush Head with Single 28" Cubic Inch Motor (SM28) - 12-25 GPM, 2000-3000 PSI						
Hydraulic Drive Brush Head - All Polypropylene Brush						
QC 5 ft hydraulic drive brush head				QC32P5SM28	383	\$3,592.00
QC 6 ft hydraulic drive brush head				QC32P6SM28	442	\$3,592.00
QC 7 ft hydraulic drive brush head				QC32P7SM28	505	\$4,147.00
QC 8 ft hydraulic drive brush head				QC32P8SM28	572	\$4,703.00
QC 9 ft hydraulic drive brush head				QC32P9SM28	639	\$6,556.00
Brush Head with Single 28" Cubic Inch Motor (SM28) - 12-25 GPM, 2000-3000 PSI cont.						
Hydraulic Drive Brush Head - Polypropylene & Wire Brush						
QC 5 ft hydraulic drive brush head				QC32M5SM28	383	\$3,592.00
QC 6 ft hydraulic drive brush head				QC32M6SM28	442	\$3,592.00
QC 7 ft hydraulic drive brush head				QC32M7SM28	505	\$4,147.00
QC 8 ft hydraulic drive brush head				QC32M8SM28	572	\$4,703.00
QC 9 ft hydraulic drive brush head				QC32M9SM28	639	\$6,556.00
GROUP 1 - BRUSH HEADS CONTINUED NEXT PAGE						

Continued Next Page



(800) 456-7100 • (734) 996-9014 fax
www.paladinattachments.com

Prices subject to change without notice.
If you wish to be a Dealer contact (800) 456-7100.
All prices are in US dollars

Sweepers



Utility Tractor Rear Mount Angle Sweeper-Hydraulic Drive (RLH) cont.

GROUP 1 - BRUSH HEAD AND BRUSH MATERIAL		ORDER CODE	SHIP WEIGHT (LBS)	LIST PRICE
Brush Head with Dual 18" Cubic Inch Motor (DM18) - 20-36 GPM, 2000-3500 PSI				
Hydraulic Drive Brush Head - All Polypropylene Brush				
QC 5 ft hydraulic drive brush head	QC32P5DM18	383	\$4,902.00	
QC 6 ft hydraulic drive brush head	QC32P6DM18	442	\$4,902.00	
QC 7 ft hydraulic drive brush head	QC32P7DM18	505	\$5,457.00	
QC 8 ft hydraulic drive brush head	QC32P8DM18	572	\$6,013.00	
QC 9 ft hydraulic drive brush head	QC32P9DM18	639	\$7,866.00	
Hydraulic Drive Brush Head - Polypropylene & Wire Brush				
QC 5 ft hydraulic drive brush head	QC32M5DM18	383	\$4,902.00	
QC 6 ft hydraulic drive brush head	QC32M6DM18	442	\$4,902.00	
QC 7 ft hydraulic drive brush head	QC32M7DM18	505	\$5,457.00	
QC 8 ft hydraulic drive brush head	QC32M8DM18	572	\$6,013.00	
QC 9 ft hydraulic drive brush head	QC32M9DM18	639	\$7,866.00	
GROUP 2 -ANGLE (MANUAL OR HYDRAULIC)		ORDER CODE	SHIP WEIGHT (LBS)	LIST PRICE
manual angle link		13-3406	15	\$153.00
Hydraulic angle cylinder & 72" hoses - no valve		11-4298	30	\$702.00
GROUP 3 - REAR 3-POINT MOUNTING CAT I OR II (ONE REQUIRED)		ORDER CODE	SHIP WEIGHT (LBS)	LIST PRICE
with broom driven by tractor hydraulics (Cat I)		11-5031	425	\$2,147.00
with 20 gpm hydraulic system for use with S28 & DM18 hydraulic motors		11-4202	625	\$4,957.00
with boom driven by tractor hydraulics (Cat II)		11-5045	325	\$2,147.00
OPTIONS		ORDER CODE	SHIP WEIGHT (LBS)	LIST PRICE
steel dirt deflector		RHFADD	75	\$549.00
rubber dirt deflector flap		28-9951	65	\$547.00
Sprinkler System				
sprinkler system tank 25 gallon with mounting and shutoff		11-5739	75	\$692.00
sprinkler system no tank kit 12V for all lengths		28-9919	X	\$753.00
180 Hood				
Factory Installed				
for RLH 5		28-10311-5	50	\$321.00
for RLH 6		28-10311-6	55	\$387.00
for RLH 7		28-10311-7	60	\$456.00
for RLH 8		28-10311-8	65	\$523.00
OPTIONS - 180 HOOD CONTINUED NEXT PAGE				

Continued Next Page

Prices subject to change without notice.
If you wish to be a Dealer contact (800) 456-7100.
All prices are in US dollars

(800) 456-7100 • (734) 996-9014 fax
www.paladinattachments.com



Sweepers



Utility Tractor Rear Mount Angle Sweeper-Hydraulic Drive (RLH) cont.

OPTIONS CONT.	ORDER CODE	SHIP WEIGHT (LBS)	LIST PRICE
180 Hood cont.			
Field Installed			
for RLH 5	28-10361-5	50	\$321.00
for RLH 6	28-10361-6	55	\$387.00
for RLH 7	28-10361-7	60	\$456.00
for RLH 8	28-10361-8	65	\$523.00

Sweepers



Walk-Behind Angle Sweeper (WSP36)



To order choose one from each group.

Primary Prime Mover	Additional Prime Movers	Sweeper Group	Mount Type	PTO Type	Brush Diameter	Mechanical Angle	Hydraulic Angle	Brush Width	Quick Change Core	Feature Details	Application
Walk Behind	None	Walk Behind Sweepers	Walk Behind	N/A	24"	No	No	36"	No	5 speeds forward, neutral, and reverse	Light duty cleanup

Specifications						
Model	Width	Path @ 15° angle	Weight (Approx)	Brush Diameter	Low Brush Speed	High Range Brush Speed
WSP36	36"	32"	310 lbs	24"	100 rpm	190 rpm

GROUP 1 - WSP36 BASIC SWEEPER	ORDER CODE	SHIP WEIGHT (LBS)	LIST PRICE
WSP36 2 brush speeds, 5.5 hp Honda	WSP3607	372	\$4,383.00

GROUP 2 - BRUSH (ONE REQUIRED)	ORDER CODE	SHIP WEIGHT (LBS)	LIST PRICE
all polypropylene	P	n/a	n/c
polypropylene & wire mix	M	n/a	n/c

OPTIONS	ORDER CODE	SHIP WEIGHT (LBS)	LIST PRICE
brush caster wheels (set of 2)	28-10072	25	\$271.00
2.50 ft³ collection hopper (28-10072 caster wheels required)	28-5518	50	\$1,163.00

Continued Next Page

Prices subject to change without notice.
If you wish to be a Dealer contact (800) 456-7100.
All prices are in US dollars

(800) 456-7100 • (734) 996-9014 fax
www.paladinattachments.com



PALADIN
POWERFUL ATTACHMENT TOOLS

Sweepers



Walk-Behind Angle Sweeper (WSP24)



To order choose one from each group.

Primary Prime Mover	Additional Prime Movers	Sweeper Group	Mount Type	PTO Type	Brush Diameter	Mechanical Angle	Hydraulic Angle	Brush Width	Quick Change Core	Feature Details	Application
Walk Behind	None	Walk Behind Sweepers	Walk Behind	N/A	14"	No	No	24"	No	Single speed, forward and reverse	Light duty cleanup

Specifications

Model	Width	Path @ 15° angle	Weight (Approx)	Brush Diameter	Brush Speed
WSP24	24"	20"	133 lbs	14"	350 rpm

GROUP 1 - WSP24 BASIC SWEEPER

	ORDER CODE	SHIP WEIGHT (LBS)	LIST PRICE
WSP24 with poly brush	WSP24	133	\$1,486.00

OPTIONS

	ORDER CODE	SHIP WEIGHT (LBS)	LIST PRICE
collection hopper	07-7405	30	\$123.00
plow blade	07-7406	30	\$123.00

Continued Next Page



(800) 456-7100 • (734) 996-9014 fax
www.paladinattachments.com

Prices subject to change without notice.
If you wish to be a Dealer contact (800) 456-7100.
All prices are in US dollars

Sweepers



Replacement Brushes

Select Replacement Brush Model

Palletization is Available on Brush Prices. Contact Sweepster for Additional Cost.



18 INCH DIAMETER BRUSH SETS

Width	Bristle Type	Sect/Set	Part #	Price/Set
51" Mechanical	Poly	24	01-0748	\$220.00
	Poly/Wire	24	01-0749	\$261.00
WSP24 Section Set	Poly		07-7388	\$171.00

24 INCH DIAMETER BRUSH SETS

Width	Bristle Type	Sect/Set	Part #	Price/Set
3' WSP36 Mechanical	Poly	18	01-1173	\$157.00
	Poly/Wire	18	01-1176	\$170.00
3' Mechanical	Poly	20	01-0012C	\$178.00
	Poly/Wire	20	01-0016C	\$189.00
4' Mechanical	Poly	24	01-0001C	\$214.00
	Poly/Wire	24	01-0013C	\$226.00
4' Hydraulic	Poly	26	01-0803	\$232.00
	Poly/Wire	26	01-0804	\$246.00
5' Mechanical	Poly	31	01-0017C	\$276.00
	Poly/Wire	31	01-0019C	\$293.00
5' Hydraulic	Poly	33	01-0805	\$293.00
	Poly/Wire	33	01-0806	\$312.00
6' Mechanical	Poly	38	01-0537C	\$339.00
	Poly/Wire	38	01-0539C	\$359.00
6' Hydraulic	Poly	40	01-0807	\$357.00
	Poly/Wire	40	01-0808	\$378.00

32 INCH DIAMETER BRUSH SETS

Width	Bristle Type	Sect/Set	Part #	Price/Set
5' Mech/Hyd	Poly	29	01-0272C	\$329.00
	Poly/Wire	29	01-0274C	\$374.00
6' Mech/Hyd	Poly	35	01-0020C	\$397.00
	Poly/Wire	35	01-0930	\$446.00
7' Mech/Hyd	Poly	41	01-0079C	\$465.00
	Poly/Wire	41	01-0931	\$534.00
8' Mech/Hyd	Poly	47	01-0080C	\$539.00
	Poly/Wire	47	01-0933	\$605.00
9' Mech/Hyd	Poly	53	01-0530C	\$580.00
	Poly/Wire	53	01-0532C	\$685.00
10' Mech/Hyd	Poly	59	01-0220C	\$670.00
	Poly/Wire	59	01-0222C	\$762.00

PICK-UP SWEEPER MAIN BRUSH

Width	Bristle Type	Sect/Set	Part #	Price/Set
HB60 24" dia.	Poly	35	01-0650C	\$312.00
	Poly/Wire	35	01-0651C	\$332.00
HB72 24" dia.	Poly	42	01-0825	\$374.00
	Poly/Wire	42	01-0826	\$397.00
HBB60 26" dia.	Poly	33	01-0873	\$327.00
	Poly/Wire	33	01-1156	\$392.00
HBB72 26" dia.	Poly	39	01-0874	\$387.00
	Poly/Wire	39	01-1157	\$463.00
HBB84 26" dia	Poly	47	01-9279	\$465.00
	Poly/Wire	47	01-9278	\$562.00

HEAVY FILL BRUSH SECTIONS

Width	I.D.	O.D.	Part #	Price/Set
Convuluted-Wire	10"	32"	01-0740C	\$24.00
Flat-Wire	10"	32"	01-0739	\$18.00

BOBCAT BRUSH SECTIONS

Width	I.D.	O.D.	Part #	Price/Set
Convuluted-Poly	6.375"	21"	01-5675	\$8.92
Convuluted-Wire	6.375"	21"	01-0692	\$15.00
Flat-Poly	6.375"	21"	01-5768	\$8.92
Brush, Strip	8.5"		01-385	\$35.00
Convuluted-Poly Wire	6.375"	22"	01-0955	\$13.24

INDIVIDUAL BRUSH SECTIONS

Width	I.D.	O.D.	Part #	Price/Set
Convuluted-Poly	6.375"	24"	01-5009C	\$8.92
Convuluted-Wire	6.375"	24"	01-0015C	\$10.00
Convuluted -Poly/Wire	6.375"	24"	01-0984	\$12.00
Convuluted-Poly	7"	24"	01-0744C	\$8.91
Convuluted-Wire	7"	24"	01-0745C	\$11.44
Flat-Poly	7"	24"	01-0783	\$8.97
Flat-Wire	7"	24"	01-0745	\$12.00
Convuluted-Wire	8"	26"	01-0848	\$14.00
Convuluted-Poly	8"	26"	01-5210	\$9.91
Convuluted-Poly/Wire	8"	26"	01-5010	\$12.00
Flat-Poly	10"	27"	01-1031	\$12.00
Flat-Wire	10"	27"	01-1032	\$15.00
Flat-Poly/Wire	10"	27"	01-5041P	\$13.48

Continued Next Page

Prices subject to change without notice.
If you wish to be a Dealer contact (800) 456-7100.
All prices are in US dollars

(800) 456-7100 • (734) 996-9014 fax
www.paladinattachments.com



Replacement Brushes cont.

INDIVIDUAL BRUSH SECTIONS CONT.				
Width	I.D.	O.D.	Part #	Price/Set
Convuluted-Poly	10"	32"	01-5002C	\$12.00
Convuluted-Wire	10"	32"	01-0006C	\$14.30
Convuluted-Poly/Wire	10"	32"	01-5878	\$13.00
Flat-Poly	10"	32"	01-5002	\$12.00
Flat-Wire	10"	32"	01-0006	\$14.20
Flat-Poly/Wire	10"	32"	01-5988	\$13.00
Convuluted-Poly	10"	36"	01-5003C	\$13.00
Convuluted-Wire	10"	36"	01-0007C	\$14.00
Convuluted-Poly/Wire	10"	36"	01-5014C	\$15.00
Flat-Poly	10"	36"	01-5003	\$12.00
Flat-Wire	10"	36"	01-0007	\$14.00
Spacer		4.4"	01-0617	\$0.72
Spacer		6.375"	01-0147	\$0.74
Spacer		7"	01-0829	\$0.77
Spacer		10"	01-0146	\$1.33

PICK-UP SWEEPER GUTTER BRUSH				
Width	Bristle Type	Sect/Set	Part #	Price/Set
TR48	Poly	10	01-0034	\$127.00
HB, HBB60, 72 & 84 VS, CS, BS	Steel	20	01-0523	\$149.00
	Poly	10	01-0704	\$149.00
HBA	Steel	50	01-0186	\$187.00
	Poly	35	01-0734	\$198.00
SB 48, 60, 72, 84	Steel	20	01-0523	\$149.00
	Poly	10	01-0704	\$149.00
BDC62, 74, 84	Steel	20	01-0523	\$149.00
	Poly	10	01-0704	\$149.00

WLA ANGLE BROOM				
Width	Bristle Type	Sect/Set	Part #	Price/Set
WLA10	Poly	58	01-1212-10	\$743.00
	Poly/Wire	58	01-1211-10	\$869.00
WLA	Poly	71	01-1212-12	\$896.00
	Poly/Wire	71	01-1211-12	\$1,039.00

26" BS/CS				
Width	Bristle Type	Sect/Set	Part #	Price/Set
7ft	Combo	47	01-9278	\$562.00
	Poly	47	01-9279	\$455.00
8ft	Combo	53	01-9321	\$634.00
	Poly	53	01-9322	\$525.00

32" BS				
Width	Bristle Type	Sect/Set	Part #	Price/Set
8ft	Combo	49	01-9272	\$624.00
	Poly	49	01-9273	\$557.00
9ft	Combo	55	01-9319	\$701.00
	Poly	55	01-9320	\$625.00

32" CS				
Width	Bristle Type	Sect/Set	Part #	Price/Set
8ft	Combo	47	01-0933	\$605.00
	Poly	47	01-0080C	\$539.00
9ft	Combo	53	01-1148	\$682.00
	Poly	53	01-530C	\$612.00

PICK-UP SWEEPER				
Width	Bristle Type	Sect/Set	Part #	Price/Set
HBA 32" dia.	Poly	42	01-0715	\$477.00
	Poly/Wire	42	01-0716	\$541.00
SB48 26" dia.	Poly	28	01-0849	\$277.00
	Poly/Wire mix	28	01-1158	\$333.00
SB60 26" dia.	Poly	34	01-0851	\$337.00
	Poly/Wire mix	34	01-1159	\$404.00
SB72 26" dia.	Poly	38	01-0853	\$377.00
	Poly/Wire mix	38	01-1160	\$474.00
SB84 26" dia.	Poly	47	01-9279	\$465.00
	Poly/Wire	47	01-9278	\$562.00
TR48 24" dia	Poly	28	01-0030C	\$250.00
	Poly/Wire	28	01-0032C	\$265.00
20060 - SB	Poly	35	01-1161	\$347.00
	Poly/Wire	35	01-1167	\$416.00
20072 - SB	Poly	41	01-1162	\$406.00
	Poly/Wire mix	41	01-1168	\$487.00
20084 - SB	Poly	49	01-1163	\$486.00
	Poly/Wire mix	49	01-1169	\$582.00
VRS / VS5 26" dia.	Poly	33	01-0873	\$327.00
	Poly/Wire mix	33	01-1156	\$392.00
VRS / VS6 26" dia.	Poly	40	01-9370	\$397.00
	Poly/Wire mix	40	01-9371	\$478.00
VRS / VS7 26" dia.	Poly	48	01-1163	\$486.00
	Poly/Wire mix	48	01-1169	\$582.00

Tool Carrier, QCP 7000 - Manual



To order choose one item from each group.

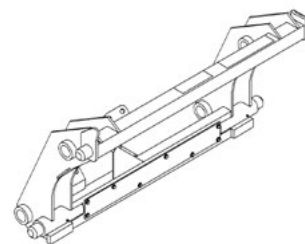
Price includes Tool Carrier & Mounting.

Carrier Specifications: Lift Capacity: <10,000 lbs. Operating Weight <32,000 lbs.

Fits most CASE, NEW HOLLAND and FORD TLB's

Manual Quick Attach only available through FFC & Hydraulic Quick Attach only available through CNH

NOTE: Shipping weights vary depending on loader mounting and packaging.



GROUP 1 - QCP 7000 TOOL CARRIER		ORDER CODE	SHIP WEIGHT (LBS)	LIST PRICE
CHECK LOADER CAPACITY BEFORE ORDERING				
Quick Attach Tool Carrier (Manual)		LAF1721	360	\$2,465.00
GROUP 2 - MOUNTING		ORDER CODE	SHIP WEIGHT (LBS)	LIST PRICE
ADDITIONAL COST MAY APPLY				
Contact Customer Service at (800) 456-7100				
OPTIONS		ORDER CODE	SHIP WEIGHT (LBS)	LIST PRICE
QCP 7000 - Mounting Ears (Field Install) Required for attachments that do not have the FFC Quick Coupler Mounting				
Mounting ears to convert existing buckets and attachments		LAF1723	302	\$977.00

Continued Next Page

Prices subject to change without notice.
If you wish to be a Dealer contact (800) 456-7100.
All prices are in US dollars

(800) 456-7100 • (734) 996-9014 fax
www.paladinattachments.com



PALADIN
POWERFUL ATTACHMENT TOOLS

Toothbars



When ordering a custom Toothbar, a Toothbar Fitting Sheet (found on page 11) may be required. Toothbar shanks are profiled and spaced differently to adhere to certain bucket specifications (i.e. Bolt-On edges, Bolt-Hole spacing, etc.) In order to provide a suitable Toothbar, detailed specifications must be provided to FFC. FFC Buckets with the FFC Bolt-Hole Pattern (6" centers) and/or FFC Cutting Edge are exempt from the Toothbar Fitting Sheet requirement. Non-FFC buckets WITHOUT a Bolt-On edge only require the inside width of the bucket and the thickness of the weld-on edge. If you are ordering a Toothbar for an FFC Bucket, simply denote which model you have when ordering. When selecting an FFC Toothbar for your bucket, locate a model below that measures in close proximity to the bucket you are ordering for. FFC will gather data from the Toothbar Fitting Sheet and customize the Toothbar according to those specifications. Customization price will not be affected.

Toothbars, Standard Duty

Standard Duty Toothbars include 1" Shank and Replaceable Points (Fabricated)

Quantity of teeth may vary depending on bolt hole pattern

NOTE: Shipping weights vary depending on loader mounting and packaging.

GROUP 1 - STANDARD DUTY TOOTHBAR		ORDER CODE	SHIP WEIGHT (LBS)	LIST PRICE
A TOOTHBAR FITTING SHEET MAY BE REQUIRED				
Standard Duty Toothbar for Buckets w/o Bolt-On Edge				
36" Toothbar Standard-Duty (5 teeth)		LAF1036	44	\$460.00
42" Toothbar Standard-Duty (5 teeth)		LAF1042	49	\$488.00
49" Toothbar Standard-Duty (6 teeth)		LAF1049	56	\$522.00
54" Toothbar Standard-Duty (6 teeth)		LAF1054	64	\$548.00
63" Toothbar Standard-Duty (7 teeth)		LAF1063	73	\$598.00
72" Toothbar Standard-Duty (8 teeth)		LAF1072	83	\$652.00
82" Toothbar Standard-Duty (9 teeth)		LAF1082	93	\$717.00

Standard Duty Toothbar for Buckets WITH Bolt-On Edge				
63" Toothbar for Buckets with Bolt-On Edge (7 teeth)		LAF1064	84	\$628.00
72" Toothbar for Buckets with Bolt-On Edge (8 teeth)		LAF1073	98	\$685.00
80" Toothbar for Buckets with Bolt-On Edge (9 teeth)		LAF1079	115	\$737.00

REPLACEMENT PARTS		ORDER CODE	SHIP WEIGHT (LBS)	LIST PRICE
<i>Situations that require a Toothbar Fitting Sheet Found on page 11.</i>				
Shanks/Teeth (Shanks can be welded directly to Bucket)				
Weld-on Shank for Toothbar w/o Bolt-On Edge		LAF1004	8	\$60.00
Weld-on Shank for Toothbar w/ Bolt-On Edge		LAF1005	8	\$66.00
Weld-on Shank for bucket without point		LAF1015	8	\$53.00
Weld-on Flush Tooth for Bucket 1.5" w/RP & roll pin		LAF1031	7	\$63.00
Replaceable Point for Standard Toothbars		LAF1000	1	\$7.34
.3125" Roll Pin		RHW8026	NA	\$0.56

Continued Next Page



(800) 456-7100 • (734) 996-9014 fax
www.paladinattachments.com

Prices subject to change without notice.
If you wish to be a Dealer contact (800) 456-7100.
All prices are in US dollars

Toothbars cont.

Toothbars, Heavy-Duty

Heavy-Duty Toothbars include 1.5" Shank and Replaceable Points (Fabricated)

Quantity of teeth may vary depending on bolt hole pattern

NOTE: Shipping weights vary depending on loader mounting and packaging.

GROUP 1 - HEAVY-DUTY TOOTHBAR		ORDER CODE	SHIP WEIGHT (LBS)	LIST PRICE
A TOOTHBAR FITTING SHEET MAY BE REQUIRED				
Heavy-Duty Toothbar for Buckets w/o Bolt-On Edge				
63" Toothbar Heavy-Duty (7 teeth)		LAF9263	112	\$525.00
72" Toothbar Heavy-Duty (8 teeth)		LAF9272	117	\$572.00
82" Toothbar Heavy-Duty (9 teeth)		LAF9282	157	\$629.00
93" Toothbar Heavy-Duty (10 teeth)		LAF9293	170	\$698.00
Heavy-Duty Toothbar for Buckets WITH Bolt-On Edge				
63" Toothbar for Buckets with Bolt-On Edge (7 teeth)		LAF9264	133	\$834.00
72" Toothbar for Buckets with Bolt-On Edge (8 teeth)		LAF9273	141	\$909.00
82" Toothbar for Buckets with Bolt-On Edge (9 teeth)		LAF9283	161	\$999.00
93" Toothbar for Buckets with Bolt-On Edge (10 teeth)		LAF9294	180	\$1,095.00
REPLACEMENT PARTS		ORDER CODE	SHIP WEIGHT (LBS)	LIST PRICE
<i>Situations that require a Toothbar Fitting Sheet Found on page 11.</i>				
Shanks/Teeth (Shanks can be welded directly to Bucket)				
Shank with fabricated replaceable point & roll pin for No BOE		LAF1069	NA	\$52.00
Shank with fabricated replaceable point & roll pin for BOE		LAF1070	NA	\$54.00
Replaceable points for 1.5" shank (fabricated)		88893	NA	\$13.00
Rubberized flex pin		88894	NA	\$5.00

Continued Next Page

Prices subject to change without notice.
If you wish to be a Dealer contact (800) 456-7100.
All prices are in US dollars

(800) 456-7100 • (734) 996-9014 fax
www.paladinattachments.com

Toothbars cont.



Toothbars, Extra Heavy-Duty

*READ FIRST: When ordering a custom Toothbar, a Toothbar Fitting Sheet (found on page 11) may be required. Toothbar shanks are profiled and spaced differently to adhere to certain bucket specifications (i.e. Bolt-On edges, Bolt-Hole spacing, etc.) In order to provide a suitable Toothbar, detailed specifications must be provided to FFC. FFC Buckets with the FFC Bolt-Hole Pattern (6" centers) and/or FFC Cutting Edge are exempt from the Toothbar Fitting Sheet requirement. Non-FFC buckets WITHOUT a Bolt-On edge only require the inside width of the bucket and the thickness of the weld-on edge. If you are ordering a Toothbar for an FFC Bucket, simply denote which model you have when ordering.

When selecting an FFC Toothbar for your bucket, locate a model below that measures in close proximity to the bucket you are ordering for. FFC will gather data from the Toothbar Fitting Sheet and customize the Toothbar according to those specifications. Customization price will not be affected.

Extra Heavy-Duty Toothbars include 1.5" Shank and Replaceable Points (Cast)

Quantity of teeth may vary depending on bolt hole pattern

NOTE: Shipping weights vary depending on loader mounting and packaging.

GROUP 1 -EXTRA HEAVY-DUTY TOOTHBAR		ORDER CODE	SHIP WEIGHT (LBS)	LIST PRICE
A TOOTHBAR FITTING SHEET MAY BE REQUIRED				
Extra Heavy-Duty Toothbar for Buckets w/o Bolt-On Edge				
T-1 Shanks welded to .75" x 4" edge with cast point				
63" Toothbar Extra Heavy-Duty (7 teeth)	LAF9163	112	\$725.00	
72" Toothbar Extra Heavy-Duty (8 teeth)	LAF9172	117	\$790.00	
82" Toothbar Extra Heavy-Duty (9 teeth)	LAF9182	157	\$869.00	
93" Toothbar Extra Heavy-Duty (10 teeth)	LAF9193	170	\$1,110.00	

T-1 Shanks welded to .75" x 6" edge with cast point				
82" Toothbar Extra Heavy-Duty(10 teeth)	LAF1083	170	\$1,295.00	
96" Toothbar Extra Heavy-Duty (12 teeth)	LAF1097	195	\$1,409.00	

Extra Heavy-Duty Toothbar for Buckets WITH Bolt-On Edge				
T-1 Shanks welded to .75" x 4" edge with cast point				
63" Toothbar Extra Heavy-Duty with BOE (7 teeth)	LAF9164	133	\$834.00	
72" Toothbar Extra Heavy-Duty with BOE (8 teeth)	LAF9173	141	\$909.00	
82" Toothbar Extra Heavy-Duty with BOE (9 teeth)	LAF9183	161	\$999.00	
93" Toothbar Extra Heavy-Duty with BOE (10 teeth)	LAF9194	180	\$1,095.00	

Extra Heavy-Duty Toothbar for Buckets WITH Bolt-On Edge				
T-1 Shanks welded to .75" x 6" edge with cast point				
96" Toothbar Extra Heavy-Duty with BOE (12 teeth)	LAF1098	200	\$1,636.00	

REPLACEMENT PARTS		ORDER CODE	SHIP WEIGHT (LBS)	LIST PRICE
Shanks/Teeth				
1" shank with replaceable point & roll pin for No BOE	LAF1008	NA	\$56.00	
1" shank with replaceable point & roll pin for BOE	LAF1009	NA	\$58.00	
Replaceable points for 1.5" shank (cast)	88893	NA	\$13.00	
Rubberized flex pin	88894	NA	\$5.00	

Shanks can be welded directly to Bucket

Continued Next Page



(800) 456-7100 • (734) 996-9014 fax
www.paladinattachments.com

Prices subject to change without notice.
If you wish to be a Dealer contact (800) 456-7100.
All prices are in US dollars

SITUATIONS THAT REQUIRE A TOOTHBAR FITTING SHEET

You do NOT have to fill out the Toothbar fitting sheet if:

- You are fitting a Toothbar to an FFC Bucket
- You are fitting a Toothbar to an FFC Bucket with Bolt-on Edge
- You are fitting ANY Bucket with no Bolt-on Edge (In this situation, you must provide the thickness of the weld-on edge and the inside width of the bucket)

You MUST fill out the Toothbar fitting sheet if:

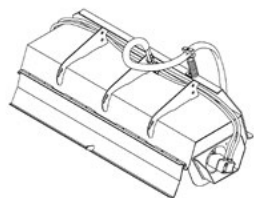
- You are fitting a Toothbar for **ANY** non-FFC bucket **WITH** a Bolt-On Edge

Tillers

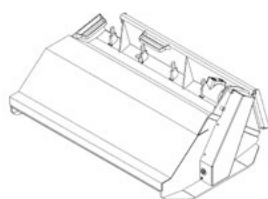


To order choose one item from each group.
Price includes Tiller & Universal SSL Mounting.

Carrier Specifications: Lift Capacity: <9,000 lbs. Operating Weight <11,000 lbs.



fixed offset



ADJ offset

GROUP 1 - TILLER			
CHECK LOADER CAPACITY BEFORE ORDERING			
	ORDER CODE	SHIP WEIGHT (LBS)	LIST PRICE
Fixed Offset			
38" working width Tiller	LAF3438	470	\$4,833.00
52" working width Tiller	LAF3452	620	\$5,648.00
68" working width Tiller	LAF3468	715	\$5,870.00
Adjustable offset - Tiller offsets to cover right tire			
52" Tiller			
4" tines, 14 to 17 GPM	102000-D4	660	\$5,426.00
6" tines, 14 to 17 GPM	102000-D6	660	\$5,426.00
4" tines, 18 to 28 GPM	102000-E4	660	\$5,426.00
6" tines, 18 to 28 GPM	102000-E6	660	\$5,426.00
66" Tiller			
4" tines, 14 to 17 GPM	100935-D4	880	\$5,959.00
6" tines, 14 to 17 GPM	100935-D6	880	\$5,959.00
4" tines, 18 to 28 GPM	100935-E4	880	\$5,959.00
6" tines, 18 to 28 GPM	100935-E6	880	\$5,959.00
66" Tiller			
4" tines, 29 to 44 GPM (high flow)	100935-H4	880	\$6,663.00
6" tines, 29 to 44 GPM (high flow)	100935-H6	880	\$6,663.00
78" Tiller			
4" tines, 29 to 44 GPM (high flow)	103286-H4	1100	\$7,119.00
6" tines, 29 to 44 GPM (high flow)	103286-H6	1100	\$7,119.00
OPTIONAL - ACCESSORIES			
	ORDER CODE	SHIP WEIGHT (LBS)	LIST PRICE
Scarifiers			
scarifier kit 52" set of 4	102071	40	\$227.00
scarifier kit 66" set of 5	102072	50	\$259.00
scarifier kit 78" set of 6	102307	60	\$328.00

Tree Tools

Tree Forks



TREE FORKS	ORDER CODE	SHIP WEIGHT (LBS)	LIST PRICE
tree fork universal mount	101502	630	\$3,354.00

66" hoses flat face couplers	103577	10	\$213.00
94" hoses flat face couplers	103603	10	\$246.00

GROUP 1 - BLADE SETS	ORDER CODE	SHIP WEIGHT (LBS)	LIST PRICE
4415 Blade Sets (set of 5) weight includes pallet			
32" blade set (870# approximate ball weight)	25692	425	\$2,696.00
36" blade set (1160# approximate ball weight)	25693	450	\$2,696.00
40" blade set (1600# approximate ball weight)	25850	475	\$2,696.00
44" blade set (2035# approximate ball weight)	25694	500	\$2,696.00

OPTIONAL	ORDER CODE	SHIP WEIGHT (LBS)	LIST PRICE
pressure control valve kit	107016	40	\$315.00

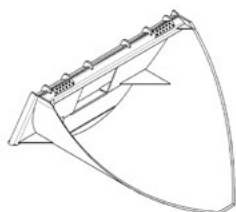
Tree Scoop



To order choose one item from each group.
Price includes Tree Scoop & Universal SSL Mounting.

Carrier Specifications: Lift Capacity: <10,000 lbs. Operating Weight <32,000 lbs.

NOTE: Shipping weights vary depending on loader mounting and packing.



GROUP 1 - TREE SCOOP CHECK LOADER CAPACITY BEFORE ORDERING	ORDER CODE	SHIP WEIGHT (LBS)	LIST PRICE
36" Ball Size Tree Scoop	LAF1836	278	\$1,502.00
42" Ball Size Tree Scoop	LAF1842	380	\$1,577.00
48" Ball Size Tree Scoop	LAF1848	445	\$1,683.00

GROUP 2 - MOUNTING ADDITIONAL COST MAY APPLY	ORDER CODE	SHIP WEIGHT (LBS)	LIST PRICE
Contact Customer Service at (800) 456-7100			

Tree Shear



TREE SHEAR	ORDER CODE	SHIP WEIGHT (LBS)	LIST PRICE
10" tree shear assembly	113427	1125	\$5,834.00
Replacement Blade	111568		\$161.00

Prices subject to change without notice.
If you wish to be a Dealer contact (800) 456-7100.
All prices are in US dollars

(800) 456-7100 • (734) 996-9014 fax
www.paladinattachments.com



Tree Tools

Tree Spade

To order choose one item from each group.
Price includes Tree Spade & Universal SSL Mounting.

Consult factory for specific mounts

See specs to determine spade size & machine capacity requirement.

Note: Use 25900 Mount for Skid Steer



GROUP 1 - TREE SPADE WITH ELECTRIC VALVE & JOYSTICK CONTROL		ORDER CODE	SHIP WEIGHT (LBS)	LIST PRICE
Tree Spade				
2030 model with blade (mount required) SEE Group 4		25605	650	\$8,449.00
25 Series - (includes blades) (no under cutter)				
2625 model 25° with blades*		25670	1150	\$12,189.00
3625 model 25° with blades*		25370	1550	\$13,502.00
4425 model 25° with blades*		25570	1875	\$17,104.00
15 Series (requires blade set from Group 2)				
3215 model 15° with under cutter		25063	1490	\$14,641.00
3215 model 15° with under cutter (universal SSL mount included)		25563	1368	\$14,653.00
4415 model 15° with under cutter (no mount)		25690	2635	\$20,151.00
GROUP 2 - BLADE SETS (REQUIRED WITH 15 SERIES ONLY)		ORDER CODE	SHIP WEIGHT (LBS)	LIST PRICE
3215 Blade Sets (set of 4) weight includes pallet				
20" blade set (260# approximate ball weight)		25045	300	\$2,069.00
24" blade set (390# approximate ball weight)		25044	310	\$2,066.00
28" blade set (585# approximate ball weight)		25043	330	\$2,069.00
32" blade set (850# approximate ball weight)		25042	350	\$2,066.00
4415 Blade Sets (set of 5) weight includes pallet				
32" blade set (870# approximate ball weight)		25692	425	\$2,696.00
36" blade set (1160# approximate ball weight)		25693	450	\$2,696.00
40" blade set (1600# approximate ball weight)		25850	475	\$2,696.00
44" blade set (2035# approximate ball weight)		25694	500	\$2,696.00
GROUP 3 - OPTIONS		ORDER CODE	SHIP WEIGHT (LBS)	LIST PRICE
12' long control cable extension cord for use on tractor and wheel loader mounts		25519	10	\$443.00
16' long control cable extension cord for use on tractor and wheel loader mounts		25874	10	\$482.00
25' long control cable extension cord for use on tractor and wheel loader mounts		25869	10	\$523.00
replaceable joystick included in base unit		25425	10	\$1,506.00
TREE SPADES CONTINUED NEXT PAGE				

Continued Next Page



(800) 456-7100 • (734) 996-9014 fax
www.paladinattachments.com

Prices subject to change without notice.
If you wish to be a Dealer contact (800) 456-7100.
All prices are in US dollars

Tree Tools

Tree Spade cont.



GROUP 4 - MOUNTS FOR 2030 (INCLUDES HYDRAULIC KIT)	ORDER CODE	SHIP WEIGHT (LBS)	LIST PRICE
mini loader universal mount for 2030	25608	68	\$338.00
universal skid steer mount for 2030	25696	250	\$536.00
ASV RC30 / Polaris ASL 300 / Polaris	25744	150	\$460.00
Bobcat MT50 / MT52 mount for 2030	25689	150	\$489.00

GROUP 5 - REAR STABILIZERS CONTACT FACTORY FOR MODELS NOT LISTED	ORDER CODE	SHIP WEIGHT (LBS)	LIST PRICE
<i>(rear stabilizers do not include control valve, valve is part of the Tree Spade)</i>			
ASV RC30 / Polaris	25745	200	\$1,436.00
ASV RC-100 includes, regular single tower	25862	250	\$1,665.00
Ditch Witch XT850	25811	200	contact factory
Caterpillar 232, 243, 252, 262, 268B, 257, 287, 257B, 287C, 297C, 252Bm 242B, 272C, 262C	25614	400	\$2,269.00
Gehl 4640, 4840, 5640, 6640	25543	450	\$2,490.00
Gehl CTL 60, 70, 80	104441	450	\$2,443.00
Hyundai HSL610 & HSL810	25195	400	\$2,400.00
John Deere 260, 270, 280 w/pads	25913	435	\$3,709.00
John Deere 325, 328, 332 w/pads, tire style only	25917	400	\$3,530.00
John Deere 326D-333D	25919	400	\$3,530.00
Komatsu SK714 & SK815	25072	400	\$2,091.00
Mustang MTL16, 20, 25	104441	450	\$2,443.00
Mustang 2066, 2076, 2086	25543	450	\$2,490.00
Takeuchi 130, 140, 150 (weld on style) universal mounting	104441	450	\$2,443.00
Thomas 25G mini includes pads	25350	134	\$1,256.00
Vermeer S600 mini includes pads	25691	141	\$1,383.00
Volvo MC70 & MC110	25441	450	\$2,390.00
Volvo MC90.B, MC110.B	25881	450	contact factory
Volvo MC60.B, MC70.B, MC80.B	25880	450	\$2,732.00

Note: For Case & New Holland units, see your Case or New Holland Dealer

GROUP 6 - STABILIZER PADS	ORDER CODE	SHIP WEIGHT (LBS)	LIST PRICE
flat pads	68587	39	\$237.00
grouser pads	25235	45	\$178.00

Prices subject to change without notice.
If you wish to be a Dealer contact (800) 456-7100.
All prices are in US dollars

(800) 456-7100 • (734) 996-9014 fax
www.paladinattachments.com



Trenchers



Model 330

To order choose one item from each group.

3-Point Hitch (Category 1) Hydrostatic Transmission and Rear Remotes

Important: Front counter weight may be necessary for proper transportation of the tractor and trencher attachment.



GROUP 1 - TRENCHER ASSEMBLY (INCLUDES 4 FOOT HOSES WITH 6 FJX HOSE END)	ORDER CODE	SHIP WEIGHT (LBS)	LIST PRICE
330 trencher assembly, 15 - 30 HP	111135	465	\$5,103.00

GROUP 2 - BOOM & CRUMBER ASSEMBLIES	ORDER CODE	SHIP WEIGHT (LBS)	LIST PRICE
30" digging depth (29 stations)	111385	85	\$811.00
36" digging depth (32 stations)	111374	85	\$823.00

GROUP 3 - CHAIN & TEETH ASSEMBLIES (MUST MATCH BOOM & CRUMBER SIZE)	ORDER CODE	SHIP WEIGHT (LBS)	LIST PRICE
38,000# / 1.654 Pitch / Cut-Type Teeth / Tooth Every Station			
for 30" boom 3" wide chain	112533	65	\$892.00
for 30" boom 4.5" wide chain	16687	70	\$919.00
for 30" boom 6" wide chain	16686	76	\$987.00
for 30" boom 8" wide chain	16685	88	\$1,019.00
for 36" boom 3" wide chain	112531	70	\$965.00
for 36" boom 4.5" wide chain	89822	76	\$994.00
for 36" boom 6" wide chain	89823	84	\$1,005.00
for 36" boom 8" wide chain	89824	96	\$1,130.00

38,000# / 1.654 Pitch / 70/30 Combination Shark-Type / Cup-Type Teeth / Tooth Every Station			
for 30" boom 3" wide chain	112454	70	\$1,153.00
for 30" boom 4.5" wide chain	112562	73	\$1,153.00
for 30" boom 6" wide chain	18767	80	\$1,153.00
for 30" boom 8" wide chain	18768	86	\$1,262.00
for 36" boom 3" wide chain	112453	100	\$1,266.00
for 36" boom 4.5" wide chain	89825	76	\$1,266.00
for 36" boom 6" wide chain	89826	83	\$1,266.00
for 36" boom 8" wide chain	89827	92	\$1,425.00

OPTIONS	ORDER CODE	SHIP WEIGHT (LBS)	LIST PRICE
Valve assembly for use when tractor is not equipped with rear remote couplers	112573	20	\$485.00

Continued Next Page

Trenchers



Model 612



To order choose one item from each group.

3-Point Hitch (Category 1) Hydrostatic Transmission and Rear Remotes

Basic Trencher Price Includes PTO drive shaft (20 to 45 HP) and Hydraulic hook-up kit
Shipped fully assembled, ready to mount on tractor

Front counter-weighting may be necessary for proper transportation of the tractor and trencher attachment.

Choose order code to match your tractor.

GROUP 1 - TRENCHER ASSEMBLY	ORDER CODE	SHIP WEIGHT (LBS)	LIST PRICE
Basic Trencher			
612 Trencher	78592	615	\$6,177.00

GROUP 2- BOOM & CRUMBER ASSEMBLY	ORDER CODE	SHIP WEIGHT (LBS)	LIST PRICE
30" digging depth 23 stations	110631	101	\$514.00
36" digging depth 26 stations	110632	111	\$526.00
48" digging depth 33 stations	110633	149	\$630.00
60" digging depth 40 stations	110634	188	\$897.00

NOTE: 48" & 60" boom & crumber assembly includes chain tightener kit, not required on 30" and 36" assemblies due to design.

GROUP 3 - CHAIN & TEETH ASSEMBLY (MUST MATCH BOOM & CRUMBER SIZE)	ORDER CODE	SHIP WEIGHT (LBS)	LIST PRICE
50,000# Chain / 2.00" Pitch / Tooth Every Station			
for 30" boom 6" wide chain	80044	107	\$713.00
for 30" boom 8" wide chain	80045	115	\$784.00
for 30" boom 10" wide chain	80046	127	\$901.00
for 30" boom 12" wide chain	80047	142	\$1,039.00
for 36" boom 6" wide chain	80048	132	\$825.00
for 36" boom 8" wide chain	80049	139	\$879.00
for 36" boom 10" wide chain	80050	152	\$1,094.00
for 36" boom 12" wide chain	80822	190	\$1,217.00
for 48" boom 6" wide chain	80051	157	\$1,000.00
for 48" boom 8" wide chain	80052	167	\$1,073.00
for 60" boom 6" wide chain	80053	173	\$1,197.00

50,000# Chain / 2.00" Pitch / Tooth Every Other Station			
for 30" boom 6" wide chain	80034	86	\$603.00
for 30" boom 8" wide chain	80035	91	\$637.00
for 30" boom 10" wide chain	80036	95	\$713.00
for 30" boom 12" wide chain	80037	105	\$790.00

612 TRENCHER CONTINUED ON THE NEXT PAGE

Continued Next Page

Prices subject to change without notice.
If you wish to be a Dealer contact (800) 456-7100.
All prices are in US dollars

(800) 456-7100 • (734) 996-9014 fax
www.paladinattachments.com



Trenchers



Model 612 cont.



GROUP 3 - CHAIN & TEETH ASSEMBLY CONT. (MUST MATCH BOOM & CRUMBER SIZE)	ORDER CODE	SHIP WEIGHT (LBS)	LIST PRICE
for 36" boom 6" wide chain	80038	100	\$673.00
for 36" boom 8" wide chain	80039	105	\$699.00
for 36" boom 10" wide chain	80040	113	\$789.00
for 48" boom 6" wide chain	80041	127	\$824.00
for 48" boom 8" wide chain	80042	134	\$879.00
for 60" boom 6" wide chain	80043	149	\$1,011.00

Combination Chain Assemblies: 50/50 Rock & Frost / Cup Teeth			
for 30" boom 6" wide chain	83702	145	\$2,066.00
for 36" boom 6" wide chain	83703	165	\$2,223.00
for 48" boom 6" wide chain	83704	205	\$2,301.00

Combination Chain Assemblies: 70/30 Aggressive Shark-Style / Cup Teeth			
for 30" boom 6" wide chain	31539	99	\$905.00
for 36" boom 6" wide chain	31540	117	\$1,065.00
for 48" boom 6" wide chain	31541	155	\$1,298.00
for 60" boom 6" wide chain	31542	195	\$1,634.00

Shark-Style Tooth Chain Assemblies: 50,000# ABF Chain / 2.00" Pitch			
for 30" boom 6" wide chain	31543	105	\$1,086.00
for 36" boom 6" wide chain	31544	130	\$1,227.00
for 48" boom 6" wide chain	31545	170	\$1,446.00

OPTIONS	ORDER CODE	SHIP WEIGHT (LBS)	LIST PRICE
stand for model 612 trencher	88167	20	\$104.00
special paint color - contact factory for order code			
42" bolt on cutting edge	107157	22	\$84.00

Continued Next Page

Trenchers



Model 615



To order choose one item from each group.

Planetary Drive Trencher for Skid-Steer / Mini Skid-Steer Loaders

615 Trencher is limited to skid steers with up to 1,000 lb. lift capacity and maximum flow of 16 GPM.



GROUP 1 - TRENCHER ASSEMBLY		ORDER CODE	SHIP WEIGHT (LBS)	LIST PRICE
615 trencher assembly, 6-10 GPM		18392	250	\$2,954.00
615 trencher assembly, 10-16 GPM		18393	250	\$2,954.00

GROUP 2 - BOOM & CRUMBER ASSEMBLIES		ORDER CODE	SHIP WEIGHT (LBS)	LIST PRICE
24" digging depth (25 stations)		18401	131	\$746.18
30" digging depth (29 stations)		18402	140	\$837.00
36" digging depth (32 stations)		18403	176	\$849.00

GROUP 3 - CHAIN & TEETH ASSEMBLIES (MUST MATCH BOOM & CRUMBER SIZE)		ORDER CODE	SHIP WEIGHT (LBS)	LIST PRICE
38,000# / 1.654 Pitch / Cut-Type Teeth / Tooth Every Station				
for 24" boom 4.5" wide chain		16692	61	\$578.00
for 24" boom 6" wide chain		16691	66	\$619.00
for 24" boom 8" wide chain		16690	76	\$765.00
for 24" boom 10" wide chain		16689	82	\$933.00
for 24" boom 12" wide chain		16688	94	\$953.00
for 30" boom 4.5" wide chain		16687	70	\$919.00
for 30" boom 6" wide chain		16686	76	\$987.00
for 30" boom 8" wide chain		16685	88	\$1,019.00
for 30" boom 10" wide chain		16684	98	\$1,045.00
for 36" boom 4.5" wide chain		89822	76	\$994.00
for 36" boom 6" wide chain		89823	84	\$1,005.00
for 36" boom 8" wide chain		89824	96	\$1,130.00

38,000# / 1.654 Pitch / 70/30 Combination / Shark-Type / Cup-Type Teeth / Tooth Every Station				
for 24" boom 6" wide chain		18763	65	\$865.00
for 24" boom 8" wide chain		18764	71	\$992.00
for 24" boom 10" wide chain		18765	78	\$1,093.00
for 24" boom 12" wide chain		18766	89	\$1,134.00
for 30" boom 6" wide chain		18767	76	\$1,153.00
for 30" boom 8" wide chain		18768	82	\$1,262.00
for 30" boom 10" wide chain		18769	90	\$1,379.00

615 TRENCHER CONTINUED ON THE NEXT PAGE

Continued Next Page

Prices subject to change without notice.
If you wish to be a Dealer contact (800) 456-7100.
All prices are in US dollars

(800) 456-7100 • (734) 996-9014 fax
www.paladinattachments.com





Model 615 cont.

GROUP 3 - CHAIN & TEETH ASSEMBLIES CONT. (MUST MATCH BOOM & CRUMBER SIZE)		ORDER CODE	SHIP WEIGHT (LBS)	LIST PRICE
38,000# / 1.654 Pitch / 70/30 Combination / Shark-Type / Cup-Type Teeth / Tooth Every Station cont.				
for 36" boom 4.5" chain		89825	76	\$1,266.00
for 36" boom 6" wide chain		89826	83	\$1,266.00
for 36" boom 8" wide chain		89827	92	\$1,425.00
for 36" boom 10" wide chain		18777	99	\$1,445.00
for 36" boom 12" wide chain		18778	113	\$1,604.00

GROUP 4 - MOUNTING KITS		ORDER CODE	SHIP WEIGHT (LBS)	LIST PRICE
Mounting Plates				
Mini Loader				
mini-loader, universal		89952	46	\$227.00
mini-loader, universal offset		15495	56	\$313.00
Bobcat MT50/MT52/453/463		16287	89	\$402.00

Skid-Steer Loader (limited to skid steers under 1,000 lb. lift capacity)				
skid steer loader, universal		15273	94	\$371.00
skid steer loader universal, offset		18696	280	\$703.00
Case 1835		24302	55	\$302.00
Polaris ASL300 & ASV RC30		24305	77	\$484.00
Thomas 85		18967	54	\$245.00

Excavator				
Excavator mount (pin-on)		contact factory		
Hitachi 27U mini excavator mount	110858	62		\$584.00
Volvo EC 15-20 mini excavator mount with quick coupler	111219	35		\$955.00
Caterpillar 302.5	15578	60		\$466.00
Caterpillar 303, 303CR, 303.5	106269	58		\$511.00
Caterpillar 304, 304CR, 304.5	103091	70		\$755.00
Komatsu PC58-3 excavator	100100	65		\$609.00
C&P 027 Coupler	33688	80		\$549.00
John Deere 27/35-ZTS Coupler	104164	45		\$581.00
New Holland EC35	106072	35		\$454.00
John Deere 35D	113988	40		\$547.00
Hitachi 27U Coupler	110858	40		\$584.00
Kubota KX 41-2	17028	35		\$449.00
Volvo BL70	101047	30		\$663.00
Volvo EC15-20 Coupler*	111219	40		\$955.00
Kubota KX41, JCB Micro*	33955	40		\$575.00
John Deere 50D/50ZTS Coupler	116052	99		\$628.00
Kubota W/U25 Coupler	116093	88		\$615.00

* Includes Hydraulic Kit

615 TRENCHER CONTINUED NEXT PAGE

Continued Next Page

Trenchers



Model 615 cont.

GROUP 5 - HYDRAULIC KITS		ORDER CODE	SHIP WEIGHT (LBS)	LIST PRICE
Mini Loader				
56" hose, poppet couplers		18559	20	\$141.00
56" hose, flat face couplers		18558	20	\$206.00
Universal Skid-Steer Loader				
78" long hose/coupler universal-flat face		18560	25	\$213.00
97" long hose/coupler universal flat face		19709	20	\$286.00

Model 625

Universal Skid-Steer Mounting

To order choose one item from each group.



GROUP 1 - TRENCHER ASSEMBLY		ORDER CODE	SHIP WEIGHT (LBS)	LIST PRICE
Basic Trencher				
model 625 trencher 14 to 22 GPM		89220	850	\$3,501.00
Basic Trencher with Boom & Chain / Teeth Assemblies (must order hose kit)				
36" digging depth, 6" wide chain, tooth every station		89472	1115	\$4,950.00
48" digging depth, 6" wide chain, tooth every station		89473	1140	\$5,173.00
48" digging depth, 8" wide chain, tooth every station		89474	1150	\$5,266.00

GROUP 2 - BOOM & CRUMBER ASSEMBLIES		ORDER CODE	SHIP WEIGHT (LBS)	LIST PRICE
30" digging depth (24 stations)		89281	104	\$586.00
36" digging depth (27 stations)		89282	115	\$624.00
42" digging depth (31 stations)		89283	128	\$645.00
48" digging depth (34 stations)		89284	140	\$673.00

GROUP 3 - CHAIN & TEETH ASSEMBLIES (MUST MATCH BOOM & CRUMBER SIZE)		ORDER CODE	SHIP WEIGHT (LBS)	LIST PRICE
50,000# Chain / 2.00" Pitch / Tooth Every Station				
for 30" boom 6" wide chain		79154	110	\$713.00
for 30" boom 8" wide chain		79155	118	\$784.00
for 30" boom 10" wide chain		79156	130	\$1,049.00
for 30" boom 12" wide chain		79157	145	\$1,121.00

625 TRENCHER CONTINUED NEXT PAGE

Continued Next Page

Prices subject to change without notice.
If you wish to be a Dealer contact (800) 456-7100.
All prices are in US dollars

(800) 456-7100 • (734) 996-9014 fax
www.paladinattachments.com





Model 625 cont.

GROUP 3 - CHAIN & TEETH ASSEMBLIES CONT. (MUST MATCH BOOM & CRUMBER SIZE)		ORDER CODE	SHIP WEIGHT (LBS)	LIST PRICE
50,000# Chain / 2.00" Pitch / Tooth Every Station cont.				
for 36" boom 6" wide chain		79099	135	\$863.00
for 36" boom 8" wide chain		79100	142	\$879.00
for 36" boom 10" wide chain		79158	155	\$1,084.00
for 36" boom 12" wide chain		81120	190	\$1,245.00
for 42" boom 6" wide chain		82114	148	\$908.00
for 42" boom 8" wide chain		82115	156	\$1,035.00
for 42" boom 10" wide chain		82116	170	\$1,211.00
for 48" boom 6" wide chain		79101	160	\$1,045.00
for 48" boom 8" wide chain		79102	170	\$1,136.00
50,000# Chain / 2.00" Pitch / Tooth Every Other Station				
for 30" boom 6" wide chain		79181	89	\$603.00
for 30" boom 8" wide chain		79182	94	\$726.00
for 30" boom 10" wide chain		79183	98	\$790.00
for 30" boom 12" wide chain		79184	108	\$824.00
for 36" boom 6" wide chain		79185	103	\$673.00
for 36" boom 8" wide chain		79186	108	\$714.00
for 36" boom 10" wide chain		79187	116	\$790.00
for 42" boom 6" wide chain		82117	117	\$780.00
for 42" boom 8" wide chain		82118	123	\$777.00
for 42" boom 10" wide chain		82119	132	\$865.00
for 48" boom 6" wide chain		79188	130	\$824.00
for 48" boom 8" wide chain		79189	137	\$879.00
Combination Chain Assembly: 50/50 Rock & Frost / Bullet Teeth / Cup Teeth				
for 30" boom 6" wide chain		83706	152	\$1,780.00
for 36" boom 6" wide chain		83707	182	\$1,869.00
for 42" boom 6" wide chain		83708	212	\$2,092.00
for 48" boom 6" wide chain		83709	242	\$2,247.00
Combination Chain Assembly: 70/30 Aggressive Shark-Style Teeth / Cup Teeth				
for 30" boom 6" wide chain		31546	118	\$933.00
for 36" boom 6" wide chain		31547	133	\$1,129.00
for 42" boom 6" wide chain		31563	153	\$1,220.00
for 48" boom 6" wide chain		31548	168	\$1,285.00
625 TRENCHER CONTINUED NEXT PAGE				

Continued Next Page

Model 625 cont.

GROUP 3 - CHAIN & TEETH ASSEMBLIES CONT. (MUST MATCH BOOM & CRUMBER SIZE)		ORDER CODE	SHIP WEIGHT (LBS)	LIST PRICE
Shark-Style Tooth Chain Assembly: 50,000# ABF Chain 2.00" Pitch				
for 30" boom 6" wide chain		31549	121	\$1,054.00
for 36" boom 6" wide chain		31550	137	\$1,232.00
for 42" boom 6" wide chain		31551	151	\$1,414.00
for 48" boom 6" wide chain		31552	172	\$1,521.00

GROUP 4 - HYDRAULIC KITS		ORDER CODE	SHIP WEIGHT (LBS)	LIST PRICE
82" long hoses & universal flat face couplers		89601	20	\$268.00
82" long hoses & case old style couplers		89602	20	\$279.00
97" long hose/coupler universal flat face		19709	20	\$286.00
97" long hoses & case old style couplers (XT series)		89603	20	\$298.00
82" long hoses ONLY		89604	15	\$152.00
97" long hoses ONLY (XT series)		89605	17	\$172.00

Skid-Steer Loader Universal Hydraulic Quick Couplers				
flat face female coupler (.5" pipe thread)		84925	2	\$104.00
flat face male coupler (.5" pipe thread)		84924	2	\$36.00
flat face female coupler (12 o-ring)		22518	2	\$76.00
flat face male coupler (12 o-ring)		22519	2	\$55.00

OPTIONS		ORDER CODE	SHIP WEIGHT (LBS)	LIST PRICE
hydraulic side shift with diverter valve		89412	52	\$826.00
hydraulic side shift without diverter valve		89279	40	\$492.00

(requires 2 sets of auxiliary outlets)

Continued Next Page

Trenchers

Model 640



Universal Skid-Steer Mounting

To order choose one item from each group.



GROUP 1 - TRENCHER ASSEMBLY		ORDER CODE	SHIP WEIGHT (LBS)	LIST PRICE
Basic Trencher				
model 640 14-17 GPM		100268	850	\$4,200.00
model 640 18-24 GPM		100269	850	\$4,231.00
model 640 25-28 GPM		102326	850	\$4,365.00
model 640 29-35 GPM drain line required		100270	900	\$5,464.00
model 640 36-44 GPM drain line required		102325	900	\$5,496.00

Plan Units (must order hose kits)				
model 640 plan unit 36 x 6" TES (part no. 100269 trencher)		102930	1100	\$5,679.00
model 640 plan unit 48 x 6" TES (part no. 100269 trencher)		102931	1150	\$5,902.00

GROUP 2 - BOOM & CRUMBER ASSEMBLIES		ORDER CODE	SHIP WEIGHT (LBS)	LIST PRICE
30" digging depth (24 stations)		89281	104	\$586.00
36" digging depth (27 stations)		89282	115	\$624.00
42" digging depth (31 stations)		89283	128	\$645.00
48" digging depth (34 stations)		89284	140	\$673.00
60" digging depth (40 stations) (for 100270 / 102325)		100272	180	\$792.00

GROUP 3 - CHAIN & TEETH ASSEMBLIES (MUST MATCH BOOM & CRUMBER SIZE)		ORDER CODE	SHIP WEIGHT (LBS)	LIST PRICE
50,000# Chain / 2.00" Pitch / Tooth Every Station				
for 30" boom 6" wide chain		79154	110	\$713.00
for 30" boom 8" wide chain		79155	118	\$784.00
for 30" boom 10" wide chain		79156	130	\$1,049.00
for 30" boom 12" wide chain		79157	145	\$1,121.00
for 36" boom 6" wide chain		79099	135	\$863.00
for 36" boom 8" wide chain		79100	142	\$879.00
for 36" boom 10" wide chain		79158	155	\$1,084.00
for 36" boom 12" wide chain		81120	190	\$1,245.00
for 42" boom 6" wide chain		82114	148	\$908.00
for 42" boom 8" wide chain		82115	156	\$1,035.00
for 42" boom 10" wide chain		82116	170	\$1,211.00
for 48" boom 6" wide chain		79101	160	\$1,045.00
for 48" boom 8" wide chain		79102	170	\$1,136.00
for 60" boom 6" wide chain		80053	173	\$1,197.00

640 TRENCHER - GROUP 3 CONTINUED NEXT PAGE

Continued Next Page



(800) 456-7100 • (734) 996-9014 fax
www.paladinattachments.com

Prices subject to change without notice.
If you wish to be a Dealer contact (800) 456-7100.
All prices are in US dollars

Trenchers



Model 640 cont.



GROUP 3 - CHAIN & TEETH ASSEMBLIES CONT. (MUST MATCH BOOM & CRUMBER SIZE)		ORDER CODE	SHIP WEIGHT (LBS)	LIST PRICE
50,000# Chain / 2.00" Pitch / Tooth Every Other Station				
for 30" boom 6" wide chain		79181	89	\$603.00
for 30" boom 8" wide chain		79182	94	\$726.00
for 30" boom 10" wide chain		79183	98	\$790.00
for 30" boom 12" wide chain		79184	108	\$824.00
for 30" boom 6" wide chain		79181	89	\$603.00
for 36" boom 6" wide chain		79185	103	\$673.00
for 36" boom 8" wide chain		79186	108	\$714.00
for 36" boom 10" wide chain		79187	116	\$790.00
for 42" boom 6" wide chain		82117	117	\$780.00
for 42" boom 8" wide chain		82118	123	\$777.00
for 42" boom 10" wide chain		82119	132	\$865.00
for 48" boom 6" wide chain		79188	130	\$824.00
for 48" boom 8" wide chain		79189	137	\$879.00
for 60" boom 6" wide chain		80043	149	\$1,011.00
Combination Chain Assembly: 50/50 Rock & Frost / Bullet Teeth / Cup Teeth				
for 30" boom 6" wide chain		83706	152	\$1,780.00
for 36" boom 6" wide chain		83707	182	\$1,869.00
for 42" boom 6" wide chain		83708	212	\$2,092.00
for 48" boom 6" wide chain		83709	242	\$2,247.00
for 60" boom 6" wide chain		83705	265	\$2,541.00
Combination Chain Assembly: 70/30 Aggressive Shark-Style Teeth / Cup Teeth				
for 30" boom 6" wide chain		31546	118	\$933.00
for 36" boom 6" wide chain		31547	133	\$1,129.00
for 42" boom 6" wide chain		31563	153	\$1,220.00
for 48" boom 6" wide chain		31548	168	\$1,285.00
for 60" boom 6" wide chain		31542	195	\$1,634.00
Shark-Style Tooth Chain Assembly: 50,000# ABF Chain 2.00" Pitch				
for 30" boom 6" wide chain		31549	121	\$1,054.00
for 36" boom 6" wide chain		31550	137	\$1,232.00
for 42" boom 6" wide chain		31551	151	\$1,414.00
for 48" boom 6" wide chain		31552	172	\$1,521.00
640 TRENCHER - GROUP 4 CONTINUED NEXT PAGE				

Continued Next Page

Prices subject to change without notice.
If you wish to be a Dealer contact (800) 456-7100.
All prices are in US dollars

(800) 456-7100 • (734) 996-9014 fax
www.paladinattachments.com



Trenchers



Model 640 cont.



GROUP 4 - HYDRAULIC KITS		ORDER CODE	SHIP WEIGHT (LBS)	LIST PRICE
Hydraulic Kits Standard Flow				
108" x .62" hoses & .50" body flat face couplers		101429	25	\$305.00
123" x .62" hoses & .50" body flat face couplers		101705	27	\$327.00
<i>can be used on Bobcat with high flow and .50" body coupler</i>				
108" x .62" hoses & Case old style couplers		101482	29	\$363.00
123" x .62" hoses & Case old style couplers		101480	30	\$374.00
108" x .62" hoses & flat face couplers		107633	29	\$396.00
123" x .62" hoses & .62" body flat face couplers (use with 640 25-28 GPM)		104565	27	\$490.00
<i>can be used on Bobcat with high flow and .62" body coupler</i>				
108" x .62" hoses & .75" body flat face couplers		107634	29	\$429.00
Hydraulic Kits High Flow				
108" x .75" hoses & .75" body flat face couplers		101481	35	\$517.00
123" x .75" hoses & .75" body flat face couplers		102328	40	\$531.00
123" x .75" hoses & .62" body flat face couplers		102327	40	\$529.00
108" x .75" hoses & .62" body flat face couplers		107604	10	\$517.00
Skid-Steer Loader Universal Hydraulic Quick Couplers				
flat face female coupler (.5" pipe thread) 8 NPT-F		84925	2	\$104.00
flat face male coupler (.5" pipe thread) 8 NPT-F		84924	2	\$36.00
half body female		22518	2	\$76.00
half body male		22519	2	\$55.00
OPTIONS		ORDER CODE	SHIP WEIGHT (LBS)	LIST PRICE
most paint color options available			contact factory	

Continued Next Page

Trenchers



Model 655 Rock Trencher

Universal Skid-Steer Mounting

To order choose one item from each group.



GROUP 1 - TRENCHER ASSEMBLY		ORDER CODE	SHIP WEIGHT (LBS)	LIST PRICE
Includes 30" Boom and 8" Wide Rock Chain				
655 Rock Trencher for SSL 22-40 GPM with .5" coupler		30130-0022	1166	\$10,735.00
655 Rock Trencher for SSL 22-40 GPM with .625" couplers		30130-9903	1166	\$10,735.00
655 Rock Trencher for SSL 22-40 GPM with .75" couplers		30130-9925	1166	\$10,735.00
Includes 36" Boom and 8" Wide Rock Chain				
655 Rock Trencher for SSL 22-40 GPM with .5" coupler		30136-0022	1272	\$11,060.00
655 Rock Trencher for SSL 22-40 GPM with .625" couplers		30136-9903	1272	\$11,060.00
REPLACEMENT PARTS		ORDER CODE	SHIP WEIGHT (LBS)	LIST PRICE
Replacement set of rock teeth (50 teeth)		102058	30	\$488.00
Replacement boom wear strip, 30"		53115	5	\$59.00
Replacement crumber shoe, 8"		53055	5	\$21.00
Power and return hose kit		116646	40	\$581.00

Continued Next Page

Prices subject to change without notice.
If you wish to be a Dealer contact (800) 456-7100.
All prices are in US dollars

(800) 456-7100 • (734) 996-9014 fax
www.paladinattachments.com



Trencher Chain Selection Guide

TOOTH EVERY STATION (TES)

Designed for standard digging conditions, light to moderately compacted, sandy, loam soils and loosely-packed gravelly soils. Typically good digging conditions.



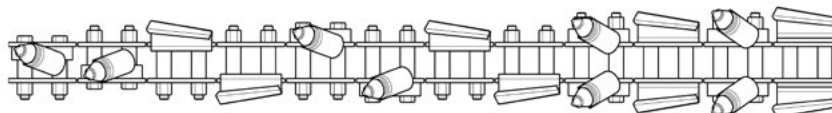
TOOTH EVERY OTHER STATION (TEOS)

Tooth pattern designed to give the most production in wet, sticky conditions such as gumbo, wet clay, etc. TEOS allows the sticky soils to be discharged as it comes around the head shaft sprocket allowing the auger to pick it up and discharge spoil to the side of the trench. *The TES chain has a tendency to hold the sticky soils causing build-up in the chain and loss of production.*



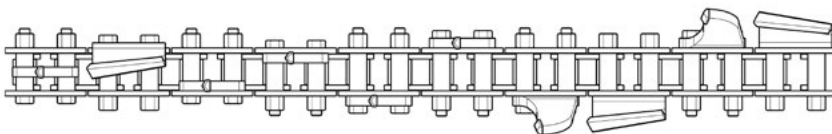
ROCK & FROST CHAIN 50/50: COMBINATION 50% ROCK & FROST / 50% CUP TEETH (R&F)

The rock and frost chain will give the highest production in frozen ground, highly compacted soils and rock, allowing the cup teeth to pick up and clean the trench. The R&F chain is very aggressive in tough conditions, but is not as productive in the lighter, normal digging conditions.



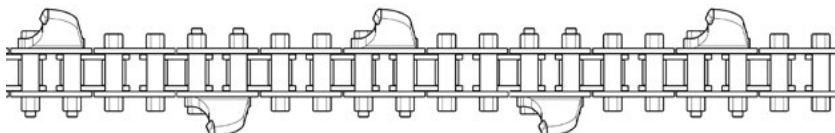
SHARK TOOTH CHAIN 70/30: COMBINATION 70% SHARK / 30% CUP TEETH (70/30)

The 70/30 chain should be applied in compacted soils, light frozen ground, baked hard clay, shale or rocky soils. The aggressive shark teeth will slice, break and relieve the tough soils, allowing the cup teeth to follow and clean the trench. As with the R&F chain, the 70/30 chain will not be as productive in the lighter, normal conditions as the TES chain.



FULL SHARK TOOTH CHAIN (100% SHARK TEETH)

The full shark tooth chain is recommended in fracturable rock, shale, caliche or conditions with little or no loose soil. This chain will not efficiently clean the trench in sand, silt and high-moisture clay conditions.



CHAIN WIDTHS

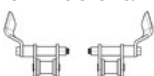
4" wide chain



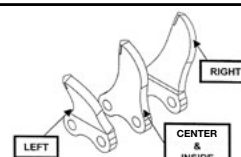
6" wide chain



8" wide chain



10 - 12" wide chain



Attachments for Compact Tractors Mini Skid Steers/Compact Tool Carriers Telehandlers/Wheel Loaders/Backhoe Loaders



Prices subject to change without notice.
If you wish to be a Dealer contact (800) 456-7100.
All prices are in US dollars

(800) 456-7100 • (734) 996-9014 fax
www.paladinattachments.com



Compact Tractor



Price includes Universal Mounting

For Compact Tractors with universal skid steer hitches

Bale Spear Specifications

Model	Weight (approx)	Width OD	Height OD	Depth OD	Round Bale Capacity	Main Shaft	Stabilizer Shaft
17200-Single	145 lbs	45.25"	22.375"	50.5"	2000 lbs @ 24"	(1) 1.75" x 49"	(2) 1" x 19"
17212-Dual	155 lbs	45.25"	22.375"	50.5"	3000 lbs @ 24"	(2) 1.75" x 49"	NA
11910-Single	195 lbs	45.25"	22.375"	50.5"	3000 lbs @24"	(1) 2.1875" x 53"	(2) 1" x 19"
17213-Dual	235 lbs	45.25"	22.375"	50.5"	4000 lbs @24"	(2) 2.1875" x 53"	(1) 1" x 19"
11930-triple	230 lbs	45.25"	22.375"	50.5"	4000 lbs @ 24"	(3) 1.75" x 49"	NA
10712	150 lbs	45.25"	22.375"	50.5"	3000 lbs @ 24"	(1) 2.1875" x 53"	(2) 1" x 19"



BALE SPEAR - CROSS BOLT DESIGN

CHECK LOADER CAPACITY

	ORDER CODE	SHIP WEIGHT (LBS)	LIST PRICE
Single Bale Spear (2000 lb. maximum bale size)	17200-0022	145	\$573.00
Dual Bale Spear(3000 lb. maximum bale size)	17212-0022	155	\$706.00

Designed to pick up one large round bale up to 6' in diameter (See weight limits below)
For Compact Tractors up to 50hp

Single Heavy Duty Bale Spear (3000 lb. maximum bale size)	11910-0022		\$703.00
Dual Heavy Duty Bale Spear(4000 lb. maximum bale size)	11920-0022		\$855.00

Triple Spear(4000 lb. maximum bale size)	17213-0022		\$985.00
3 Point Hitch (3000 lb. maximum bale size)	10712-0052		\$674.00

Mounting - additional cost may apply

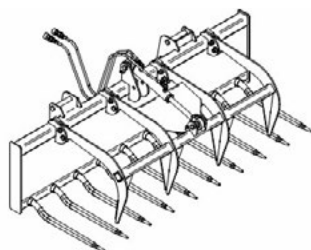
Contact Customer Service at (800) 456-7100

REPLACEMENT TINES

Bale Spear, 53" x 55mm, Heavy Duty fits 11910, 11920, and 10712	07-10150	38	\$250.00
Bale Spear, 45mm x 1250mm, cross bolts fits 17200, 17212, 17213	116336	25	\$112.00

Optional Replacement Parts

Small Spike (1" x 19")	13-52026	NA	\$34.00
Large Spike w/Nut (1-3/4" x 41")	07-10141	NA	\$108.00



MANURE FORK

	ORDER CODE	SHIP WEIGHT (LBS)	LIST PRICE
60" manure fork with grapple	10708-60-0822	530	\$3,083.00
72" manure fork with grapple	10708-72-0822	605	\$3,289.00
84" manure fork with grapple	10708-84-0822	755	\$3,411.00
96" manure fork with grapple	10708-96-0822	805	\$3,634.00

Continued Next Page



(800) 456-7100 • (734) 996-9014 fax
www.paladinattachments.com


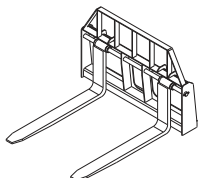
Prices subject to change without notice.
If you wish to be a Dealer contact (800) 456-7100.
All prices are in US dollars

Compact Tractor



Price includes Universal Mounting

For Compact Tractors with universal skid steer hitches



MANURE PUSH (BACK DRAG KITS AVAILABLE, INCLUDES RUBBER)	ORDER CODE	SHIP WEIGHT (LBS)	LIST PRICE
60" manure push	10711-60-0822	320	\$1,113.00
72" manure push	10711-72-0822	355	\$1,157.00
84" manure push	10711-84-0822	375	\$1,244.00
96" manure push	10711-96-0822	430	\$1,314.00

PALLET FORKS (FLOATING SHAFT)	ORDER CODE	SHIP WEIGHT (LBS)	LIST PRICE
42" forks, floating shaft style pallet fork	10703-42-0822	335	\$978.00
48" forks, floating shaft style pallet fork	10703-48-0822	355	\$1,025.00

PALLET FORK (ITA PALLET FORK WITH UNIVERSAL SKID STEER COUPLER HITCH)	ORDER CODE	SHIP WEIGHT (LBS)	LIST PRICE
pallet fork assembly with 42" tines	108308	252	\$762.00
pallet fork assembly with 48" tines	108309	283	\$798.00
Options			
auger mount assembly ITA class II	100898	53	\$269.00
3 spear, ITA mount	17240	81	\$558.00
tow hitch	100899	37	\$222.00

SCRAP GRAPPLE BUCKETS	ORDER CODE	SHIP WEIGHT (LBS)	LIST PRICE
60" scrap grapple bucket	10705-60-0822		\$3,127.00
66" scrap grapple bucket	10705-66-0822		\$3,284.00
72" scrap grapple bucket	10705-72-0822		\$3,442.00

SNOW PUSHES	ORDER CODE	SHIP WEIGHT (LBS)	LIST PRICE
60" standard snow push	10707-60-0822	453	\$1,590.00
72" standard snow push	10707-72-0822	490	\$1,721.00
84" standard snow push	10707-84-0822	527	\$1,780.00
96" standard snow push	10707-96-0822	564	\$1,890.00
78" trip edge snow push	10709-78-0822	886	\$2,640.00
96" trip edge snow push	10709-96-0822	950	\$2,723.00
108" trip edge snow push	10709-08-0822	993	\$2,823.00
120" trip edge snow push	10709-20-0822	1030	\$3,069.00

Trip Edge Snow Push options include PullBack kits (without rubber) and Rubber Kits for PullBack



4-IN-1 MULTI-PURPOSE BUCKET (HOSES & COUPLERS NOT INCLUDED, SUPPLIED BY CUSTOMER)	ORDER CODE	SHIP WEIGHT (LBS)	LIST PRICE
60" 4-in-1 bucket	108196	380	\$3,005.00
72" 4-in-1 bucket	108198	430	\$3,123.00

Continued Next Page

Prices subject to change without notice.
If you wish to be a Dealer contact (800) 456-7100.
All prices are in US dollars

(800) 456-7100 • (734) 996-9014 fax
www.paladinattachments.com



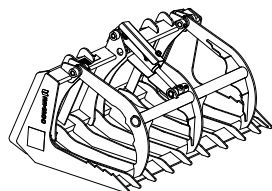
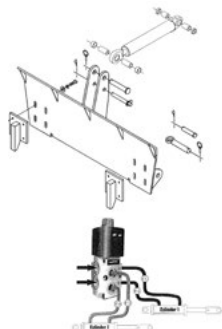
PALADIN
POWERFUL ATTACHMENT TOOLS

Compact Tractor



Price includes Universal Mounting

For Compact Tractors with universal skid steer hitches



ADAPTER PLATES

	ORDER CODE	SHIP WEIGHT (LBS)	LIST PRICE
attaches to tractor 3-point for using skid steer universal attachments	87640	137	\$956.00
attaches to skid steer universal hitch for using 3-point hitch attachments	88020	210	\$828.00

AUXILIARY HYDRAULIC CONVERSION KIT

	ORDER CODE	SHIP WEIGHT (LBS)	LIST PRICE
converts existing tractor loader to two-function hydraulics	109052	45	\$754.00

GRAPPLES (HOSES & COUPLERS NOT INCLUDED, SUPPLIED BY CUSTOMER)

	ORDER CODE	SHIP WEIGHT (LBS)	LIST PRICE
48" brush grapple	108597	300	\$2,145.00
54" brush grapple	108598	315	\$2,248.00
72" brush grapple	108415	435	\$3,068.00
48" scrap grapple	108605	351	\$2,095.00

Options

48" bolt-on bar assembly	107158	26	\$92.00
--------------------------	--------	----	---------

ROCK BUCKET

	ORDER CODE	SHIP WEIGHT (LBS)	LIST PRICE
55" rock bucket 2" tine spacing	108603	300	\$1,466.00

ROOT RAKE

	ORDER CODE	SHIP WEIGHT (LBS)	LIST PRICE
60" root rake	109982	413	\$2,939.00
66" root rake	109983	439	\$3,017.00
72" root rake	109984	448	\$3,088.00
72" pin-on mounting	112606	446	\$3,088.00
72" root rake (JD400)	113088	446	\$3,088.00

SNOW BLADES

See Snow Blades, 114 Series on page 122

TRENCHER

See Trencher, Model 330 on page 204

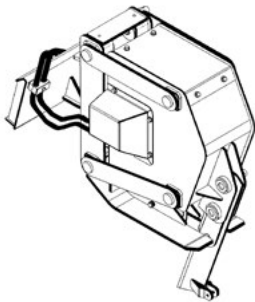
Continued Next Page

Compact Tractor



Price includes Universal Mounting

For Compact Tractors with universal skid steer hitches



VIBRATORY PLOW		ORDER CODE	SHIP WEIGHT (LBS)	LIST PRICE
Vibratory Plow Assembly				
Model VP10 8 to 11 GPM		19733	467	\$7,063.00
Model VP10 10 to 14 GPM		19734	467	\$7,567.00
Vibratory Plow Hydraulic Kits				
without steering, .50" poppet couplers		19380	10	\$227.00
without steering, .50" flat face couplers		19381	10	\$326.00
with steering, .50" poppet couplers *		19382	25	\$512.00
with steering, .50" flat face couplers*		19383	25	\$738.00
*skid steer must have two sets of auxiliary hydraulics				
Vibratory Plow Mounting Kits				
3-point category I mounting kit		101827	45	\$565.00
Vibratory Plow Blades				
.375" (3/8") Wide Blade				
.375" blade 20°, 1" clevis, 6" to 12" depth		19325	25	\$195.00
.375" blade 30°, 1" clevis, 6" to 12" depth		19441	20	\$239.00
.375" blade 20°, 1" clevis, 12" to 18" depth		18690	25	\$203.00
.375" blade 30°, 1" clevis, 12" to 18" depth		2007030	25	\$245.00
.50" (1/2") Wide Chute Blade				
.50" chute blade 20°, 6" to 12" depth		19442	40	\$375.00
.50" chute blade 30°, 6" to 12" depth		19443	40	\$391.00
.50" chute blade 20°, 12" to 18" depth		19444	45	\$377.00
.50" chute blade 30°, 12" to 18" depth		19445	45	\$426.00
.50" chute blade 20°, 20" to 24" depth		109214	31	\$264.00
.50" chute blade 30°, 18" to 24" depth		112256	53	\$567.00
Vibratory Plow Options				
pull bullet assembly, 2.5" dia		17754	5	\$87.00
cable pull grip, 1" to 1.24" cable		2001171	3	\$354.00
cable pull grip, .75" to .99" dia.		100435	3	\$339.00
cable pull grip, 1.25" to 1.49" dia.		100436	3	\$404.00
pipe bullet assembly, 1" to 1.5" pipe		18740	5	\$148.00
cable reel mount, 24" max. dia. reel		19085	26	\$429.00
hydraulic steering assembly		18739	29	\$1,149.00
steering conversion kit, .50" poppet couplers		19732	20	\$367.00
steering conversion kit, .50" flat face couplers		19735	20	\$423.00

Prices subject to change without notice.
If you wish to be a Dealer contact (800) 456-7100.
All prices are in US dollars

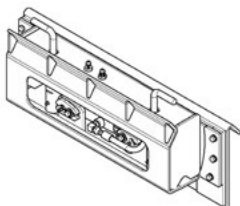
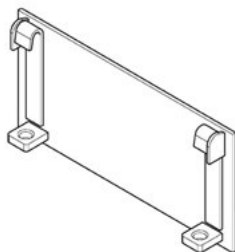
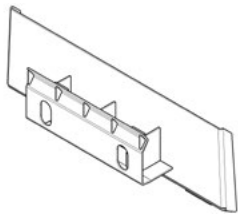
(800) 456-7100 • (734) 996-9014 fax
www.paladinattachments.com



PALADIN
POWERFUL ATTACHMENT TOOLS

Mini Attachments

For Mini Skid Steers/Compact Tool Carriers



MINI ADAPTER FOR UNIVERSAL ATTACHMENT

For Use On Machine Listed

	ORDER CODE	SHIP WEIGHT (LBS)	LIST PRICE
ASV/Polaris to mini attachment	2003866	100	\$621.00
Bobcat MT50/52 to mini attachment	18193	115	\$665.00
New Holland LS120/LS125 to mini attachment	19541	58	\$665.00
Thomas 85 to mini attachment	2006646	72	\$643.00
3-point Cat I to mini attachment	101160	52	\$648.00
mini universal to Bobcat MT50/52 attachments	103633	80	\$665.00

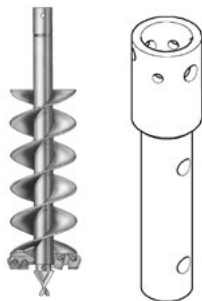
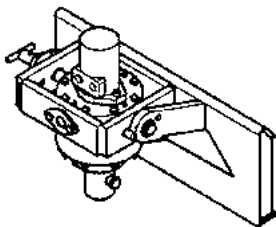
MINI WELD-ON ADAPTER

	ORDER CODE	SHIP WEIGHT (LBS)	LIST PRICE
universal hitch	31629	29	\$93.00
ASV/Polaris	16647	62	\$213.00
Bobcat MT50/52	16142	74	\$227.00
Gehl	17699	27	\$134.00
New Holland LS120/LS125	23973	30	\$104.00
Thomas 85	2006645	37	\$105.00

weld to your attachment for mounting to mini-skid listed

MINI ADAPTER TILT ATTACH

	ORDER CODE	SHIP WEIGHT (LBS)	LIST PRICE
mini universal tilt attach includes hoses & flat face couplers	100145	60	\$1,457.00
Bobcat MT50/52 to mini attachment	103246	110	\$1,627.00



MINI AUGER DRIVES

	ORDER CODE	SHIP WEIGHT (LBS)	LIST PRICE
X900 Auger Drive, High-Speed, 4.0 CU, Round 2.56" Drive			
mini universal mount with poppet style couplers	24288	150	\$2,151.00
mini universal mount with flat face couplers	24452	150	\$2,151.00
ASV RC30 with poppet style couplers	24677	150	\$2,151.00
Gehl	24287	150	\$2,151.00
New Holland LS120/LS125	19982	167	\$2,151.00
Thomas 85	19974	150	\$2,151.00

X1500 Auger Drive, High-Torque, 8.0 CU, Round 2.56" Drive

mini poppet style couplers	24289	150	\$2,164.00
mini flat face style couplers	24453	150	\$2,164.00
ASV/Polaris	24678	150	\$2,164.00
Bobcat MT50/52	24674	150	\$2,164.00
Gehl	24424	150	\$2,164.00

MINI AUGER DRIVES CONTINUED NEXT PAGE

Continued Next Page



(800) 456-7100 • (734) 996-9014 fax
www.paladinattachments.com

Prices subject to change without notice.
If you wish to be a Dealer contact (800) 456-7100.
All prices are in US dollars

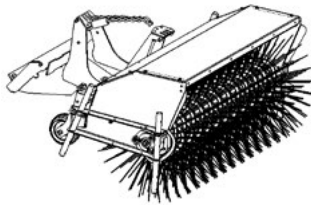
Mini Attachments

For Mini Skid Steers/Compact Tool Carriers

MINI AUGER DRIVES CONT.	ORDER CODE	SHIP WEIGHT (LBS)	LIST PRICE
Mini Auger Bits (2.56 round)			
6" x 3' (2 teeth) HDF style auger	20020	32	\$228.00
9" x 3' (3 teeth) HDF style auger	20095	60	\$314.00
12" x 3' (4 teeth) HDF style auger	20182	83	\$347.00
15" x 3' (5 teeth) HDF style auger	20236	98	\$457.00
18" x 3' (6 teeth) HDF style auger	20304	115	\$502.00
20" x 3' (6 teeth) HDF style auger	20349	126	\$525.00
24" x 3' (8 teeth) HDF style auger	20385	164	\$549.00
30" x 3' (9 teeth) HDF-style auger	20467	166	\$585.00
36" x 3' (11 teeth) HDF style auger	24435	185	\$779.00
9" x 3.5' (11 teeth) HDR style	20137	70	\$1,464.00
30" x 3' (11 teeth) HTF style auger	24039	186	\$802.00
36" x 3' (13 teeth) HTF style auger	24434	205	\$862.00
12" x 2.56" round variable length extension	23109	21	\$146.00



MINI BACKHOE (365)	ORDER CODE	SHIP WEIGHT (LBS)	LIST PRICE
See Backhoe Model 365 on page 38			



MINI ANGLE BROOM (SWEEPER)	ORDER CODE	SHIP WEIGHT (LBS)	LIST PRICE
CTC Sweeper (front-mount hydraulic drive, manual angle as standard)			
Includes 26" diameter brush, with quick-change core, universal mini mounting and manual angle as standard equipment. The sweeper is mounted to, and raised by the loader arms. The brush is powered from the Compact Tool Carrier 3rd function valve. There is a 10-16 GPM hydraulic flow required at 2000-2500 PSI. For Compact Tool Carriers with lift capacity under 1300 lbs.			
GROUP 1 - BRUSH HEAD AND BRUSH MATERIAL	ORDER CODE	SHIP WEIGHT (LBS)	LIST PRICE
26" Diameter Brush Heads - All Polypropylene Brush GPM Range 8-15			
CTC26 42" hydraulic sweeper	22641P	340	\$3,681.00
CTC26 48" hydraulic sweeper	22647P	380	\$3,681.00
26" Diameter Brush Heads - Polypropylene & Wire Brush			
CTC26 42" hydraulic sweeper	22641M	340	\$3,681.00
CTC26 48" hydraulic sweeper	22647M	380	\$3,681.00
26" Diameter Brush Heads - All Polypropylene Brush GPM Range 10-18			
CTC26 42" hydraulic sweeper	22642P	340	\$3,681.00
CTC26 48" hydraulic sweeper	22648P	380	\$3,681.00
CTC26 60" hydraulic sweeper	22660P	440	\$3,681.00
26" Diameter Brush Heads - Polypropylene & Wire Brush			
CTC26 42" hydraulic sweeper	22642M	340	\$3,681.00
CTC26 48" hydraulic sweeper	22648M	380	\$3,681.00
CTC26 60" hydraulic sweeper	22660M	440	\$3,681.00
GROUP 2 - ANGLE TYPE CONTINUED NEXT PAGE			

Continued Next Page

Prices subject to change without notice.
If you wish to be a Dealer contact (800) 456-7100.
All prices are in US dollars

(800) 456-7100 • (734) 996-9014 fax
www.paladinattachments.com



PALADIN
POWERFUL ATTACHMENT TOOLS

Mini Attachments

For Mini Skid Steers/Compact Tool Carriers

MINI ANGLE BROOM (SWEEPER) CONT.

GROUP 2 - ANGLE TYPE MANUAL OR HYDRAULIC (ONE REQUIRED)	ORDER CODE	SHIP WEIGHT (LBS)	LIST PRICE
manual angle change	M	n/a	included
hydraulic angle change with electric valve - 12 volt	H	22	\$1,424.00

Hydraulic Angle Change with Electric Valve Control Options - One Required

control box with power lead	28-10754	5	\$231.00
-----------------------------	----------	---	----------

GROUP 3 - MOUNTING (ONE REQUIRED)

ORDER CODE	SHIP WEIGHT (LBS)	LIST PRICE
Contact Customer Service for correct mount for your CTC make and model - 800-456-7100	n/a	included

OPTIONS

		(LBS)	
conversion kit manual to hydraulic with box	11-5433	15	\$1,816.00
conversion kit manual to hydraulic without box	11-4191	6	\$458.00

Dirt Deflector

dirt deflector S26-4	28-9757	28-10162-4	25	\$558.00
dirt deflector S26-5	28-9756	28-10162-5	30	\$558.00

Side Mount Caster Wheels

side mount caster wheels S26	28-10498	45	\$880.00
------------------------------	----------	----	----------



MINI BUCKET BROOM

GROUP 1 - MINI BUCKET BROOM (ONE REQUIRED)			
42" bucket broom	101950	375	\$4,353.00

GROUP 2 - HYDRAULIC KITS (ONE REQUIRED)

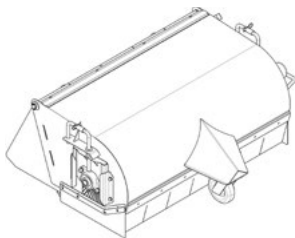
flat face couplers	102398	15	\$307.00
poppet couplers	102460	15	\$186.00

GROUP 3 - MOUNTING KITS (ONE REQUIRED)

universal mini loader	102458	31	\$184.00
ASV/Polaris	102459	65	\$359.00

REPLACEMENT WAFER KIT

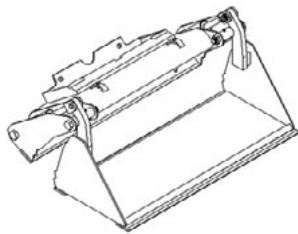
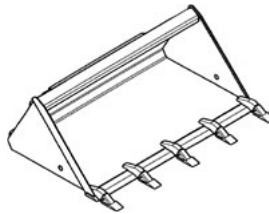
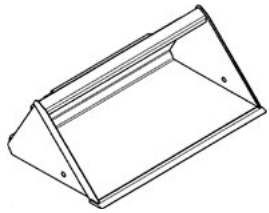
42" poly wafers	103602	31	\$531.00
-----------------	--------	----	----------



Continued Next Page

Mini Attachments

For Mini Skid Steers/Compact Tool Carriers



MINI BUCKETS	ORDER CODE	SHIP WEIGHT (LBS)	LIST PRICE
Mini Buckets			
42" (4 ft³) universal hitch	2000872	202	\$508.00
42" (4 ft³) universal hitch with teeth	19405	230	\$708.00
42" (4 ft³) Gehl	2000871	202	\$608.00
42" (6 ft³) for Bobcat MT50/52/55	115090	283	\$670.00
42" (6 ft³) for New Holland LS120/LS125	104193	197	\$670.00
42" (6 ft³) for New Holland LS120/LS125 with teeth	111511	211	\$870.00
44" (7 ft³) universal hitch (light material)	107783	281	\$710.00
48" (4 ft³) universal hitch	19406	176	\$558.00
48" (4 ft³) ASV/Polaris	100382	230	\$658.00
48" (6 ft³) ASV/Polaris	100383	248	\$720.00
48" (6 ft³) ASV/Polaris with teeth	110382	250	\$920.00
48" (6 ft³) Gehl	2000876	237	\$720.00
48" (6 ft³) Bobcat MT50/52/55	117351	283	\$720.00
48" (6 ft³) universal hitch	2000877	237	\$620.00
48" (6 ft³) mini universal hitch bucket w/teeth	104579	212	\$820.00

Mini Options			
42" tooth bar assembly	2001065	42	\$377.00
48" tooth bar assembly	18200	45	\$391.00
Valve assembly for use when tractor is not equipped with rear couplers	2108	20	\$528.00

MINI 4-IN-1 MULTI-PURPOSE BUCKET	ORDER CODE	SHIP WEIGHT (LBS)	LIST PRICE
Includes mounting brackets (specify) and hoses			
Mini Multi-Purpose (4-in-1) Bucket (universal hitch)			
35" flat face universal mount	110126	275	\$2,196.00
38" with flat face coupler	18076	240	\$2,219.00
38" with poppet couplers	18075	240	\$2,219.00
38" Gehl	18074	240	\$2,219.00
42.5" with flat face couplers	2008270	268	\$2,206.00
42.5" with poppet couplers	2000902	268	\$2,206.00
42.5" Gehl	2000901	268	\$2,206.00
42.5" New Holland LS120/LS125, poppet couplers	19981	268	\$2,339.00

Mini Tooth Bar Assembly			
38" tooth bar assembly	18201	40	\$355.00
42" tooth bar assembly	2001065	42	\$377.00

Continued Next Page

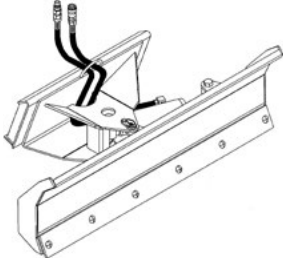
Prices subject to change without notice.
If you wish to be a Dealer contact (800) 456-7100.
All prices are in US dollars

(800) 456-7100 • (734) 996-9014 fax
www.paladinattachments.com



Mini Attachments

For Mini Skid Steers/Compact Tool Carriers



MINI DOZER BLADE		ORDER CODE	SHIP WEIGHT (LBS)	LIST PRICE
Mini Angle Blades (includes hydraulic kit)				
46" ASV/Polaris		2008120	190	\$1,538.00
46" Bobcat MT 50/52		102418	190	\$1,615.00
46" Gehl		2004356	183	\$1,538.00
46" New Holland LS120/LS125, poppet couplers		19986	190	\$1,615.00
46" Thomas 85		106358	205	\$1,615.00
46" universal mount, poppet couplers		2004358	183	\$1,538.00
46" universal mount, flat face couplers		2008100	183	\$1,538.00
67" universal mount, poppet couplers		101776	225	\$1,835.00
67" universal mount, flat face couplers		101777	225	\$1,908.00

Mini Angle/Tilt Blades Universal Hitch (requires hydraulic kit)				
46" ASV/Polaris		19908	245	\$1,940.00
46" Bobcat MT 50/52		18989	265	\$1,811.00
46" universal mount, no hoses		18999	257	\$1,940.00
67" universal mount, no hoses		102292	299	\$2,122.00
67" ASV/Polaris		104741	285	\$3,003.00

Options Choose From One Group 1, 2, OR 3				
GROUP 1				
dual remote, flat face couplers		19235	30	\$268.00
dual remote, poppet couplers		100598	30	\$265.00
GROUP 2				
hydraulic valve, flat face couplers		19219	40	\$665.00
hydraulic valve, poppet couplers		19230	40	\$607.00
GROUP 3				
hydraulic/electric valve, flat face couplers		19577	50	\$948.00
hydraulic/electric valve, poppet couplers		100539	50	\$979.00



MINI GRABBING TOOL - JAWZ™		ORDER CODE	SHIP WEIGHT (LBS)	LIST PRICE
GROUP 1 - MINI GRABBING TOOL - JAWZ™				
JAWZ™ Grabbing Tool		30430-0961	323	\$2,839.00

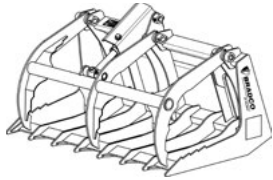
GROUP 2 - MOUNTING ADDITIONAL COST MAY APPLY				
Contact Customer Service at (800) 456-7100				

REPLACEMENT PARTS				
Main Pivot Pin Kit- Mini and Standard JAWZ™		118883	24	\$120.00
Hydraulic Cylinder Pin Kit - Mini and Standard JAWZ™		118885	5	\$100.00
Hydraulic Cylinder Seal Kit - Mini and Standard JAWZ™		45617	1	\$34.00

Continued Next Page

Mini Attachments

For Mini Skid Steers/Compact Tool Carriers



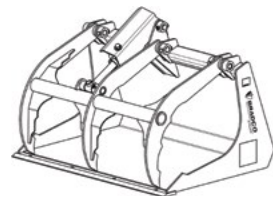
MINI BRUSH GRAPPLE	ORDER CODE	SHIP WEIGHT (LBS)	LIST PRICE
42" mini universal mount	107036	270	\$2,278.00
42" Bobcat MT50/52/55	107042	305	\$2,413.00
48" mini universal mount	107037	287	\$2,327.00
48" Bobcat MT50/52/55	107043	320	\$2,466.00
48" ASV/Polaris	107040	320	\$2,423.00
54" mini universal mount	107038	295	\$2,345.00
54" Bobcat MT50/52/55	107044	330	\$2,484.00
54" ASV/Polaris	107041	330	\$2,443.00



MINI HARDSCAPE GRAPPLE	ORDER CODE	SHIP WEIGHT (LBS)	LIST PRICE
Hardscape Grapple, Boxer, Ditch Witch, Toro, Vermeer	23548-0961	185	\$2,520.00
Hardscape Grapple, Bobcat MT55	23548-0128	231	\$2,520.00

Replacement Parts

Kit Rubber Grip Pad (Two per Unit)	28-10816	10	\$54.00
Kit Hydraulic Cylinder Pin Hardware (One per Unit)	28-10817	10	\$9.16
Kit Rubber Bump Stop (One per Unit)	28-10818	5	\$33.00
Kit Hydraulic Cylinder Seal Kit (One per Unit)	46236	5	\$38.00



MINI SCRAP GRAPPLE	ORDER CODE	SHIP WEIGHT (LBS)	LIST PRICE
Mini Universal Hitch (includes hoses and couplers)			
36" Bobcat MT 50/52/55	107079	350	\$2,199.00
36" mini universal mount	107147	260	\$2,007.00
42" mini universal mount	107148	280	\$2,060.00
48" ASV/Polaris	107149	380	\$2,199.00
42" Bobcat MT50/52/55	107150	320	\$2,186.00
48" Bobcat MT50/52/55/463/553	107151	320	\$2,199.00
48" mini universal	116703	450	\$2,199.00

Options

36" bolt-on cutter bar assembly	107156	19	\$78.00
42" bolt-on cutter bar assembly	107157	22	\$84.00
48" bolt-on cutter bar assembly	107158	26	\$92.00



MINI TREE AND SHRUB GRAPPLE	ORDER CODE	SHIP WEIGHT (LBS)	LIST PRICE
Mini Tree and Shrub Grapple, Boxer, Ditch Witch, Toro, Vermeer	23410-0961	200	\$2,100.00

Replacement Parts

Kit Main Pin (includes main pin, hardened bushings, and hardware)	28-10819	15	\$150.00
Kit Cylinder Pin (includes cylinder pin and hardware)	28-10820	10	\$80.00
Kit Cylinder Seal	45738	1	\$34.00

Continued Next Page

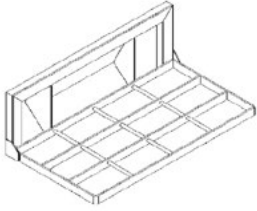
Prices subject to change without notice.
If you wish to be a Dealer contact (800) 456-7100.
All prices are in US dollars

(800) 456-7100 • (734) 996-9014 fax
www.paladinattachments.com

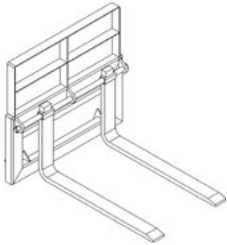


Mini Attachments

For Mini Skid Steers/Compact Tool Carriers



MINI LEVELER	ORDER CODE	SHIP WEIGHT (LBS)	LIST PRICE
48" wide with universal mount	2000857	135	\$595.00
48" wide, ASV/Polaris	100673	146	\$625.00
48" wide, Bobcat MT 50/52	102097	146	\$736.00
48" wide, Gehl	2000856	135	\$595.00
48" wide, New Holland LS120/LS125	19987	146	\$575.00



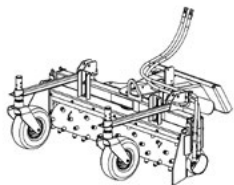
MINI PALLET FORKS	ORDER CODE	SHIP WEIGHT (LBS)	LIST PRICE
Mini Pallet Fork Frame Assembly			
32" universal mount	2000887	162	\$676.00
32" Bobcat MT 50/52	103619	218	\$776.00
42" universal mount	2000888	183	\$708.00
42" Bobcat MT 50/52	103775	239	\$808.00

Mini Pallet Fork Frame Railstyle, Class II (No Forks)

mini pallet fork frame railstyle, class II (no forks)	108366	80	\$342.00
ASV/Polaris Class II (no forks)	116720	397	\$546.00

Railstyle Pallet Forks - Class II, 2310 lbs. cap.

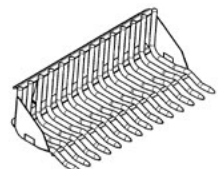
42" tines (pair)	106220	125	\$320.00
48" tines (pair)	106222	138	\$352.00



MINI POWER BOX RAKE	ORDER CODE	SHIP WEIGHT (LBS)	LIST PRICE
D4M (manual angle)	22748M	415	\$6,801.00
D4H (hydraulic angle with diverter valve)	22748H	430	\$8,322.00
D4H3 (hydraulic angle without diverter valve)	22748H3	430	\$7,040.00



MINI POWER SHOVEL	ORDER CODE	SHIP WEIGHT (LBS)	LIST PRICE
universal mount	2000867	163	\$640.00
for ASV/Polaris	102358	175	\$870.00

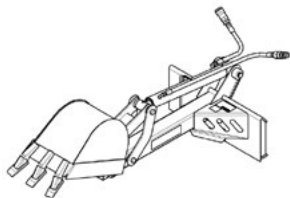


MINI ROCK BUCKET	ORDER CODE	SHIP WEIGHT (LBS)	LIST PRICE
42" 1.125" tine (universal)	19500	180	\$1,061.00
42" .75" tine (universal)	19695	116	\$1,055.00
42" Bobcat MT50 / 52 1.125" tine	106674	265	\$1,458.00
42" Gehl .75" tine	100934	122	\$1,055.00
48" ASV/Polaris 1.125" tine	100674	199	\$1,082.00

Continued Next Page

Mini Attachments

For Mini Skid Steers/Compact Tool Carriers



MINI SKID/SWING HOE	ORDER CODE	SHIP WEIGHT (LBS)	LIST PRICE
Fixed Skid Hoe			
universal mount, poppet couplers	89192	110	\$1,288.00
universal mount, flat face couplers	89349	110	\$1,322.00
ASV RC30 / Polaris	111131	150	\$1,532.00
Bobcat MT50/52	18759	155	\$1,483.00

Swing Skid Hoe			
universal mount, no hoses	100853	250	\$1,950.00

Bucket widths			
8" standard (2 teeth)	88508	40	\$379.00
10" standard (3 teeth)	88510	43	\$391.00
12" standard (3 teeth)	88512	47	\$421.00

Options for Swing Hoe			
hydraulic kit, dual remote, flat face couplers	102488	10	\$395.00
hydraulic kit, dual remote, poppet couplers	102489	10	\$224.00
hydraulic kit, hydraulic valve, flat face couplers	102490	15	\$859.00
hydraulic kit, hydraulic valve, poppet couplers	102491	15	\$768.00
hydraulic kit, hydraulic/electric valve, flat face couplers	102492	20	\$1,061.00
hydraulic kit, hydraulic/electric valve, poppet couplers	102493	20	\$960.00



MINI SNOW BLADE - 114 SERIES					ORDER CODE	SHIP WEIGHT (LBS)	LIST PRICE
Specifications - Mini Snow Blade 114 Series							
Model	Weight (approx)	Width OD	Height OD	Cutting Width @ Max Angle			
11448	460 lbs	48"	23"	41.5"			

GROUP 1 - SNOW BLADE			
48" manual angle snow blade**	11448M-0961	460	\$2,813.00
48" hydraulic angle snow blade**	11448-0961	460	\$3,104.00

**Denote desired angle type when ordering

GROUP 2 - MOUNTING	
Contact Customer Service at (800) 456-7100	

OPTIONS - REPLACEMENT PARTS

Optional Edge Kits			
rubber edge kit for 11448 snow blade	118937	150	\$434.00
steel edge kit for 114480 snow blade	118936	50	\$150.00

Angle Kits			
manual angle kit for snow blade 1400 series	FFC10014	NA	\$202.00
hydraulic angle kit for snow blade 1400 series	FFC10049	NA	\$641.00

Continued Next Page

Prices subject to change without notice.
If you wish to be a Dealer contact (800) 456-7100.
All prices are in US dollars

(800) 456-7100 • (734) 996-9014 fax
www.paladinattachments.com



PALADIN
POWERFUL ATTACHMENT TOOLS

Mini Attachments

For Mini Skid Steers/Compact Tool Carriers



MINI SNOW BLOWER

ORDER CODE SHIP WEIGHT (LBS) LIST PRICE

Specifications - Mini Snow Blower

Model #	Weight (Approx)	Cutting Width	Cutting Height	Depth	Height	Auger Motors	Auger Dia.	Fan Dia.	PSI Range	GPM Range	Hose ID
11048A	745 lbs	48"	25"	38"	57"	Single	14"	18"	2000-3000	8-14	.50"

GROUP 1 - STANDARD-FLOW SNOW BLOWER

48" Standard-Flow Snow Blower w/ GPM Range 8-13	11048A	800	\$6,905.00
---	--------	-----	------------

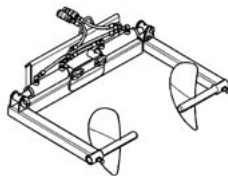
GROUP 2 - MOUNTING

48" ASV RC30 Mount	11048A-0002	745	\$6,905.00
48" Dingo Mount	11048A-0961	745	\$6,905.00
48" Universal Mount	11048A-0022	745	\$6,905.00

Contact Customer Service at (800) 456-7100

REPLACEMENT PARTS

Edge cut SB .38" x 3" x 48" square holes .563"	LAF6547	15	\$63.00
skid shoe	LAF1485	8	\$44.00



MINI SOD ROLLER (SOD HANDLER)

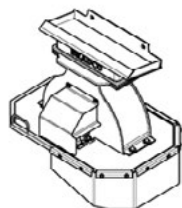
ORDER CODE SHIP WEIGHT (LBS) LIST PRICE

Mini Sod Roller/Handler - Hydraulic

ASV Polaris	19971	194	\$2,284.00
Bobcat MT50/52	101142	160	\$2,284.00
Gehl	101505	160	\$2,284.00
universal hitch, poppet couplers	100296	160	\$2,284.00
universal hitch, flat face couplers	19226	160	\$2,284.00

Mini Sod Roller/Handler - Hydraulic

roller assembly	104388	50	\$412.00
42" wide extension kit (sod unroller)	104933	6	\$139.00



MINI STUMP GRINDER

ORDER CODE SHIP WEIGHT (LBS) LIST PRICE

GROUP 1 - STUMP GRINDER HEAD

8 to 11 GPM <i>does not include mount, hoses, or wheel</i>	101865	218	\$2,181.00
10 to 14 GPM <i>does not include mount, hoses, or wheel</i>	101866	220	\$2,242.00

GROUP 2 - MOUNTS (ONE REQUIRED)

universal mounting assembly	101868	67	\$419.00
ASV RC30 mounting assembly	104373	100	\$486.00
Bobcat MT50/52 mounting assembly	104374	100	\$525.00
C&P 027 mounting assembly	104375	113	\$671.00
Gehl mounting assembly	116575	65	\$473.00

MINI STUMP GRINDER CONTINUED NEXT PAGE

Continued Next Page

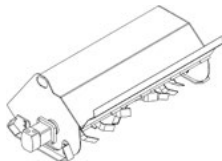
Mini Attachments

For Mini Skid Steers/Compact Tool Carriers

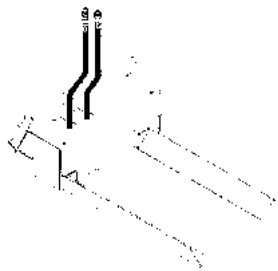
MINI STUMP GRINDER CONT.	ORDER CODE	SHIP WEIGHT (LBS)	LIST PRICE
GROUP 3 - HYDRAULIC KIT (ONE REQUIRED)			
hose kit, flat face couplers	101874	15	\$237.00
hose kit, poppet couplers	101875	10	\$194.00

GROUP 4 - TEETH OPTIONS (ONE REQUIRED)			
wheel assembly with bolt-on teeth	101876	32	\$1,203.00
wheel assembly with square teeth	101877	36	\$755.00

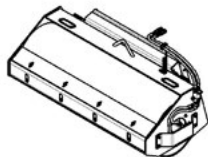
MINI STUMP GRINDER REPLACEMENT TEETH			
tooth kit, bolt-on teeth	102198	23	\$588.00
tooth kit, square teeth	102199	10	\$358.00



MINI TILLER	ORDER CODE	SHIP WEIGHT (LBS)	LIST PRICE
40" ASV/Polaris	2004808	340	\$3,833.00
40" Bobcat MT50/52	103229	340	\$3,897.00
40" Gehl	2004806	320	\$3,820.00
40" Thomas 85	19977	330	\$3,897.00
40" Universal hitch, flat face couplers	2008000	320	\$3,820.00
40" universal hitch, poppet couplers	2004807	320	\$3,820.00
48" ASV/Polaris	2006035	340	\$4,451.00



MINI TREE FORK	ORDER CODE	SHIP WEIGHT (LBS)	LIST PRICE
Mini Tree Fork - hydraulic			
ASV/Polaris	2008150	190	\$1,121.00
Bobcat MT 50/52	17755	190	\$1,201.00
Gehl	2000381	170	\$1,121.00
New Holland LS120/LS125	19991	175	\$1,201.00
universal hitch, poppet couplers	2000382	170	\$1,121.00
universal hitch, flat face couplers	2008130	170	\$1,121.00



MINI TRENCHER	ORDER CODE	SHIP WEIGHT (LBS)	LIST PRICE
See Trencher, Model 615 on page 207			

MINI VIBRATORY ROLLER	ORDER CODE	SHIP WEIGHT (LBS)	LIST PRICE
Smooth Drum			
36" smooth drum (6 to 9 gpm) for mini loaders (universal)	109100	900	\$8,472.00
36" smooth drum (10 to 14 gpm) for mini loaders (universal)	109101	900	\$8,472.00

Continued Next Page

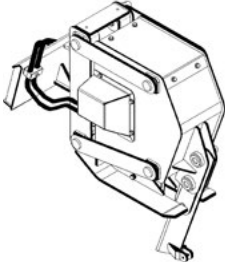
Prices subject to change without notice.
If you wish to be a Dealer contact (800) 456-7100.
All prices are in US dollars

(800) 456-7100 • (734) 996-9014 fax
www.paladinattachments.com



Mini Attachments

For Mini Skid Steers/Compact Tool Carriers



MINI VIBRATORY PLOW		ORDER CODE	SHIP WEIGHT (LBS)	LIST PRICE
GROUP 1 - MINI VIBRATORY PLOW ASSEMBLY				
model VP10 8 to 11 GPM		19733	467	\$7,063.00
model VP10 10 to 14 GPM		19734	467	\$7,567.00

GROUP 2 - MINI VIBRATORY PLOW HYDRAULIC KIT (ONE REQUIRED)			
without steering, .50" poppet couplers	19380	10	\$227.00
without steering, .50" flat face couplers	19381	10	\$326.00
with steering, .50" poppet couplers *	19382	25	\$512.00
with steering, .50" flat face couplers*	19383	25	\$738.00

*skid steer must have two sets of auxiliary hydraulics

GROUP 3 - MINI VIBRATORY PLOW MOUNTING KITS (ONE REQUIRED)			
universal mounting	19384	45	\$372.00
3-point category I mounting kit	101827	45	\$565.00
ASV/Polaris mounting kit	19389	45	\$390.18

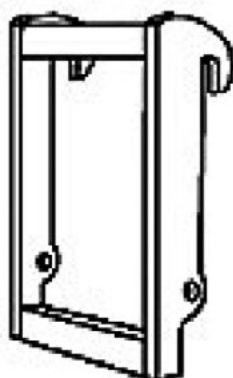
GROUP 4 - MINI VIBRATORY PLOW BLADES (ONE REQUIRED)			
.375" (3/8") Wide Blade			
.375" blade 20°, 1" clevis, 6" to 12" depth	19325	25	\$195.00
.375" blade 30°, 1" clevis, 6" to 12" depth	19441	20	\$239.00
.375" blade 20°, 1" clevis, 12" to 18" depth	18690	25	\$203.00
.375" blade 30°, 1" clevis, 12" to 18" depth	2007030	25	\$245.00

.50" (1/2") Wide Chute Blade			
.50" chute blade 20°, 6" to 12" depth	19442	40	\$375.00
.50" chute blade 30°, 6" to 12" depth	19443	40	\$391.00
.50" chute blade 20°, 12" to 18" depth	19444	45	\$377.00
.50" chute blade 30°, 12" to 18" depth	19445	45	\$426.00
.50" chute blade 20°, 20" to 24" depth	109214	31	\$264.00
.50" chute blade 30°, 18" to 24" depth	112256	53	\$567.00

OPTIONS			
pull bullet assembly, 2.5" dia	17754	5	\$87.00
cable pull grip, 1" to 1.24" cable	2001171	3	\$354.00
cable pull grip, .75" to .99" dia.	100435	3	\$339.00
cable pull grip, 1.25" to 1.49" dia.	100436	3	\$404.00
pipe bullet assembly, 1" to 1.5" pipe	18740	5	\$148.00
cable reel mount, 24" max. dia. reel	19085	26	\$429.00
hydraulic steering assembly	18739	29	\$1,149.00
steering conversion kit, .50" poppet couplers	19732	20	\$367.00
steering conversion kit, .50" flat face couplers	19735	20	\$423.00

Telehandlers, Wheel Loaders, Backhoe Loaders

Adapter Plates



ADAPTER PLATE - BLANK		ORDER CODE	SHIP WEIGHT (LBS)	LIST PRICE
Telehandler Mounts				
Cat IT/TH		12246	250	\$907.00
JCB 619A / 723A / G5-19A / G6-23A		117104	135	\$552.00
Case 686G (Pre-2002)		12075	250	\$731.00
Care Lift ZB10044		16169	250	\$637.00
JCB Q-fit		12066	250	\$637.00
JCB 506/508		12069	250	\$713.00
JCB 520-527-55		12074	132	\$674.00
JCB "G" Series (with serial # <0160037670)		115706	198	\$1,366.00
JCB Q-fit (side plates only)		12139	250	\$777.00
Lull 644B / 644D / 844C / 1044C		11601	250	\$683.00
Lull 644E / 944E		12069	250	\$713.00
Manitou		12608	250	\$656.00
New Holland LM435A - LM445A series with Manitou hitch		12608	250	\$656.00
New Holland - Versattach		12076	250	\$623.00
SkyTrak-JCB (with serial # >0160037671)		12069	250	\$713.00
Terex/Genie 844-644QA		12069	250	\$713.00
Pettibone 8044		115707	160	\$1,077.00
Tractor Loader / Backhoe Mounts				
Cat IT/TH		12246	250	\$907.00
JCB Q-fit		12076	250	\$623.00
JCB Q-fit equipped 214/215/217 heavy duty		12325	300	\$853.00
JCB 210S / 212S		12067	250	\$907.00
Wheel Loader Mounts				
Cat IT/TH		12246	250	\$907.00
JCB 406		13107	184	\$642.00
JCB 407/409 BZ w/ Zettlemeyer		12068	400	\$853.00
JCB 411/416/426/436/ with HT coupler		12072	400	\$1,241.00
John Deere 244J/2445/Volvo L30/L35/L40/L45		12068	400	\$853.00
Komatsu WA75/WA85/WA95		12068	400	\$853.00
Wacker WL50		117106	94	\$382.00
ADAPTER PLATES CONTINUED NEXT PAGE				

Continued Next Page

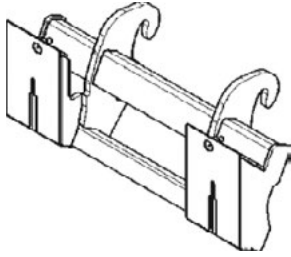
Prices subject to change without notice.
If you wish to be a Dealer contact (800) 456-7100.
All prices are in US dollars

(800) 456-7100 • (734) 996-9014 fax
www.paladinattachments.com



Telehandlers, Wheel Loaders, Backhoe Loaders

Adapter Plates cont.

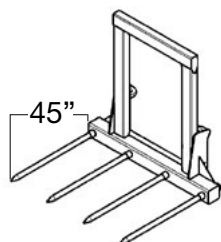


ADAPTER PLATE – UNIVERSAL ADAPTER TO OEM HITCHES		ORDER CODE	SHIP WEIGHT (LBS)	LIST PRICE
Telehandler Mounts				
blank adapter (weld your own hitch)		12626	400	\$1,898.00
Cat IT/TH		12670	325	\$2,046.00
Ingersoll-Rand VR530 / VR642 (post-2002) / VR843 / 1044 / 1056		12492	359	\$1,898.00
JCB 506/508, Terex, Upright		11634	302	\$1,898.00
JCB Q-fit		15002	400	\$1,929.00
Manitou/New Holland LM5000 Series		17176	316	\$1,929.00
New Holland-Versattach		15002	400	\$1,929.00
SkyTrak/New Holland M400/Case TX Series		11634	302	\$1,898.00
Tractor Loader / Backhoe Mounts				
blank adapter (weld your own hitch)		12626	400	\$1,898.00
Cat IT/TH		12670	325	\$2,046.00
JCB 210S / 212		11684	372	\$1,926.00
JCB Q-fit 214 / 115		15002	400	\$1,929.00
Wheel Loader Mounts				
blank adapter (weld your own hitch)		12626	400	\$1,898.00
Atlas / Coyote AR95		12760	245	\$1,808.00
Atlas / Coyote AR45E, AR65, 55 , 75, 85		12712	330	\$1,808.00
Cat IT/TH		12670	325	\$2,046.00
John Deere 344J - 244J		14820	400	\$1,808.00
Kawasaki 45ZV-2		119091	335	\$2,090.00
Komatsu WA75 / 85 / 95 (this is a bolt-on plate that locks into the universal female and converts the unit to the host machine - stays with each attachment)		12532	245	\$1,808.00
Komatsu WA75 / 85 / 95 & Zettlemeyer		14820	400	\$1,808.00
Komatsu WA65		14820	400	\$1,808.00
Wacker WL50		117106	94	\$382.00
Takeuchi TW65		108869		\$2,342.00
TCM E804 / E806		12193	400	\$1,781.00
Volvo ZL402 (this is a bolt-on plate that locks into the universal female and converts the unit to the host machine - stays with each attachment)		33670	245	\$1,131.00
Volvo L30-L35		14820	400	\$1,808.00

Continued Next Page

Telehandlers, Wheel Loaders, Backhoe Loaders

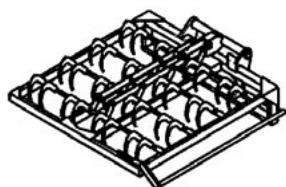
Bale Carriage



Includes tapered forged tines

BALE CARRIAGE - DUAL LARGE SQUARE		ORDER CODE	SHIP WEIGHT (LBS)	LIST PRICE
Telehandler Mounts				
CAT IT/TH		15892	975	\$2,628.00
JCB Q-fit		12393	975	\$2,628.00
New Holland-Versattach		12393	975	\$2,628.00
Tractor Loader / Backhoe Mounts				
JCB Q-fit		12393	975	\$2,628.00
CAT IT/TH		15892	975	\$2,628.00
New Holland - Versattach		12393	975	\$2,628.00
Wheel Loader Mounts				
CAT IT/TH		15892	975	\$2,628.00
John Deere 544J w/JRB 416MTG		13173	931	\$3,273.00

Bale Fork



BALE FORK - 8 SMALL BALES		ORDER CODE	SHIP WEIGHT (LBS)	LIST PRICE
Telehandler Mounts				
Ingersol Rand 1056		13288	1024	\$7,179.00
Manitou		12468	1010	\$6,263.00
New Holland LM435A/ LM445A with Manitou Hitch		12468	1010	\$6,263.00
Tractor Loader / Backhoe Mounts				
universal skid steer style hitch for ag tractors		12883	1000	\$5,962.00
Wheel Loader Mounts				
JRB 416 MTC		13267	1000	\$6,265.00
Euro / Global Mounts				
Flat, 8 small bales		111775	875	\$6,419.00

Continued Next Page

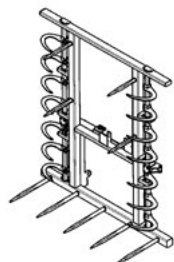
Prices subject to change without notice.
If you wish to be a Dealer contact (800) 456-7100.
All prices are in US dollars

(800) 456-7100 • (734) 996-9014 fax
www.paladinattachments.com



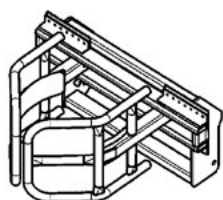
Telehandlers, Wheel Loaders, Backhoe Loaders

Bale Grab



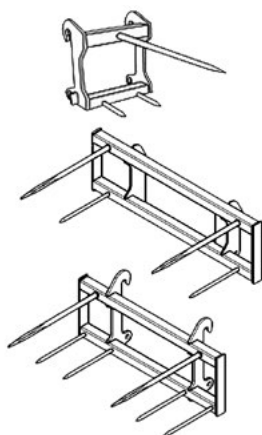
BALE GRAB - LARGE (85"W X 96"H)		ORDER CODE	SHIP WEIGHT (LBS)	LIST PRICE
CARRIES (3) 4 FT SQUARE BALES OR (4) 2 FT SQUARE BALES				
Telehandler Mounts				
JCB Q-fit		16025	1098	\$8,707.00
New Holland-Versattach		16025	1098	\$8,707.00
Manitou		12610	1042	\$9,087.00

Bale Hugger



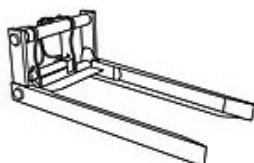
BALE HUGGER - LARGE ROUND		ORDER CODE	SHIP WEIGHT (LBS)	LIST PRICE
Telehandler Mounts				
Cat IT/TH		12781	725	\$3,626.00
Euro / Global Mounts				
Assembly 6 ft.		111776	835	\$4,490.00

Bale Spike



BALE SPIKE - LARGE SQUARE		ORDER CODE	SHIP WEIGHT (LBS)	LIST PRICE
Telehandler Mounts				
Cat IT/TH		12762	400	\$1,734.00
Tractor Loader / Backhoe Mounts				
Cat IT/TH		12762	400	\$1,734.00
Wheel Loader Mounts				
JRB 416 Series quick attach		12828	390	\$2,179.00
Cat IT/TH		12762	400	\$1,734.00

Bale Squeeze



BALE SQUEEZE - 110" WIDE		ORDER CODE	SHIP WEIGHT (LBS)	LIST PRICE
Telehandler Mounts				
JCB Q-fit		12354	1600	\$12,265.00
New Holland-Versattach		12354	1600	\$12,265.00

Continued Next Page

Telehandlers, Wheel Loaders, Backhoe Loaders Bucket, Construction/Industrial



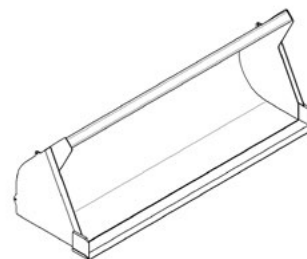
To order choose one item from each group.

Price includes Bucket & Universal SSL Mounting.

Carrier Specifications: Lift Capacity: <10,000 lbs. Operating Weight <32,000 lbs.

Price of Loader Mounting must be added to the attachment price.

NOTE: Shipping weights vary depending on loader mounting and packaging.



Specifications							
Model	Weight (approx)	Width OD	Height A	Depth B	Leading Edge C	Capacity Struck	Capacity Heaped
LAF3382	830 lbs	83"	32.2"	26.8"	26.8"	0.93 yd ³	1.11 yd ³
LAF 3390	863 lbs	92"	32.2"	26.8"	26.8"	1.03 yd ³	1.23 yd ³
LAF3396	939 lbs	98"	35.6"	30.0"	30.0"	1.27 yd ³	1.52 yd ³
LAF3397	1009 lbs	98"	35.8"	38.6"	38.6"	1.65 yd ³	1.99 yd ³

GROUP 1 - BUCKET		ORDER CODE	SHIP WEIGHT (LBS)	LIST PRICE
CHECK LOADER CAPACITY BEFORE ORDERING				
83" OD Construction/Industrial Bucket		LAF3382	830	\$2,273.00
92" OD Construction/Industrial Bucket		LAF3390	863	\$2,470.00
98" OD Construction/Industrial Bucket		LAF3396	939	\$2,613.00
98" OD Extra Capacity Construction/Industrial Bucket		LAF3397	1009	\$2,617.00

GROUP 2 - MOUNTING		ORDER CODE	SHIP WEIGHT (LBS)	LIST PRICE
ADDITIONAL COST MAY APPLY				
Contact Customer Service at (800) 456-7100				

OPTIONAL - REVERSIBLE CUTTING EDGE KIT		ORDER CODE	SHIP WEIGHT (LBS)	LIST PRICE
INCLUDES BOE, GRADE 8 PLOW BOLTS, LOCK WASHERS & NUTS				
For Bucket LAF3382 (9 holes, 9.75" spacing)*		15029	133	\$479.00
For Bucket LAF3390 (9 holes, 10.82" spacing)*		309996	143	\$447.00
For Bucket LAF3396 (9 holes, 10.82" spacing)*		114197	155	\$609.00
For Bucket LAF3397 (9 holes, 10.82" spacing)*		114197	155	\$609.00

For Optional Bolt-On Edge Drill Patterns (i.e. Case Hole Patterns) - Call (800) 456-7100

* Buckets built after Serial #233488 and/or PLCG hose spacing contact (800) 456-7100 for replacement edge kit.

Heavy-Duty Toothbar for Buckets without Bolt-On Edge			
For Bucket LAF3382 with 10 teeth	10565	150	\$796.00
For Bucket LAF3390 with 10 teeth	10585	157	\$796.00
For Bucket LAF3396 with 10 teeth	10603	161	\$746.00
For Bucket LAF3397 with 10 teeth	10603	161	\$746.00

BUCKET, CONSTRUCTION/INDUSTRIAL CONTINUED NEXT PAGE

Continued Next Page

Prices subject to change without notice.
If you wish to be a Dealer contact (800) 456-7100.
All prices are in US dollars

(800) 456-7100 • (734) 996-9014 fax
www.paladinattachments.com



PALADIN
POWERFUL ATTACHMENT TOOLS

Telehandlers, Wheel Loaders, Backhoe Loaders __ Bucket, Construction/Industrial cont.

OPTIONAL - REVERSIBLE CUTTING EDGE KIT CONT. INCLUDES BOE, GRADE 8 PLOW BOLTS, LOCK WASHERS & NUTS		ORDER CODE	SHIP WEIGHT (LBS)	LIST PRICE
Heavy-Duty Toothbar for Buckets with Bolt-On Edge				
For Bucket LAF3382 with 10 teeth		10566	186	\$946.00
For Bucket LAF3390 with 10 teeth		10586	192	\$946.00
For Bucket LAF3396 with 10 teeth		10604	196	\$886.00
For Bucket LAF3397 with 10 teeth		10604	196	\$886.00

Extra Heavy-Duty Toothbar for Buckets without Bolt-On Edge				
For Bucket LAF3382 with 10 teeth		10567	153	\$1,256.00
For Bucket LAF3390 with 10 teeth		10587	159	\$1,256.00
For Bucket LAF3396 with 10 teeth		10605	163	\$1,256.00
For Bucket LAF3397 with 10 teeth		10605	163	\$1,256.00

OPTIONS - TOOTHBAR EXCLUSIVE TO FFC BUCKETS		ORDER CODE	SHIP WEIGHT (LBS)	LIST PRICE
Extra Heavy-Duty Toothbar for Buckets with Bolt-On Edge				
For Bucket LAF3382 with 10 teeth		10568	183	\$1,317.00
For Bucket LAF3390 with 10 teeth		10588	190	\$1,317.00
For Bucket LAF3396 with 10 teeth		10606	194	\$1,317.00
For Bucket LAF3397 with 10 teeth		10606	194	\$1,317.00

Continued Next Page

Telehandlers, Wheel Loaders, Backhoe Loaders Bucket, 4-in-1 Heavy Duty Construction



To order choose one item from each group.

Price includes Bucket & Universal SSL Mounting.

Carrier Specifications: Lift Capacity: <10,000 lbs. Operating Weight <32,000 lbs.

Price of Loader Mounting must be added to the attachment price.

IMPORTANT: Double .25" plate steel clamshell reinforced with .75" x 6" cutting edge front, .50" x 6" back and .50" wearbars; Wear-resistant Pacal steel tapered cutting edge: .75" x 6"; Wear-resistant Pacal steel tapered dozer edge; End plates: .375" with mounting brackets.

NOTE: Shipping weights vary depending on loader mounting and packaging.

Specifications							
Model	Weight (approx)	Width OD	Height	Depth	Clamshell Opening	Capacity Struck	Capacity Heaped
LAF3182	1220 lbs	82"	34.5"	24.8"	41"	0.81 yd ³	0.99 yd ³
LAF3190	1295 lbs	90"	34.5"	24.8"	41"	0.89 yd ³	1.10 yd ³
LAF3196	1470 lbs	96"	34.5"	24.8"	41"	0.95 yd ³	1.18 yd ³

GROUP 1 - BUCKET CHECK LOADER CAPACITY BEFORE ORDERING		ORDER CODE	SHIP WEIGHT (LBS)	LIST PRICE
82" OD Construction 4-in-1 Heavy-Duty		LAF3182	1220	\$6,689.00
90" OD Construction 4-in-1 Heavy-Duty		LAF3190	1295	\$7,127.00
96" OD Construction 4-in-1 Heavy-Duty		LAF3196	1470	\$7,568.00

GROUP 2 - MOUNTING ADDITIONAL COST MAY APPLY		ORDER CODE	SHIP WEIGHT (LBS)	LIST PRICE
Contact Customer Service at (800) 456-7100				

OPTIONAL - REVERSIBLE CUTTING EDGE KIT INCLUDES BOE, GRADE 8 PLOW BOLTS, LOCK WASHERS & NUTS FOR FRONT EDGE ONLY		ORDER CODE	SHIP WEIGHT (LBS)	LIST PRICE
For Bucket LAF3182 (9 holes, 9.75" spacing)*		15029	136	\$479.00
For Bucket LAF3190 (10 holes, 9" spacing)*		113991	150	\$561.00
For Bucket LAF3196 (9 holes, 10.82" spacing)*		11002	160	\$482.00

For Optional Bolt-On Edge Drill Patterns (i.e. Case Hole Patterns) - Call (800) 456-7100

* Buckets built after Serial #233488 contact Factory for replacement edge kit.

OPTIONS - TOOTHBAR EXCLUSIVE TO FFC BUCKETS		ORDER CODE	SHIP WEIGHT (LBS)	LIST PRICE
Heavy-Duty Toothbar for Buckets without Bolt-On Edge				
For Bucket LAF3182 with 9 teeth		10555	140	\$704.00
For Bucket LAF3190 with 10 teeth		10581	155	\$783.00
For Bucket LAF3196 with 10 teeth		10597	159	\$784.00
OPTIONS CONTINUED NEXT PAGE				

Continued Next Page

Prices subject to change without notice.
If you wish to be a Dealer contact (800) 456-7100.
All prices are in US dollars

(800) 456-7100 • (734) 996-9014 fax
www.paladinattachments.com



PALADIN
POWERFUL ATTACHMENT TOOLS

Telehandlers, Wheel Loaders, Backhoe Loaders Bucket, 4-in-1 Heavy Duty Construction cont.

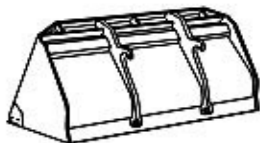
OPTIONS - TOOTHBAR CONT. EXCLUSIVE TO FFC BUCKETS		ORDER CODE	SHIP WEIGHT (LBS)	LIST PRICE
Heavy-Duty Toothbar for Buckets with Bolt-On Edge				
For Bucket LAF3182 with 10 teeth		10556	184	\$886.00
For Bucket LAF3190 with 10 teeth		10582	190	\$886.00
For Bucket LAF3196 with 10 teeth		10598	195	\$886.00

Extra Heavy-Duty Toothbar for Buckets without Bolt-On Edge				
For Bucket LAF3182 with 9 teeth		10611	142	\$1,035.00
For Bucket LAF3190 with 10 teeth		10583	157	\$1,176.00
For Bucket LAF3196 with 10 teeth		10599	162	\$1,176.00

Extra Heavy-Duty Toothbar for Buckets with Bolt-On Edge				
For Bucket LAF3182 with 10 teeth		10612	182	\$1,233.00
For Bucket LAF3190 with 10 teeth		10584	188	\$1,233.00
For Bucket LAF3196 with 10 teeth		10600	192	\$1,233.00

Buckets, General Purpose

All buckets are 96" wide, unless otherwise specified



TELEHANDLER MOUNTS		ORDER CODE	SHIP WEIGHT (LBS)	LIST PRICE
.50 CU. YD BUCKET				
JCB 520 40" wide		12727	450	\$2,970.00
JCB 520 48" with edge		12632	450	\$2,765.00

1.00 CU. YD BUCKET				
Cat IT/TH	edge group A	11040	900	\$2,765.00
Cat IT/TH 80" wide	edge group F	12649	961	\$3,229.00
Cat IT/TH 72" wide	incl edge group 309610	12671	900	\$4,186.00
Cat RT70/RT100	edge group A	12576	900	\$2,765.00
Cat TL255	optional edge group 15025	13283	460	\$4,186.00
JLG G5-18A	optional edge group 15025	13283	460	\$4,186.00
Case 640	edge group B	11036	900	\$2,765.00
Case 686G		12968	692	\$2,765.00
Ingersoll Rand 642 pre-2002	edge group B	11036	900	\$2,765.00
JCB 520 82" wide, low profile	edge group E	12571	900	\$2,765.00
JCB 524 universal hitch 84" wide		12986	795	\$3,092.00
JCB 524 low profile quick attach 84" wide		12969	794	\$2,796.00

TELEHANDLER MOUNTS 1.00 YD BUCKET CONTINUED NEXT PAGE

Continued Next Page



(800) 456-7100 • (734) 996-9014 fax
www.paladinattachments.com

Prices subject to change without notice.
If you wish to be a Dealer contact (800) 456-7100.
All prices are in US dollars

Telehandlers, Wheel Loaders, Backhoe Loaders Buckets, General Purpose cont.

TELEHANDLER MOUNTS CONT.		ORDER CODE	SHIP WEIGHT (LBS)	LIST PRICE
1.00 CU. YD BUCKET cont.				
JCB 526	edge group B	12502	900	\$2,765.00
JCB 506/508 1.10 cu yd	edge group B	12589	900	\$2,765.00
JCB Q-fit 85" wide	edge group 12812	12809	900	\$2,765.00
Lull 644E/944E	edge group B	12589	900	\$2,765.00
Manitou 73" wide	optional edge group 100831	13287	982	\$3,229.00
Manitou 96" wide	edge group B	12392	900	\$2,765.00
Skytrak 1.00 yd x 60" w/edge		13219	923	\$2,944.00
SkyTrak 96" wide	edge group B	12589	900	\$2,765.00
Terex 644C series	edge group B	12589	900	\$2,765.00
1.25 YD BUCKET				
Cat IT/TH 96" wide	edge group B	13185	1088	\$3,170.00
Carelift ZB 6042/8044		12918	910	\$3,104.00
Carelift ZB 10044/55/56		12919	913	\$3,104.00
Gradall "D" series 96" wide		12935	1172	\$3,104.00
JCB Q-fit	edge group B	12329	1050	\$3,104.00
John Deere 640 loader	edge group 100831	13205	957	\$3,104.00
Lull 522 / 824 96" wide		32932	1050	\$3,104.00
1.50 YD BUCKET				
Cat IT/TH 96" wide	edge group A	11080	1250	\$3,443.00
Cat IT/TH 84" wide	edge group D	11092	1250	\$3,443.00
Ingersoll Rand 843 1.50 x 96"		12963	1054	\$3,443.00
Ingersoll Rand VR638	edge group B	12972		\$3,443.00
Ingersoll Rand 642 102" wide	edge group 12401	12400	1250	\$3,694.00
JCB 506 / 508	edge group B	12384	1250	\$3,443.00
Lull 644E / 944E	edge group B	12384	1250	\$3,443.00
Trak	edge group B	12384	1250	\$3,443.00
Terex TH8426 84" wide		12911	1122	\$3,399.00
Terex with Quick Hitch	edge group B	12384	1250	\$3,443.00
1.75 YD BUCKET				
Case 686 / 688	edge group B	12585	1290	\$3,755.00
Case 1.70 cu yd x 72" universal hitch	edge 15028	13132		\$2,655.00
Case LM1440 96" wide		12750	1477	\$3,239.00
Cat IT/TH	edge group A	11107	1110	\$3,754.00
Gehl DL6-Dynattach 85" wide		12381	1180	\$3,754.00
Gehl Dynacarrrier 78" wide		12970	1115	\$3,754.00
Gradall "D" series	edge group 11002	13220	1333	\$3,792.00
Ingersoll Rand VR642/VR842/VR843/VR1044/VB1056	edge group B	12585	1290	\$3,755.00
JCB 506 /508	edge group B	12542	1290	\$3,755.00
TELEHANDLER MOUNTS 1.75 YD BUCKET CONTINUED NEXT PAGE				

Continued Next Page

Prices subject to change without notice.
If you wish to be a Dealer contact (800) 456-7100.
All prices are in US dollars

(800) 456-7100 • (734) 996-9014 fax
www.paladinattachments.com



Telehandlers, Wheel Loaders, Backhoe Loaders

Buckets, General Purpose cont.

TELEHANDLER MOUNTS CONT.		ORDER CODE	SHIP WEIGHT (LBS)	LIST PRICE
1.75 YD BUCKET cont.				
JCB 520 light material 90" wide	edge group 12286	11120	1290	\$3,630.00
JCB Q-fit	edge group B	12770	1290	\$3,755.00
JLG 65-18A / CAT TH255 Quick Switch	edge group B	13202	1128	\$3,438.00
JLG 610.35A 96" wide	edge group 11002	13222	1229	\$3,792.00
Lull, Q-fit 1044C flapper mount	edge group B	11099	1290	\$3,754.00
Lull 644E & 944E	edge group B	12542	1290	\$3,755.00
Manitou	edge group B	12529	1290	\$3,754.00
Mustang 85" wide		12381	1180	\$3,754.00
Pettibone 6044 / 8044 with quick hitch		12947	1335	\$3,755.00
Trak	edge group B	12542	1290	\$3,755.00
Terex SS644C/SS842C, pin-on	edge group B	12549	1290	\$3,755.00
Terex with quick attach	edge group B	12542	1290	\$3,755.00

2.00 YD BUCKET				
Gehl Dynacarrrier 78"	edge group 12597	13013	1235	\$3,994.00
JCB 520 78" light material 2 yd	edge group 12597	12664	900	\$4,241.00
JCB 520, high visibility	edge group B	12596	1290	\$3,994.00

2.25 YD BUCKET				
JCB 520, light material 2.34 cu yd	edge group B	11166	1290	\$3,994.00
Cat IT/TH	edge group A	11182	1491	\$4,241.00
Manitou 84" wide	edge group 18057	12485	1300	\$4,241.00
Manitou 96" wide	edge group B	12412	1340	\$4,241.00
Pettibone quick attach	edge group B	12641	1462	\$4,241.00

2.50 YD BUCKET				
Bobcat V518 / V623	edge group 11002	12941	1389	\$4,905.00
Case LM1440 (Manitou hitch)		12939	1450	\$4,905.00
JCB 527-55, light material	edge group B	13110	1418	\$3,660.00
Cat IT/TH	edge group A	11210	1425	\$4,905.00
JCB 506-510	edge group B	11209	1315	\$4,905.00
Gehl Dynacarrrier	edge group B	12657	1315	\$4,905.00
Lull 1044 flapper mounting		13010	1576	\$5,231.00
Lull 644E / 944E	edge group B	11209	1315	\$4,905.00
Manitou 92" wide	edge group G	17284	1375	\$4,905.00
Mustang quick attach	edge group B	12657	1315	\$4,905.00
Terex SS1048, SS1056 (quick hitch)	edge group B	11209	1315	\$4,905.00
Trak	edge group B	11209	1315	\$4,905.00

TELEHANDLER MOUNTS 2.50 YD BUCKET CONTINUED NEXT PAGE

Continued Next Page



(800) 456-7100 • (734) 996-9014 fax
www.paladinattachments.com

*Prices subject to change without notice.
If you wish to be a Dealer contact (800) 456-7100.
All prices are in US dollars*

Telehandlers, Wheel Loaders, Backhoe Loaders Buckets, General Purpose cont.

TELEHANDLER MOUNTS CONT.		ORDER CODE	SHIP WEIGHT (LBS)	LIST PRICE
2.50 YD BUCKET x 96"				
Carelift ZB / 0044 / 55 / 66	edge group B		1442	Call
2.60 YD BUCKET				
Cat IT/TH 42" ext spill guard	edge group A	12258	1663	\$7,241.00
2.75 YD BUCKET				
Bobcat V518/VR623 108" wide	edge group 217379	12648	1750	\$6,640.00
Cat IT/TH	edge group A	306197	1670	\$5,538.00
Gradall with quick attach "D" Series		12681	1210	\$5,538.00
Ingersoll Rand VR623 / VR530 108" wide	edge group 317379	12648	1750	\$6,640.00
3.00 YD BUCKET				
Cat IT/TH	edge group A	12271	1700	\$5,643.00
Gehl Dynattach DL Series	edge group B	13011	1636	\$5,643.00
JCB Q-fit	edge group B	11247	1700	\$5,643.00
Manitou	edge group B	12772	1700	\$5,643.00
New Holland LM-A	edge group B	12772	1700	\$5,643.00
3.25 YD BUCKET				
Cat IT/TH	edge group A	15202	1210	\$6,169.00
Case 686/688	edge group B	12475	1727	\$6,169.00
Ingersoll Rand VR642/VR843-1056	edge group B	12475	1727	\$6,169.00
JCB Q-fit	edge group B	12650	1727	\$6,169.00
Manitou light material	edge group B	12433	1210	\$6,169.00
New Holland-Versattach 15° add dump	edge group B	12355	1727	\$6,169.00
Terex GTHE44 pinion MTG	edge group 11002	13201	1578	\$6,048.00
4.0 YD BUCKET				
Carelift ZBz0044	edge group B	13008	1608	\$7,550.00
Cat IT/TH	edge group A	11276	1800	\$6,993.00
Cat IT/TH light material high visibility	edge group A	12423	1783	\$7,550.00
JCB Q-fit 96" high visibility	edge group B	12708	1727	\$7,550.00
Manitou	edge group B	13226	1940	\$7,625.00
FORK POCKET BUCKET		ORDER CODE	SHIP WEIGHT (LBS)	LIST PRICE
fork pocket bucket 96" 1.5 yd		11082	1000	\$3,978.00
BUCKETS, GENERAL PURPOSE CONTINUED NEXT PAGE				

Continued Next Page

Prices subject to change without notice.
If you wish to be a Dealer contact (800) 456-7100.
All prices are in US dollars

(800) 456-7100 • (734) 996-9014 fax
www.paladinattachments.com



PALADIN
POWERFUL ATTACHMENT TOOLS

Telehandlers, Wheel Loaders, Backhoe Loaders Buckets, General Purpose cont.

TRACTOR LOADER / BACKHOE MOUNT		ORDER CODE	SHIP WEIGHT (LBS)	LIST PRICE
1.0 YD BUCKET				
Cat IT/TH 80" wide	edge group F	12649	961	\$3,229.00
Cat IT/TH 72" wide	edge kit 309610	12671	900	\$4,186.00
JCB 210SL QA 68" wide		11047	700	\$2,387.00
JCB Q-fit 83" wide		11082	1000	\$3,978.00
Ford 545 pin-on		11082	1000	\$3,978.00
1.25 YD BUCKET				
JCB Q-fit	edge group B	12329	1050	\$3,104.00
1.50 YD BUCKET				
Cat IT/TH 96" wide	edge group A	11080	1250	\$3,443.00
Cat IT/TH 84" wide	edge group D	11092	1250	\$3,443.00
1.75 YD BUCKET				
Case 680L pin on	edge group B	12422	1290	\$3,576.00
Cat IT/TH	edge group A	11107	1110	\$3,754.00
Cat 416C & 420D pin mount	edge group A	12668	1100	\$3,576.00
JCB 210 / 212S 90" wide	edge group 317900	12642	950	\$3,458.00
JCB Q-fit	edge group B	12770	1290	\$3,755.00
New Holland LB115 direct mount	edge group B	12334	1290	\$3,576.00
2.00 YD BUCKET				
JCB 214 pin mount 82" wide 1.40 yd struck		contact factory		
JCB 214 pin mount 85" wide		11559	1290	\$3,804.00
2.25 YD BUCKET				
Cat IT/TH	edge group A	11182	1491	\$4,241.00
JCB 214-217 pin mount 1.66 yd struck	edge kit B	11186	1491	\$4,671.00
2.50 YD BUCKET				
JCB 214 - 217S pin mount 96" wide	edge group A	12796	1410	\$4,713.00
Cat IT/TH	edge group A	11210	1425	\$4,905.00
JCB 214-2175 pom on mounting	edge group B	12796	1460	\$4,713.00
Case 570-580L/super M	edge group B	12902	1550	\$4,671.00
BUCKETS, GENERAL PURPOSE CONTINUED NEXT PAGE				

Continued Next Page

Telehandlers, Wheel Loaders, Backhoe Loaders Buckets, General Purpose cont.

WHEEL LOADER MOUNTS		ORDER CODE	SHIP WEIGHT (LBS)	LIST PRICE
.50 YD BUCKET				
Cat 902/906/908 46" wide with edge		12747	600	\$1,925.00
Cat 902/906/906 66" wide edge 18682 not included		12683	709	\$2,661.00
JCB 407B 54" wide includes edge		11015	583	\$3,116.00
Komatsu WA75/85/95 66" wide edge kit 18682 optional		12546	60	\$2,633.00

.75 YD BUCKET				
Volvo L30 77" wide		12804	568	\$2,633.00
JCB 409B 77" wide (serial # 130-22009 and higher)		13162	770	\$2,455.00
Volvo LY0-120 77" wide		13248	769	\$2,900.00

1.0 YD BUCKET				
Cat 902/906/908 72" wide	incl edge group 309610	12733	900	\$3,679.00
Cat IT/TH 80" wide	edge group F	12649	961	\$3,229.00
Cat IT/TH 72" wide	edge group 15028	13221	824	\$2,512.00
Cat IT/TH 72" wide		13261	970	\$2,723.00
Case 221E 60" wide with edge		13054	950	\$3,085.00
JCB 411-60" wide with edge	edge kit 309610	12671	900	\$4,186.00
JCB 407/409BZX 77" wide	edge kit 14989	12388	850	\$2,633.00
JCB 407/409BZX 85" wide 1.00 yd		11051	900	\$2,633.00
JCB 407/409BZX 96" wide 1.12 yd		12315	900	\$2,633.00
JCB 416HT 72" wide mulch bkt with edge	edge group 309610	12663	900	\$4,632.00
Furukawa w/universal hitch 72" wide	edge group 12504	11058	500	\$2,563.00
New Holland LW 80 with QA 60" wide		12785	940	\$3,528.00
New Holland LW-80 with QA 72" wide		12424	960	\$2,962.00
TCM 820 76.8" wide		15207	800	\$2,632.00
Volvo L30-L35 60" wide with edge		12787	970	\$3,075.00
Volvo L40 60" wide with edge		13054	650	\$3,085.00

1.25 YD BUCKET				
Atlas 70" wide		12282	900	\$2,633.00
TCM E806 66.5" wide		15206	800	\$2,796.00

1.50 YD BUCKET				
Cat IT/TH 96" wide	edge group A	11080	1250	\$3,443.00
Cat IT/TH 84" wide	edge group D	11092	1250	\$3,443.00
JCB 407/409BZX 85" wide		12372	1250	\$3,279.00
JCB 407/409BZX 77" wide with edge		12658	1044	\$3,722.00

WHEEL LOADER MOUNT CONTINUED NEXT PAGE

Continued Next Page

Prices subject to change without notice.
If you wish to be a Dealer contact (800) 456-7100.
All prices are in US dollars

(800) 456-7100 • (734) 996-9014 fax
www.paladinattachments.com



PALADIN
POWERFUL ATTACHMENT TOOLS

Telehandlers, Wheel Loaders, Backhoe Loaders

Buckets, General Purpose cont.

1.75 YD BUCKET				
Cat IT/TH		11107	1110	\$3,754.00
JCB 407/409A 77" wide with edge	edge group A	13238	973	\$3,576.00
JCB 409B 77" wide (serial # 130-2000 and higher)	edge group 18057	13249	1210	\$3,575.00
Wacker 750T/418/850		12645	1070	\$3,900.00

2.0 YD BUCKET				
Cat 902 / 906 / 908	edge group A	12573	1320	\$3,804.00
JCB 407/408/409A 78"	edge group 12597	12717	1320	\$4,039.00
Case 221D / 321D 78"	edge group 12597	12942	1225	\$3,845.00
New Holland LW-70 / LW-80	edge group 12597	12942	1225	\$3,845.00

2.25 YD BUCKET				
Cat IT/TH	edge group A	11182	1491	\$4,241.00
Cat 953B 93" wide		11583	1300	\$11,687.00

2.50 YD BUCKET				
Cat IT/TH	edge group A	11210	1425	\$4,905.00

2.60 YD BUCKET				
Cat IT/TH 42" ext spill guard	edge group A	12258	1663	\$7,241.00

2.75 YD BUCKET				
Cat IT/TH	edge group A	306197	1670	\$5,538.00

3.00 YD BUCKET				
Cat IT/TH	edge group A	12271	1700	\$5,643.00
Volvo L40-L45	edge group B	13166	1650	\$6,084.00

3.25 YD BUCKET				
Cat IT/TH	edge group A	15202	1210	\$6,169.00

4.00 YD BUCKET				
Cat IT/TH	edge group A	11276	1800	\$6,993.00
Cat IT/TH light material high visibility	edge group A	12423	1783	\$7,550.00
JCB Q-fit light material high visibility		12708	1727	\$7,550.00

OPTIONS - BUCKET CUTTING EDGES		ORDER CODE	SHIP WEIGHT (LBS)	LIST PRICE
TELEHANDLER MOUNTS / TRACTOR LOADER/BACKHOE / WHEEL LOADER MOUNTS				
GROUP A - .75" x 10" x 96", CAT 9U9665 style, 2 pc. edge group w/ hardware	12 holes	14611	225	\$559.00
GROUP B - .754" x 8" x 96" overall with hardware	9 holes	11002	160	\$482.00
GROUP C - .75" x 6" x 90.63" overall with hardware	8 holes	12297	135	\$394.00
GROUP D - .75" x 8" x 84" overall with hardware	9 holes	18057	170	\$600.00
BUCKETS, GENERAL PURPOSE CONTINUED NEXT PAGE				

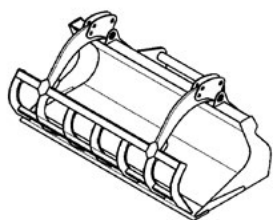
Continued Next Page

Telehandlers, Wheel Loaders, Backhoe Loaders Buckets, General Purpose cont.

OPTIONS - BUCKET CUTTING EDGES CONT.		ORDER CODE	SHIP WEIGHT (LBS)	LIST PRICE
TELEHANDLER MOUNTS / TRACTOR LOADER/BACKHOE / WHEEL LOADER MOUNTS				
GROUP E - .75" x 8" x 82" overall with hardware	7 holes	17718	160	\$495.00
GROUP F .75" x 8" x 79.5" overall with hardware	7 holes	309995	155	\$448.00
GROUP G - .75" x 8" x 92.50" overall with hardware	9 holes	309996	155	\$447.00
GROUP H - .75" x 8" x 102" JCB 3 pc edge group w/ hardware	9 holes	12676	195	\$838.00

Edge Groups				
edge group (6 holes total) .75 x 8 x 66"		18682	130	\$491.00
edge group (7 holes total) .75 x 8 x 61"		15025	124	\$354.00
edge group (7 holes total) .75 x 8 x 73"		15028	150	\$365.00
edge group (7 holes total) .75 x 8 x 74"		100831	150	\$467.00
edge group (7 holes total) .75 x 8 x 77"		14989	155	\$424.00
edge group (7 holes total) .75 x 8 x 82"		12597	165	\$476.00
edge group (8 holes total) .75 x 8 x 85		12812	170	\$449.00
edge group (9 holes total) .75 x 8 x 90"		12286	180	\$488.00
edge group (11 holes total) .75 x 8 x 90"		317900	180	\$513.00
edge group (15 holes total) .75 x 10 x 106"		32950	250	\$1,192.00

Bucket, Hay Grapple



HAY GRAPPLE BUCKET	ORDER CODE	SHIP WEIGHT (LBS)	LIST PRICE
Telehandler Mounts			
CAT IT/TH 1.75 cu yd	307150	2100	\$10,001.00
JCB Q-fit	308279	2100	\$11,257.00
Manitou 2.15 cu yd	308001	2100	\$10,141.00
Manitou (optional edge kit for above 308001)	11002	160	\$482.00
New Holland-Versattach 1.75 cu yd	308403	2100	\$10,026.00

Tractor Loader / Backhoe Mounts			
Cat IT / TH 1.75 cu yd	307150	2100	\$10,001.00
Cat IT/TH optional edge kit for 307150 1.75 cu yd, 12 holes	14611	225	\$559.00
JCB Q-fit	308403	2100	\$10,026.00
JCB (optional edge kit for above 308403)	11002	185	\$482.00
New Holland-Versattach	308403	2100	\$10,026.00

Wheel Loader Mounts			
CAT IT/TH 1.75 cu yd	307150	2100	\$10,001.00
Cat IT/TH optional edge kit for 307150 1.75 cu yd, 12 holes	14611	225	\$559.00

Continued Next Page

Prices subject to change without notice.
If you wish to be a Dealer contact (800) 456-7100.
All prices are in US dollars

(800) 456-7100 • (734) 996-9014 fax
www.paladinattachments.com



Telehandlers, Wheel Loaders, Backhoe Loaders Bucket, Model 130 Scrap Grapple



To order choose one item from each group.

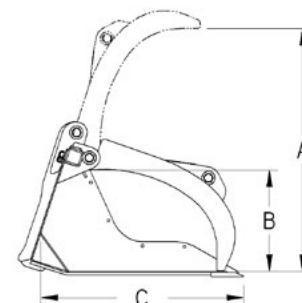
Price includes Scrap Grapple Bucket and NO Mounting.

Carrier Specifications: Lift Capacity: <10,000 lbs. Operating Weight <32,000 lbs.

Price of Loader Mounting must be added to the attachment price.

IMPORTANT: All wheel loaders must have an OEM-supplied flow limiter/reducer type valve installed on the tilt circuit. All replacement hydraulic hoses and fittings must have a minimum rated working pressure of 4000 psi.

NOTE: Shipping weights vary depending on loader mounting and packaging.



Specifications

Model	Weight (approx)	Width ID	Open A	Closed B	Depth C
LAF5283	1,665 lbs	83"	47.4"	21.8"	37.3"
LAF5294	1,745 lbs	94"	47.4"	21.8"	37.3"

GROUP 1 - BUCKET CHECK LOADER CAPACITY BEFORE ORDERING

	ORDER CODE	SHIP WEIGHT (LBS)	LIST PRICE
83" ID Scrap Grapple Bucket	LAF5283	1665	\$7,733.00
94" ID Scrap Grapple Bucket	LAF5294	1745	\$8,034.00

GROUP 2 - MOUNTING ADDITIONAL COST MAY APPLY

Contact Customer Service at (800) 456-7100

OPTIONAL - REVERSIBLE CUTTING EDGE KIT INCLUDES BOE, GRADE 8 PLOW BOLTS, LOCK WASHERS & NUTS

	ORDER CODE	SHIP WEIGHT (LBS)	LIST PRICE
For LAF5283 (9 holes, 9.75" spacing)	15029	NA	\$479.00
For LAF5294 (15 holes, 6" spacing)	FFC10083	195	\$505.00

For Optional Bolt-On Edge Drill Patterns (i.e. Case Hole Patterns) - Call (800) 456-7100

OPTIONS

	ORDER CODE	SHIP WEIGHT (LBS)	LIST PRICE
Heavy-Duty Toothbar for Buckets without Bolt-On Edge - Exclusive to FFC Buckets			
For LAF5283 with 10 teeth	10569	151	\$701.00
For LAF5294 with 10 teeth	10593	159	\$992.00

Heavy-Duty Toothbar for Buckets with Bolt-On Edge - Exclusive to FFC Buckets

For LAF5283 with 10 teeth	10570	186	\$1,053.00
For LAF5294 with 10 teeth	10594	194	\$1,125.00

Extra Heavy-Duty Toothbar for Buckets without Bolt-On Edge - Exclusive to FFC Buckets

For LAF5283 with 10 teeth	10571	153	\$1,119.00
For LAF5294 with 10 teeth	10595	161	\$1,431.00
For LAF5283 with 10 teeth	10572	184	\$1,171.00
For LAF5294 with 10 teeth	10596	192	\$1,488.00

FOR CUSTOM TOOTHBARS OR TOOTHBARS WITHOUT FFC BOLT-ON EDGE - CALL (800) 456-7100
SEE TOOTHBAR SECTION FOR CUSTOM TOOTHBAR OPTIONS

End Plate Extension - Full Kit for Model 130	LAF5252	50	\$467.00
--	---------	----	----------

NOTE: Field installation required on hardened pin, cushioned cylinder and cylinder hose guard kits

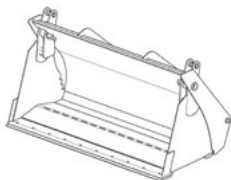
Continued Next Page



(800) 456-7100 • (734) 996-9014 fax
www.paladinattachments.com

Prices subject to change without notice.
If you wish to be a Dealer contact (800) 456-7100.
All prices are in US dollars

Telehandlers, Wheel Loaders, Backhoe Loaders Buckets, Multi-Purpose (4-in-1)



TELEHANDLER MOUNTS		ORDER CODE	SHIP WEIGHT (LBS)	LIST PRICE
1.10 YD				
JCB 520 78" wide	edge group 12597	12567	1437	\$5,694.00

1.25 YD				
Cat IT/TH	edge group A	11069	1920	\$7,851.00
Cat IT/TH 90" wide		11582	1920	\$6,181.00
Gehl Dynacarrrier	edge group B	11287	1920	\$6,181.00
Ingersoll Rand VR642/VR643 pre2002	edge group B	12420	1920	\$6,181.00
Manitou	edge group B	12558	1687	\$6,181.00

1.5 YD				
JCB 506 / 508	edge group B	305584	2100	\$8,309.00
Lull 644E / 944E	edge group B	305584	2100	\$8,309.00
SkyTrak	edge group B	305584	2100	\$8,309.00
Terex with Quick Attach	edge group B	305584	2100	\$8,309.00
Upright	edge group B	305584	2100	\$8,309.00

TRACTOR LOADER / BACKHOE MOUNTS		ORDER CODE	SHIP WEIGHT (LBS)	LIST PRICE
1.25 YD				
Cat IT/TH	edge group A	11069	1920	\$7,851.00
Cat IT/TH 90" wide		11582	1920	\$6,181.00
JCB Q-fit	edge group B	11066	1920	\$6,040.00
John Deere 310D/410D pin mount	edge group B	12612	1570	\$6,040.00
Komatsu WB140	edge group B	12478	1600	\$9,527.00

1.50 YD				
JCB 214 Q-fit 96" wide with edge		12891	1820	\$6,938.00
New Holland LB 90/110 pin mount	edge group B	12520	1765	\$6,476.00
New Holland LB115 pin mount	edge group B	312861	1765	\$6,988.00

WHEEL LOADER MOUNTS		ORDER CODE	SHIP WEIGHT (LBS)	LIST PRICE
1.00 YD				
Komatsu WA75-3		108660	1550	\$6,090.00
Wacker WL50 80" wide with edge		13236	1575	\$5,757.00

1.25 YD				
Cat IT/TH	edge group A	11069	1920	\$7,851.00
JCB 411HT	edge group B	11061	1570	\$9,525.00
Case 321D with edge 82.7" wide		12547	1960	\$8,538.00

1.50 YD				
JCB 409B 84" wide (serial #130-2000 and higher)	edge group 18057	13229	1750	\$6,739.00

2.00 YD				
JCB 411 HT with edge	edge group 313851	12774	2500	\$12,851.00

WHEEL LOADER MOUNTS CONTINUED NEXT PAGE

Continued Next Page

Prices subject to change without notice.
If you wish to be a Dealer contact (800) 456-7100.
All prices are in US dollars

(800) 456-7100 • (734) 996-9014 fax
www.paladinattachments.com



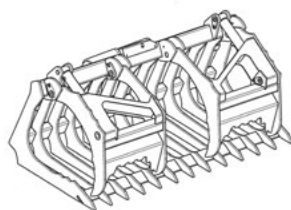
PALADIN
POWERFUL ATTACHMENT TOOLS

Telehandlers, Wheel Loaders, Backhoe Loaders Buckets, Multi-Purpose (4-in-1) cont.

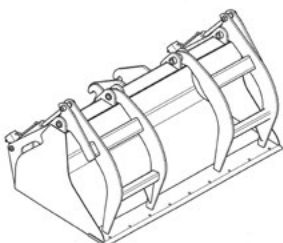
2.25 YD				
blank no mounts 106" wide includes bolt-on edge kit		101769	2550	\$13,187.00
Cat IT 96" wide with bolt on edge		12374	3000	\$13,046.00

2.50 YD				
Cat IT14/IT24/IT28 106" wide with edge		12320	3200	\$13,187.00

Grapples



BRUSH GRAPPLE



SCRAP GRAPPLE

TELEHANDLER & TLB MOUNTS		ORDER CODE	SHIP WEIGHT (LBS)	LIST PRICE
84" HEAVY DUTY BRUSH GRAPPLE				
Case 570LXT/MXT, 580L/M & SL/SM pin on		101040	1654	\$11,711.00
Cat IT / TH		13067	1654	\$12,091.00
John Deere 210LE pin on		13004	1725	\$12,059.00
JCB 506/508		12726	1520	\$11,819.00
JCB Q-fit		12867		\$13,332.00
New Holland LB75 Pin-on Mtg 1800		13212		\$11,460.00
New Holland LM 640 - Versattach		12867		\$13,332.00
Trak		12726	1520	\$11,819.00

1.00 YD SCRAP GRAPPLE				
JCB 520 78" wide	edge group 12597	11850	1284	\$7,525.00
JCB 520 & 524 88" wide	edge group 24508	12783	1550	\$7,525.00
Manitou 90" wide	edge group 12297	12773	1375	\$7,525.00
CAT IT/TH 78" wide	edge group 12597	13263	1020	\$7,525.00
Universal Hitch 73" wide	edge group 15025	13134	1130	\$7,021.00

1.75 YD SCRAP GRAPPLE				
Cat IT/TH	edge group A	12439	1800	\$9,492.00
Gehl Dynacarrrier	edge group B	12741	1750	\$9,611.00
Gradall G6-42A		12700	1690	\$8,269.00
Manitou hitch		12847	1700	\$9,517.00
SkyTrak	edge group B	12759	1800	\$8,587.00

2.50 YD SCRAP GRAPPLE				
Cat IT/TH	edge group A	15201	2440	\$14,245.00

TELEHANDLER MOUNT		ORDER CODE	SHIP WEIGHT (LBS)	LIST PRICE
3.25 YD TRASH CLAMP (GRAPPLE)				
JCB Q-fit 102" wide		12674	2425	\$11,744.00
JCB Q-fit 102" does not incl. grapple		12675	1731	\$6,755.00

TELEHANDLER MOUNT CONTINUED NEXT PAGE

Continued Next Page

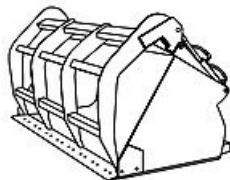


(800) 456-7100 • (734) 996-9014 fax
www.paladinattachments.com

Prices subject to change without notice.
If you wish to be a Dealer contact (800) 456-7100.
All prices are in US dollars

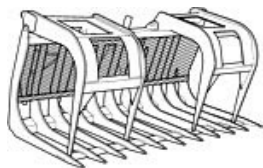
Telehandlers, Wheel Loaders, Backhoe Loaders __

Grapples cont.



TRASH CLAMP

TELEHANDLER MOUNT		ORDER CODE	SHIP WEIGHT (LBS)	LIST PRICE
SKELETON FORK & GRAB (GRAPPLE)				
Cat IT/TH		12161	2335	\$15,027.00
Cat IT/TH with enclosed sides		12510	2445	\$15,632.00
Gehl Dynattach		12443	2470	\$13,385.00



SKELETON FORK & GRAB

TRACTOR LOADER / BACKHOE MOUNT		ORDER CODE	SHIP WEIGHT (LBS)	LIST PRICE
.78 YD SCRAP GRAPPLE				
JCB 210S/212S 75" wide	edge group 100831	11509	1350	\$7,167.00

1.25 YD SCRAP GRAPPLE				
New Holland LB90/110 90" wide	edge group C	12405	1693	\$7,972.00

WHEEL LOADER MOUNT		ORDER CODE	SHIP WEIGHT (LBS)	LIST PRICE
.78 YD SCRAP GRAPPLE				
JCB 409 old style with edge 78" wide		12434	1350	\$7,166.00

1.00 YD SCRAP GRAPPLE				
Cat 902/906/908 88" wide	edge group 24508	11053	1550	\$7,167.00
Case 221D/321D 88" wide	edge group 24508	12512	1572	\$7,167.00
JCB 407/409 88" wide 1.25 yd	edge group 24508	12738	1875	\$7,167.00
JCB 75" wide 407 / 409A		12719	1650	\$7,167.00
Komatsu WA65 / 75 / 85 / 95		12719	1650	\$7,167.00
New Holland LW80 88" wide	edge group 24508	12512	1572	\$7,167.00
Universal Hitch 73" wide	edge group 15025	13134	1130	\$7,021.00

1.75 YD SCRAP GRAPPLE				
Case 521 D pin on	edge group A	13028	2025	\$9,108.00

2.50 YD SCRAP GRAPPLE				
Cat IT14/IT24 96" wide	edge group A	12311	3000	\$11,931.00
JRB 416 series lugs 2.25 yd		12723	3050	\$12,042.00

1.75 YD TRASH CLAMP (GRAPPLE)				
JCB 416HT	edge group B	12537	1625	\$9,098.00

SKELETON FORK & GRAB (GRAPPLE)				
Cat IT/TH		12161	2335	\$15,027.00
Cat IT/TH with enclosed sides		12510	2445	\$15,632.00
Cat IT		12449	2761	\$19,590.00

Continued Next Page

Prices subject to change without notice.
If you wish to be a Dealer contact (800) 456-7100.
All prices are in US dollars

(800) 456-7100 • (734) 996-9014 fax
www.paladinattachments.com



PALADIN
POWERFUL ATTACHMENT TOOLS

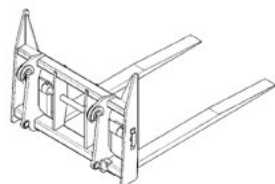
Telehandlers, Wheel Loaders, Backhoe Loaders Bucket, Rock



TELEHANDLER MOUNTS		ORDER CODE	SHIP WEIGHT (LBS)	LIST PRICE
84" Rock Bucket 3" tine spacing, 1.62" diameter tines				
Case 570		105021		\$6,947.00
Case 680		12934	1705	\$8,309.00
Cat IT/TH 84" wide 3" tine spacing		102123	1725	\$7,504.00
John Deere 740		12900	1590	\$7,571.00
John Deere 840		12898	1540	\$7,437.00
John Deere 244J		13231	1795	\$6,551.00
New Holland LW-50		12834	1800	\$7,504.00
Volvo L30-L35		13231	1795	\$6,551.00
Komatsu WA65-95				
FFC QCP 7000 MTG 84" x 1.63" tine spacing		114356	1626	\$5,052.00

94" Rock Bucket				
JCB 214 pin-on		12810	1900	\$7,511.00

Forks, Carriages (Frames)



CAR FORK CARRIAGES (FRAME & FORKS)		ORDER CODE	SHIP WEIGHT (LBS)	LIST PRICE
60" wide with 2.5" x 6" x 84" top chisel forks (21,000 lb cap) 21,000 lb. cap, 2.25" shaft - uses 2.5x 6" wide forks				
JCB 411/416/426/436 w/HT coupler "Bat Ear style back rest"		12614	1660	\$6,735.00
JCB 416 5 x 6 84" forks		12672	1660	\$4,795.00
John Deere 444C pin mount		12507	675	\$2,480.00
New Holland LW130-170 w/ quick coupler		12614	1660	\$6,735.00
Volvo L70-L120 w/quick coupler		12614	1660	\$6,735.00

60" wide with 2.5" x 6" x 84" bottom chisel forks (21,000 lb cap)				
JCB 411 / 416 / 426 / 436 with quick coupler		12824	1600	\$6,979.00
New Holland LW130-170W with quick coupler		12824	1600	\$6,979.00
Volvo L30-120 with quick coupler		12824	1600	\$6,979.00

Note: Car fork & frames feature a single fork shaft going full width of the carriage with shaft support plate in the center for added strength. This support also ties in the lower and upper cross tubes in the center. Additionally, we feature a retainer device on the lower side of the carriage to hold the fork tips rigid thereby allowing for easy crushing of the car top. "BAT EAR" style load back rest allows for open center load back rest for optimal visibility. Top chisel taper is standard on all car forks.

FORKS, CARRIAGES CONTINUED NEXT PAGE

Continued Next Page



(800) 456-7100 • (734) 996-9014 fax
www.paladinattachments.com

Prices subject to change without notice.
If you wish to be a Dealer contact (800) 456-7100.
All prices are in US dollars

Telehandlers, Wheel Loaders, Backhoe Loaders __ Fork, Carriages (Frames) cont.



FLOATING PIN CARRIAGES		ORDER CODE	SHIP WEIGHT (LBS)	LIST PRICE
TELEHANDLER MOUNTS				
48"				
blank-no mounts 10,000 lb cap, 2.25" shaft		12357	520	\$2,729.00
Cat IT/TH 10,000 lb cap 60mm shaft		11715	500	\$2,729.00
Gehl Dynacarrrier 12,000 lb cap 2.50" shaft		11296	520	\$2,729.00
Gehl Dynattach 12,000 lb cap 2.50" shaft		11297	520	\$2,729.00
Lull		12974	520	\$2,654.00
Manitou		18354	562	\$2,654.00
New Holland LM430, boom mount		11291	690	\$4,248.00
Terex		12974	520	\$2,654.00
Trak		12974	520	\$2,654.00

60"				
JCB 520 6,000 lb cap 1.75" shaft		11402	422	\$2,896.00
Manitou 10,000 lb cap 2" shaft		12543	670	\$2,765.00

66"				
Cat IT/TH 10,000 lb cap 60mm shaft		11435	825	\$3,063.00
JCB Q-fit 10,000 lb cap 2.25" shaft		11428	490	\$3,063.00
Gehl Dynacarrrier 12,000 lb cap 2.50" shaft		11424	700	\$3,063.00
Gehl Dynattach 12,000 lb cap 2.50" shaft		11425	700	\$3,063.00
New Holland LM850 boom mount with hydraulic Q-fit 10,000 lb cap 2.25" shaft		12383	783	\$4,669.00

72"				
Manitou hitch 10,000 lb 2" shaft		16320	640	\$3,071.00
Trak		12979		\$3,071.00
Terex		12979		\$3,071.00

74"				
Cat IT/TH 10,000 lb cap 60mm shaft		11714	583	\$3,236.00
Cat boom mt 10,000 lb cap 60mm shaft 2000 & newer		12243	975	\$3,236.00
JCB 540 boom mount 10,000 lb cap 2.25" shaft		12557	730	\$3,535.00
JCB Q-fit 10,000 cap 2.25" shaft		11504	975	\$3,236.00

TRACTOR LOADER / BACKHOE MOUNTS				
48"				
blank-no mounts 10,000 lb cap, 2.25" shaft		12357	520	\$2,729.00
Cat IT/TH 10,000 lb cap 60mm shaft		11715	500	\$2,729.00
TRACTOR LOADER/BACKHOE MOUNTS CONTINUED NEXT PAGE				

Continued Next Page

Prices subject to change without notice.
If you wish to be a Dealer contact (800) 456-7100.
All prices are in US dollars

(800) 456-7100 • (734) 996-9014 fax
www.paladinattachments.com



PALADIN
POWERFUL ATTACHMENT TOOLS

Telehandlers, Wheel Loaders, Backhoe Loaders Fork, Carriages (Frames) cont.

FLOATING PIN CARRIAGES CONT.		ORDER CODE	SHIP WEIGHT (LBS)	LIST PRICE
TRACTOR LOADER / BACKHOE MOUNTS CONT.				
66"				
Cat IT/TH 10,000 lb cap 60mm shaft		11435	825	\$3,063.00
JCB Q-fit 10,000 lb cap 2.25" shaft		11428	490	\$3,063.00

74"				
Cat IT/TH 10,000 lb cap 60mm shaft		11714	583	\$3,236.00
JCB Q-fit 10,000 cap 2.25" shaft		11504	975	\$3,236.00

WHEEL LOADER MOUNTS				
48"				
blank-no mounts 10,000 lb cap, 2.25" shaft		12357	520	\$2,729.00
Cat 902/906/908 10,000 lb cap 60mm shaft		12569	520	\$2,599.00
Cat IT/TH 10,000 lb cap 60mm shaft		11715	500	\$2,729.00

60"				
JCB 411,416,426,436 w/ HT coupler uses 2.5" x 6" wide forks		12341	600	\$2,758.00
JCB 411-416 5 x 6 x 72" forks (forks included)		12824	1600	\$6,979.00
JCB 416 5 x 6 x 48" forks (forks included)		12614	1660	\$6,735.00
JCB 416 5 x 6 84" forks (forks included)		12672	1660	\$4,795.00
John Deere 444C pin mount		12507	675	\$2,480.00
JRB 416 hitch 21,400# rated		12897	735	\$2,555.00
New Holland LW130-170 w/ quick coupler uses 2.5" x 6" wide		12341	600	\$2,758.00
Volvo L70-L120 w/quick coupler uses 2.5" x 6" wide forks		12341	600	\$2,758.00
Cat IT/TH 10,000 lb cap 60mm shaft		11435	825	\$3,063.00
JCB 411/416/426/436 with HT coupler (21,000 lb cap 2.25" shaft uses 2.5x6" wide forks)		12371	670	\$2,947.00

74"				
Cat IT/TH 10,000 lb cap 60mm shaft		11714	583	\$3,236.00

84"				
JCB 411,416,426,436 w/ HT coupler "Bat Ear style back rest"		12377	890	\$3,318.00
New Holland LW130-170 w/ quick coupler		12377	890	\$3,318.00
Volvo L70-L120 w/quick coupler		12377	890	\$3,318.00

FORK, CARRIAGES (FRAMES) CONTINUED NEXT PAGE

Continued Next Page

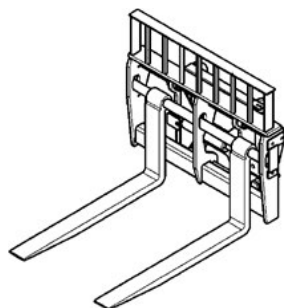
Telehandlers, Wheel Loaders, Backhoe Loaders Fork, Carriages (Frames) cont.



HOLD DOWN LOGGING CARRIAGE, DUAL	ORDER CODE	SHIP WEIGHT (LBS)	LIST PRICE
TELEHANDLER MOUNT			
60" with 2" x 5" x 42" Forks			
JLG 544B 2 x 5 x 42" forks	12751	1900	\$8,860.00
Trak 2 x 5 x 42" forks (10,000 lb cap, 2.25" shaft)	12751	1900	\$8,860.00
Trak 2x5x60" forks	12946	2031	\$9,223.00

90" with 2" x 5" x 48" Forks			
Carelift 2B10044	12948		\$8,860.00
Cat IT/TH 2 x 5 x 60" high back forks	12803	2000	\$8,943.00
Cat TH/IT 2 x 5 x 48" forks (10,000 lb cap, 2.25" shaft)	11580	2360	\$8,943.00
JCB Q-Fit	13218	2007	\$8,983.00
Ingersoll Rand VR642-VR1056C 2 x 5 x 48" forks	12761	2057	\$8,860.00
Manitou 2 x 5 x 60" forks (10,000 lb cap, 2.25" shaft)	12432	2030	\$8,506.00
SkyTrak 2 x 5 x 48" forks	12447	2030	\$8,860.00

WHEEL LOADER MOUNT			
90" with 2" x 5" x 48" Forks			
Atlas / Coyote (10,000 lb cap, 2.25" shaft) Atlas 90 / Coyote 90, 2" x 5" x 48" high back forks	12513	2057	\$8,438.00
Cat IT/TH 2 x 5 x 48" forks (10,000 lb cap, 2.25" shaft) Cat IT14, IT24, 2" x 5" x 48" high back forks	11580	2360	\$10,054.00



SIDE SHIFT CARRIAGES (4" LEFT/RIGHT FOR 8" TOTAL OVERALL MOVEMENT)	ORDER CODE	SHIP WEIGHT (LBS)	LIST PRICE
TELEHANDLER MOUNTS			
48"			
Cat IT/TH 10,000 lb cap 60mm	11324	745	\$5,616.00
JCB 520 5,500 lb cap ITA class II	12644	590	\$5,616.00
JCB 10,000 lb cap ITA class III	12659	1005	\$5,616.00
JCB 10,000 lb cap 2.25" shaft	12633	745	\$5,616.00
JLG / Gradall "C" Series	12966	710	\$5,616.00
Ingersoll Rand VR518/VR623 6,000 lb cap 2" shaft	12426	683	\$5,616.00
New Holland 10,000 lb cap 2.25" shaft	12633	745	\$5,616.00
New Holland - Versattach 10,000 lb cap ITA class II	12659	1005	\$5,616.00

60"			
Manitou 10,000 lb cap ITA class III	12703	1052	\$5,771.00
SIDE SHIFT CARRIAGES TELEHANDLER MOUNTS CONTINUED NEXT PAGE			

Continued Next Page

Prices subject to change without notice.
If you wish to be a Dealer contact (800) 456-7100.
All prices are in US dollars

(800) 456-7100 • (734) 996-9014 fax
www.paladinattachments.com



PALADIN
POWERFUL ATTACHMENT TOOLS

Telehandlers, Wheel Loaders, Backhoe Loaders Fork, Carriages (Frames) cont.

SIDE SHIFT CARRIAGES CONT. (4" LEFT/RIGHT FOR 8" TOTAL OVERALL MOVEMENT)		ORDER CODE	SHIP WEIGHT (LBS)	LIST PRICE
TELEHANDLER MOUNTS CONT.				
66"				
Gehl DynacARRIER		12319	975	\$5,771.00

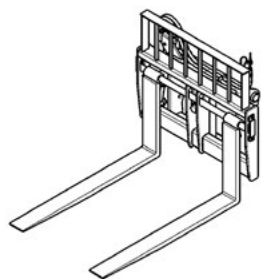
74"				
Cat IT/TH 10,000 lb cap 60mm shaft		11510	800	\$5,917.00
JLG / Gradall "G" Series		12965	826	\$5,917.00

TRACTOR LOADER / BACKHOE				
48"				
Cat IT/TH 10,000 lb cap 60mm		11324	745	\$5,616.00
JCB 10,000 lb cap ITA class III		12659	1005	\$5,616.00
JCB & New Holland 10,000 lb cap 2 1/4" shaft		12633	745	\$5,616.00

74"				
Cat IT/TH 10,000 lb cap 60mm shaft		11510	800	\$5,917.00

WHEEL LOADER MOUNTS				
48"				
Cat IT/TH 10,000 lb cap 60mm shaft		11324	745	\$5,616.00

74"				
Cat IT/TH 10,000 lb cap 60mm shaft		11510	800	\$5,917.00



SIDE TILT CARRIAGES - WITH FLOATING PIN (10° LEFT/RIGHT, MIN. 20° OVERALL MINIMAL TILT)		ORDER CODE	SHIP WEIGHT (LBS)	LIST PRICE
TELEHANDLER MOUNTS				
48"				
Cat IT/TH 10,000 lb cap 60mm shaft		11294	900	\$4,519.00
Case 686 6,000 lb 2" shaft		11338	900	\$4,519.00
Case LM1440 8,000 lb 2" shaft		12744	900	\$4,519.00
Ingersoll Rand VR62 pre 2002 6,000 lb 2.00 shaft		11338	900	\$4,519.00
JCB 10,000 lb cap 2" shaft		12646	900	\$4,519.00
SkyTrak 10,000 lb cap 2" shaft		12646	900	\$4,519.00
Terex 10,000 lb cap 2" shaft		12646	900	\$4,519.00

60"				
Case 686 6,000 lb 2" shaft		11414	1000	\$4,705.00
Cat IT / TH 10,000 lb 60mm shaft		13099		\$4,705.00

SIDE TILT CARRIAGES TELEHANDLER MOUNTS 60" CONTINUED NEXT PAGE

Continued Next Page

Telehandlers, Wheel Loaders, Backhoe Loaders ____ Fork, Carriages (Frames) cont.

SIDE TILT CARRIAGES - WITH FLOATING PIN CONT. (10° LEFT/RIGHT, MIN. 20° OVERALL MINIMAL TILT)			
	ORDER CODE	SHIP WEIGHT (LBS)	LIST PRICE
TELEHANDLER MOUNTS CONT.			
60" cont.			
John Deere 3200/3400 6,000 lb 2" shaft	12667	914	\$4,705.00
Ingersoll Rand pre 2002 2" shaft	11414	1000	\$4,705.00
JCB 506 / 508 / 510	12647	1000	\$5,337.00
Lull 644E / 844D / 944E 2" shaft	12647	1000	\$5,337.00
SkyTrak & Terex 2" shaft	12647	1000	\$5,337.00

66"			
JCB 508-40 boom mount	12476	1015	\$5,482.00

72"			
Cat IT/TH 10,000 lb cap 60mm shaft	11709	780	\$4,959.00
Case 686 10,000 lb cap 2" shaft	12288	980	\$4,959.00
Ingersoll Rand VR 843-1044-1056 10,000 lb cap 2" shaft	12288	980	\$4,959.00
JCB 526 Q-fit 6,000 lb cap 1¾" shaft	11492	975	\$4,959.00
JCB 506/508C 10,000 lb 2" shaft	12784	832	\$4,959.00
Lull 644E 2" shaft	12784	832	\$4,959.00
Manitou 10,000 lb cap 2" shaft	12515	832	\$4,959.00
SkyTrak	12784	832	\$4,959.00

TRACTOR LOADER / BACKHOE MOUNTS			
48"			
Cat IT/TH 10,000 lb cap 60mm shaft	11294	900	\$4,519.00

72"			
Cat IT/TH 10,000 lb cap 60mm shaft	11709	780	\$4,959.00

WHEEL LOADER MOUNTS			
48"			
Cat IT/TH 10,000 lb cap 60mm shaft	11294	900	\$4,519.00

72"			
Cat IT/TH 10,000 lb cap 60mm shaft	11709	780	\$4,959.00

FORK, CARRIAGES (FRAMES) CONTINUED NEXT PAGE

Continued Next Page

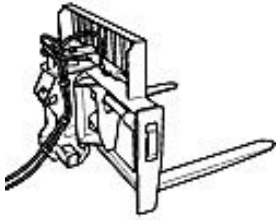
Prices subject to change without notice.
If you wish to be a Dealer contact (800) 456-7100.
All prices are in US dollars

(800) 456-7100 • (734) 996-9014 fax
www.paladinattachments.com



PALADIN
POWERFUL ATTACHMENT TOOLS

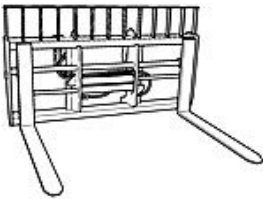
Telehandlers, Wheel Loaders, Backhoe Loaders Fork, Carriages (Frames) cont.



SWING CARRIAGE		ORDER CODE	SHIP WEIGHT (LBS)	LIST PRICE
SWINGS 50° LEFT & RIGHT 100° OVERALL MOVEMENT				
TELEHANDLER MOUNT - ONLY				
72" Swing Carriage swings 50° left & right, 100° overall movement				
Cat IT/TH 10,000 lb cap 60mm shaft		12536	1175	\$9,320.00
Cat TH boom mt 10,000 lb cap 60mm shaft		12183	975	\$9,320.00
Manitou 10,000 lb cap 2.25" shaft		12518	1300	\$9,320.00
New Holland LM860 boom mount 10,000 2.25" shaft		12406	1300	\$9,320.00

Fork Positioners

(hydraulically adjusts forks for different spacing needs)



TELEHANDLER MOUNT		ORDER CODE	SHIP WEIGHT (LBS)	LIST PRICE
48" Fork Positioner with Forks				
Cat IT 2 x 4 x 42" forks 8,000 lb cap 2.25" shaft		12436	1025	\$7,386.00
Cat IT 2 x 5 x 60" forks 10,000 lb cap 2.25" shaft		12444	1166	\$7,602.00
Cat IT 2 x 5 x 72" forks 10,000 lb cap 2.25" shaft		12634	1266	\$7,896.00
Cat IT/TH 2 x 4 x 42" with 7" extra drop forks		12365	1020	\$7,386.00
Cat IT / TH 2 x 5 x 48" forks		13046		\$6,280.00
Cat IT only 2 x 5 x 48" forks 10,000 lb cap 2.25" shaft		11311	1025	\$7,386.00
Cat IT & TH 2 x 4 x 48" w/extra drop forks		12321	1025	\$7,496.00
JCB 527-55 & older 520 series		12931	1200	\$7,496.00
JCB Q-fit 2 x 5 x 48" forks 10,000 lb cap 2.25" shaft		12407	1020	\$7,496.00
JCB Q-fit 2 x 4 x 60" forks 8,000 lb cap		12679	1020	\$7,456.00
Manitou 2 x 4 x 48" forks 8,000 lb cap 2.25" shaft		12568	1025	\$7,386.00
Pettibone 5528 2 x 5 x 48" forks		12831	990	\$7,386.00
Terex SS842 pin on mount 2 x 5 x 48" forks		12952	1100	\$7,386.00
Gehl Dynattach DL Series 2 x 5 x 60" forks		12960		\$7,681.00

48" Side-Shift Fork Positioner with Forks				
Cat IT/TH 2 x 5 x 48" forks 10,000 lb cap 2 1/4" shaft		11329	1025	\$9,982.00
Cat IT/TH 2 x 5 x 60" forks		12937		\$10,376.00

60" Fork Positioner with Forks				
Bobcat V518/V623		12419	1150	\$8,126.00
JCB Q-fit		11407	1247	\$8,126.00
Gehl Dynacarrrier 2 x 5 x 72" forks		12775	1315	\$8,126.00

72" Fork Positioner with Forks				
Cat IT/TH 2 x 5 x 48" forks 10,000 lb cap 2 1/4" shaft		11474	1285	\$8,860.00
Cat IT 2 x 5 x 48" forks 10,000 lb cap 2 1/4" shaft		12588	1285	\$8,860.00

TELEHANDLER MOUNT 72" CONTINUED NEXT PAGE

Continued Next Page



(800) 456-7100 • (734) 996-9014 fax
www.paladinattachments.com

Prices subject to change without notice.
If you wish to be a Dealer contact (800) 456-7100.
All prices are in US dollars

Telehandlers, Wheel Loaders, Backhoe Loaders

Fork Positioners cont.

TELEHANDLER MOUNT CONT.	ORDER CODE	SHIP WEIGHT (LBS)	LIST PRICE
72" Fork Positioner with Forks cont.			
Ingersoll Rand VR842-1056 2 x 5 x 48" forks	12721	1230	\$8,860.00
JCB Q-fit 2 x 5 x 72" forks	12623	1431	\$9,377.00
JCB Q-fit with 2 x 5 x 72" forks	12940	1500	\$9,900.00
Manitou 2 x 5 x 48"	12959	1480	\$8,860.00
Pettibone 6036 2 x 5 x 48" forks 10,000 lb cap 2¼" shaft	12389	1285	\$8,860.00

72" Side-Shift Fork Positioner with Forks (10,000 lb. cap)			
Cat IT/TH 2 x 5 x 48	12930	1470	\$11,630.00
Cat IT 2 x 5 x 72" forks	12840	1470	\$11,630.00
Cat IT hitch only 2 x 5 x 60" forks (TH series from Oct 2000 through new B series)	11489	1470	\$11,630.00
JCB Q-Fit 2 x 5 x 72" forks	13086		\$12,268.00
JCB Q-Fit 2 x 5 x 60" forks	12922		\$11,630.00

72" Side-Tilt Fork Positioner with Forks (10,000 lb. cap)			
Cat IT hitch only 2 x 5 x 72" forks (TH series from Oct 2000 through new B series)	12448	1960	\$11,708.00
Cat IT/TH 2 x 7 84 forks 15,200 lb cap	12921	1870	\$11,999.00
Manitou 2 x 5 x 60" forks	12798	1850	\$11,708.00

78" Fork Positioner with Forks (12,000 lb. cap)			
Gehl Dynattach 2 x 6 x 72" forks	12572	1705	\$10,080.00

TRACTOR LOADER / BACKHOE MOUNTS	ORDER CODE	SHIP WEIGHT (LBS)	LIST PRICE
48" Fork Positioner with Forks			
Cat IT 2 x 4 x 42" forks 8,000 lb cap 2.25" shaft Cat 416C IT, 420D IT, 430D IT	12436	1025	\$7,386.00
Cat IT 2 x 5 x 60" forks 10,000 lb cap 2.25" shaft Cat 416C IT, 420D IT	12444	1166	\$7,602.00
Cat IT only 2 x 5 x 48" forks 10,000 lb cap 2.25" shaft Cat 416C IT, 420D IT	11311	1025	\$7,386.00
Cat IT 2x5x72" forks 10,000 lb cap 2.25" shaft Cat 416C IT, 420D IT, 430D IT only	12634	1266	\$7,896.00
JCB 210S/212S 2 x 5 x 48" forks 10,000 lb cap 2.25" shaft	12474	1153	\$7,034.00
JCB Q-fit 2 x 5 x 48" forks 10,000 lb cap 2.25" shaft JCB Q-Fit 214 / 215 / 217	12407	1020	\$7,496.00
JRB HV100 2 x 5 x 48" forks	12669	1136	\$7,034.00
JRB HV100 2 x 5 x 48" forks	12669	1136	\$7,034.00
Pettibone quick-attach 2 x 4 x 48" forks	13098		\$5,563.00

48" Side-Shift Fork Positioner with Forks			
Cat IT/TH 2 x 5 x 48" forks 10,000 lb cap 2.25" shaft Cat 416C IT, 420D IT, 430D IT	11329	1025	\$9,507.00
TRACTOR LOADER/BACKHOE MOUNTS CONTINUED NEXT PAGE			

Continued Next Page

Prices subject to change without notice.
If you wish to be a Dealer contact (800) 456-7100.
All prices are in US dollars

(800) 456-7100 • (734) 996-9014 fax
www.paladinattachments.com



PALADIN
POWERFUL ATTACHMENT TOOLS

Telehandlers, Wheel Loaders, Backhoe Loaders

Fork Positioners cont.

TRACTOR LOADER / BACKHOE MOUNTS CONT.	ORDER CODE	SHIP WEIGHT (LBS)	LIST PRICE
60" Fork Positioner with Forks			
JCB Q-fit	11407	1247	\$8,126.00
FFC QCP7000 2 x 5 x 48" Forks 10,000lb CAP 2.25" pin	13207	1100	\$7,739.00

72" Fork Positioner with Forks			
Cat IT/TH 2 x 5 x 48" forks 10,000 lb cap 2.25" shaft Cat 416C IT, 420D IT, 430D IT	11474	1285	\$8,860.00
Cat IT 2 x 5 x 48" forks 10,000 lb cap 2.25" shaft Cat 416C IT, 420D IT, 430D IT	12588	1285	\$8,860.00
FFC QCP 7000 w/2 x 5 x 60" forks 10,000 16 cap 2.25" pin	13208	1505	\$8,650.00
JCB Q-fit 2 x 5 x 72" forks	12623	1431	\$9,377.00

WHEEL LOADER MOUNTS	ORDER CODE	SHIP WEIGHT (LBS)	LIST PRICE
48" Fork Positioner with Forks			
Cat IT14 only 2 x 4 x 42" forks 8,000 lb cap 2.25" shaft	12436	1025	\$7,386.00
Cat 902 / 906 / 908 2 x 4 x 48" forks	12833	1025	\$7,034.00
Cat IT14, IT24 only 2 x 5 x 60" forks 10,000 lb cap 2.25" shaft	12444	1166	\$7,602.00
Cat IT 14 only 2 x 5 x 72" forks 10,000 lb cap 2.25" shaft	12634	1266	\$7,896.00
Cat IT only 2 x 5 x 48" forks 10,000 lb cap 2.25" shaft	11311	1025	\$7,386.00
CAT IT/TH w/250 x 6.00 x 72" forks 12,000 16 rating	13209	1400	\$7,034.00
JRB HV100 2 x 5 x 48" forks	12669	1136	\$7,034.00
New Holland LW50B 2 x 4 x 48" forks 8,000 lb cap 2 1/4" shaft	12446	963	\$7,034.00

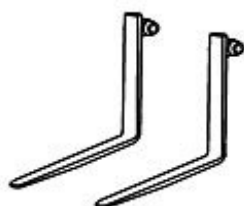
72" Fork Positioner with Forks			
Cat IT14, IT24 only 2 x 5 x 48" forks 10,000 lb cap 2.25" shaft	12588	1285	\$8,860.00
JCB 411, 416, 426, 436 2 x 5 x 48" forks 10,000 lb cap	12769	1340	\$8,438.00
JCB 416HT 2.50 x 6.00 x 48" forks	12983	1620	\$9,362.00
JCB 400 Series 2 x 5 x 72" forks	12870	1425	\$8,930.00
New Holland LW130-170 2x5x48" forks 10,000 lb cap	12769	1340	\$8,438.00
Volvo L70-L120 2x5x48" forks 10,000 lb cap	12769	1340	\$8,438.00

72" Side-Shift Fork Positioner with Forks (10,000 lb. cap)			
Cat IT/TH 2 x 5 x 48 forks	12930	1470	\$11,630.00
Cat IT14, IT24 hitch only 2 x 5 x 60" forks	11489	1470	\$11,630.00

72" Side-Tilt Fork Positioner with Forks (10,000 lb. cap)			
Cat IT14, IT24 hitch only 2 x 5 x 72" forks	12448	1960	\$11,708.00

Continued Next Page

Telehandlers, Wheel Loaders, Backhoe Loaders Pallet Forks, Floating Pin



6,860 LB. LOAD-RATED FORKS (PAIR)		ORDER CODE	SHIP WEIGHT (LBS)	LIST PRICE
Telehandler Mount				
1.75 x 4 x 48" pair JCB 2" pin		12367	280	\$1,439.00
1.75 x 4 x 84" pair JCB 520 Loadall		12685	280	\$2,007.00
1.75 x 4 x 84" single JCB 520 Loadall		12684	280	\$1,069.00

Tractor Loader / Backhoe Mount				
1.75 x 4 x .48" pair Cat 60mm		12765	280	\$2,541.00
1.75 x 4 x 48" pair JCB 2" pin		12367	280	\$1,439.00
1.75 x 4 x 60" pair JCB 520/523, 1.75" shaft		12309	280	\$1,688.00
1.75 x 4 x 84" pair JCB 520, 1.75" shaft		12411	280	\$2,223.00
1.75 x 4 x 84" pair SkyTrak 2" shaft		12483	280	\$2,223.00

Wheel Loader Mount				
1.75 x 4 x 48" pair JCB 2" pin		12367	280	\$1,439.00
1.75 x 4 x 60" pair JCB 520/523, 1.75" shaft		12309	280	\$1,688.00
1.75 x 4 x 84" pair JCB 520, 1.75" shaft		12411	280	\$2,223.00
1.75 x 4 x 84" pair SkyTrak, 2" shaft		12483	280	\$2,223.00

8,000 LB. LOAD-RATED FORKS (PAIR)		ORDER CODE	SHIP WEIGHT (LBS)	LIST PRICE
Telehandler Mount				
1.75 x 4 x 60" pair JCB 520/523, 1.75" shaft		12309	280	\$1,688.00
1.75 x 4 x 84" pair JCB 520, 1.75" shaft		12411	280	\$2,223.00
1.75 x 4 x 84" pair SkyTrak, 2" shaft		12483	280	\$2,223.00
2 x 4 x 48" pair Cat TH 62/63 only 45mm pin		11283	340	\$1,358.00
2 x 4 x 48" pair Cat 60mm pin dia		12252	340	\$1,358.00
2 x 4 x 48" pair Cat 60mm pin w/6" extra drop forks		12386	340	\$1,358.00
2 x 4 x 48" pair Gehl 2" pin dia		12415	340	\$1,358.00
2 x 4 x 48" pair JCB & New Holland 2.25" pin dia		12006	340	\$1,358.00
2 x 4 x 48" pair JCB 2" pin		12275	340	\$1,358.00
2 x 4 x 48" pair Lull 844B		12584	340	\$1,424.00
2 x 4 x 48" pair Manitou 2" pin dia		12464	340	\$1,612.00
2 x 4 x 48" pair New Holland 2.25" pin dia		12006	340	\$1,358.00
2 x 4 x 48" pair SkyTrak 2.25" neg drop, 2" pin dia		12527	340	\$1,358.00
2 x 4 x 48" pair SkyTrak		12416	350	\$1,391.00
2 x 4 x 60" pair Cat TH63 45mm pin dia		11350	350	\$1,625.00
2 x 4 x 60" pair JCB/NH 2.25" pin dia		12009	350	\$1,517.00
2 x 4 x 60" pair JCB 2" pin dia		12413	350	\$1,691.00
2 x 4 x 60" pair SkyTrak		12458	375	\$1,625.00
2 x 4 x 72" pair Cat TH-63 45mm pin dia		12011	370	\$1,919.00

8,000 LB. LOAD RATED FORKS (PAIR) CONTINUED NEXT PAGE

Continued Next Page

Prices subject to change without notice.
If you wish to be a Dealer contact (800) 456-7100.
All prices are in US dollars

(800) 456-7100 • (734) 996-9014 fax
www.paladinattachments.com



Telehandlers, Wheel Loaders, Backhoe Loaders

Pallet Forks, Floating Pin cont.

8,000 LB. LOAD-RATED FORKS (PAIR) CONT.	ORDER CODE	SHIP WEIGHT (LBS)	LIST PRICE
Telehandler Mount			
2 x 4 x 48" pair Cat 60mm pin dia	12252	340	\$1,358.00
2 x 4 x 48" pair Gehl 2" pin dia	12415	340	\$1,358.00
2 x 4 x 48" pair JCB 2.25" pin dia	12006	340	\$1,358.00
2 x 4 x 48" pair JCB 2" pin	12275	340	\$1,358.00
2 x 4 x 48" pair Lull 844B	12584	340	\$1,424.00
2 x 4 x 48" pair New Holland 2.25" pin dia	12006	340	\$1,358.00
2 x 4 x 60" pair Cat TH63 45mm pin dia	11350	350	\$1,625.00
2 x 4 x 60" pair JCB 2.25" pin dia	12009	350	\$1,517.00
2 x 4 x 60" pair JCB 2" pin dia	12413	350	\$1,691.00
2 x 4 x 60" pair New Holland 2.25" pin dia	12009	350	\$1,517.00
2 x 4 x 60" pair SkyTrak	12458	375	\$1,625.00
2 x 4 x 60" pair Volvo	12458	375	\$1,625.00
2 x 4 x 72" pair Cat TH-63 45mm pin dia	12011	370	\$1,919.00

8,000 LB. LOAD-RATED FORKS (PAIR)	ORDER CODE	SHIP WEIGHT (LBS)	LIST PRICE
Wheel Loader Mount			
2 x 4 x 48" pair Cat 60mm pin dia	12252	340	\$1,358.00
2 x 4 x 48" pair Gehl 2" pin dia	12415	340	\$1,358.00
2 x 4 x 48" pair JCB 2.25" pin dia	12006	340	\$1,358.00
2 x 4 x 48" pair JCB 2" pin	12275	340	\$1,358.00
2 x 4 x 48" pair Lull 844B	12584	340	\$1,424.00
2 x 4 x 48" pair New Holland 2.25" pin dia	12006	340	\$1,358.00
2 x 4 x 60" pair Cat TH63 45mm pin dia	11350	350	\$1,625.00
2 x 4 x 60" pair JCB 2.25" pin dia	12009	350	\$1,517.00
2 x 4 x 60" pair JCB 2" pin dia	12413	350	\$1,691.00
2 x 4 x 60" pair New Holland 2.25" pin dia	12009	350	\$1,517.00
2 x 4 x 60" pair SkyTrak	12458	375	\$1,625.00

10,000 LB. LOAD-RATED FORKS (PAIR)	ORDER CODE	SHIP WEIGHT (LBS)	LIST PRICE
Telehandler Mount			
1.75 x 7 x 48" pair JCB full taper/polish, 2.25" shaft	12344	380	\$2,641.00
1.75 x 7 x 48" pair New Holland full taper/polish, 2.25" shaft	12344	380	\$2,641.00
2 x 5 x 48" pair Cat 60mm pin dia	12253	380	\$1,439.00
2 x 5 x 48" pair Cat 60mm pin dia extra drop forks, Fabco	12254	380	\$1,439.00
2 x 5 x 48" pair JCB 2.25" pin dia	12014	380	\$1,439.00
2 x 5 x 48" pair Manitou 2" pin dia	12516	380	\$1,742.00
2 x 5 x 48" pair New Holland 2.25" pin dia	12014	380	\$1,439.00
2 x 5 x 48" pair SkyTrak 2" pin dia	12516	380	\$1,742.00
2 x 5 x 60" pair Cat 60mm pin dia	12020	460	\$1,990.00
2 x 5 x 60" pair JCB 2" pin dia	12394	460	\$1,947.00

10,000 LB. LOAD RATED FORKS (PAIR) CONTINUED NEXT PAGE

Continued Next Page

Telehandlers, Wheel Loaders, Backhoe Loaders Pallet Forks, Floating Pin cont.

10,000 LB. LOAD-RATED FORKS (PAIR) CONT.	ORDER CODE	SHIP WEIGHT (LBS)	LIST PRICE
Telehandler Mount cont.			
2 x 5 x 60" pair JCB/NH 2.25 pin dia	14644	460	\$1,673.00
2 x 5 x 60" single JCB high back forks 2.25" pin dia	12033	460	\$1,056.00
2 x 5 x 60" pair New Holland 2.25 pin dia	14644	460	\$1,673.00
2 x 5 x 72" pair Cat 60mm pin dia	12255	550	\$1,999.00
2 x 5 x 72" pair JCB/New Holland 2.25" pin dia	12023	550	\$1,999.00

Tractor Loader / Backhoe Mount			
1.75 x 7 x 48" pair JCB full taper/polish, 2.25" shaft	12344	380	\$2,641.00
1.75 x 7 x 48" pair New Holland full taper/polish, 2.25" shaft	12344	380	\$2,641.00
2 x 5 x 48" pair Cat 60mm pin dia	12253	380	\$1,439.00
2 x 5 x 48" pair JCB 2.25" pin dia	12014	380	\$1,439.00
2 x 5 x 48" pair Manitou 2" pin dia	12516	350	\$1,742.00
2 x 5 x 48" pair New Holland 2.25" pin dia	12014	380	\$1,439.00
2 x 5 x 48" pair SkyTrak 2" pin dia	12516	350	\$1,742.00
2 x 5 x 48" pair Volvo 2" pin dia	12516	350	\$1,742.00
2 x 5 x 60" pair Cat 60mm pin dia	12020	460	\$1,990.00
2 x 5 x 60" pair JCB 2" pin dia	12394	460	\$1,947.00
2 x 5 x 60" pair JCB/NH 2.25 pin dia	14644	460	\$1,673.00
2 x 5 x 60" pair New Holland 2.25 pin dia	14644	460	\$1,673.00
2 x 5 x 60" single JCB high back forks 2.25" pin dia	12033	460	\$1,056.00
2 x 5 x 72" pair Cat 60mm pin dia	12255	550	\$1,999.00
2 x 5 x 72" pair JCB 2.25" pin dia	12023	550	\$1,999.00
2 x 5 x 72" pair New Holland 2.25" pin dia	12023	550	\$1,999.00
2 x 5 x 72" pair JCB 2" pin dia	12480	550	\$1,959.00
2 x 5 x 72" pair Lull 844	12524	550	\$1,904.00
2 x 6 x 96" single Cat 60mm order 2 to make a pair	12037	760	\$1,485.00

Wheel Loader Mount			
1.75 x 7 x 48" pair JCB full taper/polish, 2.25" shaft	12344	380	\$2,641.00
1.75 x 7 x 48" pair New Holland full taper/polish, 2.25" shaft	12344	380	\$2,641.00
2 x 5 x 48" pair Cat 60mm pin dia	12253	380	\$1,439.00
2 x 5 x 48" pair JCB 2.25" pin dia	12014	380	\$1,439.00
2 x 5 x 48" pair Manitou 2" pin dia	12516	380	\$1,742.00
2 x 5 x 48" pair New Holland 2.25" pin dia	12014	380	\$1,439.00
2 x 5 x 48" pair SkyTrak 2" pin dia	12516	380	\$1,742.00
2 x 5 x 48" pair Volvo 2" pin dia	12516	380	\$1,742.00
2 x 5 x 60" pair Cat 60mm pin dia	12020	460	\$1,990.00
2 x 5 x 60" pair JCB 2" pin dia	12394	460	\$1,947.00
2 x 5 x 60" pair JCB 2.25 pin dia	14644	460	\$1,673.00
2 x 5 x 60" pair New Holland 2.25 pin dia	14644	460	\$1,673.00

10,000 LB. LOAD RATED FORKS (PAIR) CONTINUED NEXT PAGE

Continued Next Page

Prices subject to change without notice.
If you wish to be a Dealer contact (800) 456-7100.
All prices are in US dollars

(800) 456-7100 • (734) 996-9014 fax
www.paladinattachments.com



Telehandlers, Wheel Loaders, Backhoe Loaders Pallet Forks, Floating Pin cont.

10,000 LB. LOAD-RATED FORKS (PAIR) CONT.	ORDER CODE	SHIP WEIGHT (LBS)	LIST PRICE
Wheel Loader Mount cont.			
2 x 5 x 60" single JCB high back forks 2.25" pin dia single	12033	460	\$1,056.00
2 x 5 x 72" pair Cat 60mm pin dia	12255	550	\$1,999.00
2 x 5 x 72" pair JCB/NH 2.25" pin dia	12023	550	\$1,999.00
2 x 5 x 72" pair JCB 2" pin dia	12480	550	\$1,959.00
2 x 5 x 72" pair Lull 844	12524	550	\$1,904.00
2 x 6 x 96" single Cat 60mm order 2 to make a pair	12037	760	\$1,485.00

12,640 LB. LOAD-RATED FORKS (PAIR)	ORDER CODE	SHIP WEIGHT (LBS)	LIST PRICE
Telehandler Mount			
2 x 6 x 60" pair Gehl 2.50" pin dia	11838	570	\$1,947.00
2 x 6 x 72" pair Gehl 2.50" pin dia	11840	650	\$2,273.00

Tractor Loader / Backhoe Mount			
2 x 6 x 60" pair Gehl 2.50" pin dia	11838	570	\$1,947.00
2 x 6 x 72" pair Gehl 2.50" pin dia	11840	650	\$2,273.00

21,400 LB. LOAD-RATED FORKS (PAIR)	ORDER CODE	SHIP WEIGHT (LBS)	LIST PRICE
Wheel Loader Mount			
2.5 x 6 x 48" pair low back 2.25" pin dia	33287	570	\$1,929.00
2.5 x 6 x 48" pair high back 2.25" pin dia	33288	650	\$2,200.00
2.5 x 6 x 60" pair high back 2.25" pin dia	12369	850	\$2,294.00
2.5 x 6 x 60" pair low back 2.25" pin dia	12652	720	\$2,353.00
2.5 x 6 x 72" pair low back 2.25" pin dia	12553	850	\$3,052.00
2.5 x 6 x 72" pair high back 2.25" pin dia	12378	950	\$2,969.00
2.5 x 6 x 84" pair low back 2.25" pin dia	12593	1050	\$4,345.00

Continued Next Page

Telehandlers, Wheel Loaders, Backhoe Loaders

Block Tines



typically used for handling pallets of brick and block

8,000 lb. cap. requires four (4) 2" x 2" tines; 10,000 lb. cap. requires six (6) 2" x 2" tines



TELEHANDLER MOUNT	ORDER CODE	SHIP WEIGHT (LBS)	LIST PRICE
1.5 x 2 x 48" set of 6 ITA class II	11995	349	\$2,533.00
1.5 x 2 x 48" single ITA class II (fits Bradco)	11629	120	\$557.00
1.5 x 2 x 48" set of 6 JCB 1.75" pin	12431	500	\$3,242.00
2 x 1.5 x 48" set of 6 JCB 2" pin dia	12482	450	\$3,242.00
2 x 1.5 x 48" single JCB 2" pin dia	12481	150	\$568.00

2 x 2 x 48" single ITA class III	12523	150	\$551.00
2 x 2 x 48" single ITA class IV	12535	168	\$551.00
2 x 2 x 48" set of 6 Bobcat V518/V623	12274	500	\$3,738.00
2 x 2 x 48" set of 6 Cat 60mm pin	12472	525	\$3,242.00
2 x 2 x 48" single Cat 60mm pin	11627	150	\$568.00
2 x 2 x 48" set of 6 JCB or 6 New Holland 2.25" pin dia	12335	450	\$3,242.00
2 x 2 x 48" single JCB or single New Holland 2.25 pin dia	11625	150	\$568.00
2 x 2 x 48" set of 6 JCB 506B/508B	12285	525	\$3,371.00
2 x 2 x 48" single JCB 506B/5008B	31978	150	\$568.00
2 x 2 x 48" set of 6 Ingersoll Rand VR518/VR623	12274	500	\$3,738.00
2 x 2 x 48" single Lull 2" pin dia .25" offset	12358	150	\$568.00
2 x 2 x 48" single SkyTrak 2" pin dia .25" offset	12358	150	\$568.00

TRACTOR LOADER / BACKHOE MOUNT & WHEEL LOADER MOUNT	ORDER CODE	SHIP WEIGHT (LBS)	LIST PRICE
1.5 x 2 x 48" set of 6 ITA class II	11995	349	\$2,533.00
1.5 x 2 x 48" single ITA class II (fits Bradco)	11629	120	\$557.00
1.5 x 2 x 48" set of 6 JCB 1.75" pin	12431	500	\$3,242.00
2 x 1.5 x 48" set of 6 JCB 2" pin dia	12482	450	\$3,242.00
2 x 1.5 x 48" single JCB 2" pin dia	12481	150	\$568.00
2 x 2 x 48" single ITA class III	12523	150	\$551.00
2 x 2 x 48" single ITA class IV	12535	168	\$551.00
2 x 2 x 48" single Cat 60mm pin	11627	150	\$568.00
2 x 2 x 48" set of 6 JCB or 6 New Holland 2.25" pin dia	12335	450	\$3,242.00
2 x 2 x 48" single JCB or single New Holland 2.25 pin dia	11625	150	\$568.00

Continued Next Page

Prices subject to change without notice.
If you wish to be a Dealer contact (800) 456-7100.
All prices are in US dollars

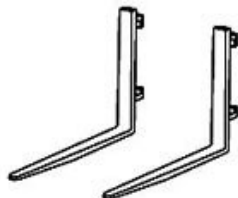
(800) 456-7100 • (734) 996-9014 fax
www.paladinattachments.com



PALADIN
POWERFUL ATTACHMENT TOOLS

Telehandlers, Wheel Loaders, Backhoe Loaders

ITA Tines



TELEHANDLER MOUNT/ TRACTOR LOADER/BACKHOE MOUNT/ WHEEL LOADER MOUNT

	ORDER CODE	SHIP WEIGHT (LBS)	LIST PRICE
60" tines (6,200 lb.)	12678	300	\$1,278.00
72" tines (6,200 lb)	12509	380	\$1,613.00

Class II

2 x 4 x 48" pair	32801	390	\$1,358.00
2 x 4 x 60" pair	11285	448	\$1,439.00
2.25 x 6 x 72" pair	12328	708	\$2,273.00

Class III

2 x 5 x 48" single class III 10,000 lb cap full taper/polish	12036	394	\$1,717.00
2 x 4 x 48" pair class III 8,000 lb cap	12452	364	\$1,439.00
2 x 4 x 60" pair class III 8,000 lb cap	12453	416	\$1,625.00
2 x 5 x 60" pair class III 10,000 lb cap	12018	466	\$1,734.00
2 x 5 x 60" pair class III 10,000 lb cap	12660	460	\$1,673.00
2 x 5 x 72" pair class III 10,000 lb cap	12268	536	\$1,999.00
2 x 5 x 96" pair class III 10,000 lb cap	12376	676	\$2,273.00

Class IV

2 x 5 x 48" single class IV 10,000 lb cap per pair	12471	247	\$761.00
2 x 6 x 72" single class IV 12,640 lb cap per pair	12442	325	\$1,204.00
2 x 5 x 72" pair class IV 10,000 lb cap per pair	31809	556	\$1,047.00

Hook On Forks

Welds to the top of an existing bucket



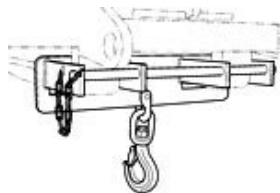
TRACTOR LOADER / BACKHOE MOUNT

	ORDER CODE	SHIP WEIGHT (LBS)	LIST PRICE
1.5 x 4 x 48" set 72" wide 5,400 lb cap	12519	390	\$1,631.00

ONLY includes 2 forks - 1.5" x 4" x 48" - 48" back height, 72" fork shaft and 4 mounting lugs to weld onto your bucket

Fork-Mounted Crane Hook

slides onto forks and secures in place behind heel



TELEHANDLER MOUNT & TRACTOR LOADER / BACKHOE MOUNT

	ORDER CODE	SHIP WEIGHT (LBS)	LIST PRICE
4,000 lb	11985		\$799.00
10,000 lb	12398		\$1,131.00

Continued Next Page

Telehandlers, Wheel Loaders, Backhoe Loaders

Lifting Hook



10,000 lb. Capacity



TELEHANDLER MOUNT	ORDER CODE	SHIP WEIGHT (LBS)	LIST PRICE
Case 688	19716	280	\$1,363.00
Cat IT/TH	12971		\$1,358.00
Ingersoll Rand VR642 post 2002 & 843-1056	19716	280	\$1,363.00
JLG "G" series	12992	250	\$1,371.00
Manitou (serial # <0160037670)	13094		\$1,358.00
New Holland LM-A	13094		\$1,358.00

Manure Fork & Grab



MANURE FORK & GRAB	ORDER CODE	SHIP WEIGHT (LBS)	LIST PRICE
Telehandler Mounts			
Cat IT/TH 90" wide	12868	1577	\$7,978.00
Manitou 96" wide	12768	1655	\$7,978.00

Tractor Loader / Backhoe / Wheel Loader Mounts			
Cat IT/TH 96" wide	11866	1725	\$7,977.00
JCB Q-fit 96" wide	11959	1725	\$7,978.00

Silage Defacer



SILAGE DEFACER - 96" WIDTH	ORDER CODE	SHIP WEIGHT (LBS)	LIST PRICE
Telehandler Mounts			
Bobcat	12894	1130	\$6,695.00
Cat IT/TH	12425	1130	\$6,695.00
JCB Q-fit & New Holland Q-fit	12364	1130	\$6,695.00
K-D Manitou	12686	1130	\$6,695.00
JCB G Series (with serial #<0160037670)	13253	1130	\$6,695.00

Continued Next Page

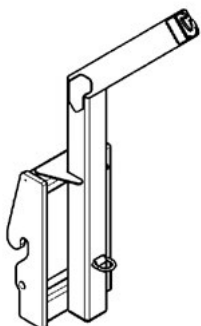
Prices subject to change without notice.
If you wish to be a Dealer contact (800) 456-7100.
All prices are in US dollars

(800) 456-7100 • (734) 996-9014 fax
www.paladinattachments.com



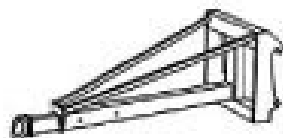
Telehandlers, Wheel Loaders, Backhoe Loaders

Tree Booms (Lifting Arms), Truss Booms & Adjustable Booms



TREE BOOMS (LIFTING ARMS)		ORDER CODE	SHIP WEIGHT (LBS)	LIST PRICE
TELEHANDLER MOUNT				
Case 686/688		12505	515	\$1,874.00
Case TX140-45		13206	570	\$1,802.00
Cat IT/TH		13235	637	\$2,364.00
Ingersoll Rand VR642 post 2002 (8000 lb design rating)		12505	515	\$1,874.00
JCB 214S		12916	712	\$2,077.00
Skytrak		13214	572	\$1,874.00

WHEEL LOADER MOUNT				
Cat 902/906/908 (8,000 design rating)		12609	560	\$1,745.00



TRUSS BOOMS		ORDER CODE	SHIP WEIGHT (LBS)	LIST PRICE
12' Truss Boom w/Hydraulic Winch (2,000 Lb. Rating)				
Cat IT/TH		12746	891	\$8,989.00
JCB Q-fit		11147	803	\$8,989.00
Lull 1044C		12844	9000	\$8,989.00
SkyTrak		11141	886	\$8,989.00

TRUSS BOOM (ADJUSTABLE) 3 POSITIONS 8' 4000 LB RATING, 12' 3000 LB RATING, 15' 2000 LB RATING

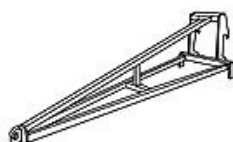
ORDER CODE SHIP WEIGHT (LBS) LIST PRICE

TRACTOR LOADER / BACKHOE MOUNT

Cat 416C/420D pin mount adjustable truss boom	12688	1175	\$4,373.00
---	-------	------	------------

WHEEL LOADER MOUNT

Cat IT38/IT62	12689	1210	\$4,220.00
Cat IT14/IT24/IT28	12397	1120	\$4,209.00
JRB 416 QA	13225	1220	\$4,209.00
New Holland LW130-170 adj truss boom	12396	1120	\$4,209.00



TRUSS BOOMS W/QUICK ATTACH

ORDER CODE SHIP WEIGHT (LBS) LIST PRICE

TELEHANDLER MOUNT

12' Truss Booms w/Quick Attach (2,000 lb. Design Rating)

Cat IT/TH	11140	600	\$2,296.00
JCB 506/508	12403	540	\$2,261.00
JCB 526 14' long	12477	600	\$2,261.00
Lull 644E - 944E	12403	540	\$2,261.00
New Holland - Versattach	12242	520	\$2,261.00
Manitou	12503	373	\$2,261.00
SkyTrak	12403	540	\$2,261.00
Terex	12403	540	\$2,261.00

TRUSS BOOMS W/ QUICK ATTACH TELEHANDLER MOUNT CONTINUED NEXT PAGE

Continued Next Page

Telehandlers, Wheel Loaders, Backhoe Loaders Tree Booms (Lifting Arms), Truss Booms & Adjustable Booms cont.



TRUSS BOOMS W/QUICK ATTACH CONT.	ORDER CODE	SHIP WEIGHT (LBS)	LIST PRICE
12' Truss Booms w/Quick Attach			
Case 686	11143	600	\$2,261.00
Gehl DynacARRIER	12837	600	\$2,261.00
Gehl Dynattach	12338	600	\$2,261.00
Gradall 534D/544D quick attach	12627	500	\$2,261.00
Gradall quick attach, 1400 lb cap	12814	700	\$2,265.00
Ingersoll Rand VR90B	12316	600	\$2,261.00
Ingersoll Rand VR642 pre-2002 1,400 lb	11143	600	\$2,261.00
JLG G Series quick attach, 1400 lb cap	12814	700	\$2,265.00

15' Truss Booms w/Quick Attach (2,000 lb. Design Rating)			
Cat IT/TH 1,400 lb cap	12661	745	\$2,747.00

TRACTOR LOADER / BACKHOE MOUNT			
12' Truss Booms w/Quick Attach (2,000 lb. Design Rating)			
Cat IT/TH	11140	600	\$2,296.00

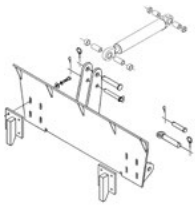
TRUSS BOOMS WITH HYDRAULIC WINCH	ORDER CODE	SHIP WEIGHT (LBS)	LIST PRICE
TELEHANDLER MOUNT 3' TRUSS BOOM W/HYDRAULIC WINCH (4,000 LB. RATING)			
Case 688G	12637	615	\$8,927.00
Cat IT/TH	12722	667	\$8,927.00
Ingersoll Rand VR 843/1044/1056	12637	615	\$8,927.00
JCB Q-fit	11244	590	\$8,927.00
JCB 500	11242	590	\$8,927.00
JCB 520 hitch	12845	590	\$8,927.00
Lull 644-944E	11242	590	\$8,927.00
Lull 1044C flapper mount	12767	641	\$8,927.00
Manitou	12886	705	\$8,927.00
SkyTrak	11242	590	\$8,927.00
Terex quick attach	11242	590	\$8,927.00

WHEEL LOADER MOUNT			
Volvo L30-L35	12340	615	\$8,502.00

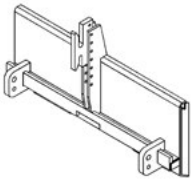
Miscellaneous Attachments



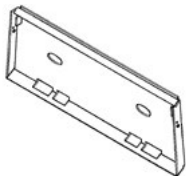
ADAPTER HARNESS FOR IN-CAB CONTROL		ORDER CODE	SHIP WEIGHT (LBS)	LIST PRICE
14 pin Bobcat		110627	5	\$286.00
14 pin Case, New Holland, Volvo, Ditch Witch, Gehl, Mustang, Komatsu, Takeuchi		25887	5	\$286.00
14 pin John Deere		25904	5	\$286.00
8 pin ASV, CAT, Komatsu		25886	5	\$286.00
3 pin John Deere		25885	5	\$286.00



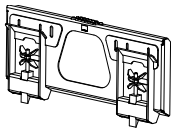
ADAPTER PLATE / CATEGORY I, 3-POINT TO UNIVERSAL SKID-STEER HITCH		ORDER CODE	SHIP WEIGHT (LBS)	LIST PRICE
Attaches to tractor 3-point for using skid steer universal attachments				
Cat I & 2 to skid steer adapter plate		87640	137	\$956.00



ADAPTER PLATE / SKID-STEER UNIVERSAL MOUNT TO CATEGORY I OR II 3-POINT HITCH		ORDER CODE	SHIP WEIGHT (LBS)	LIST PRICE
Attaches to skid steer universal hitch for using 3-point hitch attachments				
adapter plate		88020	210	\$828.00



ADAPTER PLATE / UNIVERSAL WELD-ON ADAPTER		ORDER CODE	SHIP WEIGHT (LBS)	LIST PRICE
Welds to your implement to convert it to a universal hitch				
universal weld-on adapter		86914	75	\$222.00
heavy-duty universal weld-on adapter		88987	123	\$285.00



DROP HEIGHT ADAPTER		ORDER CODE	SHIP WEIGHT (LBS)	LIST PRICE
Clamps to existing skid steer loader mounted attachments to lower the attachment by 2.38 inches. Use with track over tire machines or oversized tires				
drop height adapter		108953	50	\$749.00
MISCELLANEOUS ATTACHMENTS CONTINUED NEXT PAGE				

Continued Next Page

Miscellaneous Attachments cont.



HOSE SAVER SPRING KIT

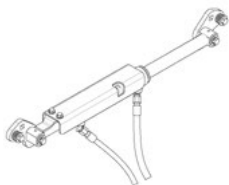
ORDER CODE

SHIP
WEIGHT
(LBS)

LIST PRICE

Allows adjustment of hose routing to prevent hose pinching between quick attach implement and power unit. Easily installed by welding #10136 on any implement or loader attachment that uses hydraulics.

.25 ID hose	103177	5	\$43.00
.38 ID hose	103178	5	\$43.00
.50 ID hose	103179	5	\$43.00
.62 ID hose	103454	5	\$43.00
.75 ID hose	103455	5	\$43.00
nut, spring base weld-on	10136	2	\$10.00



HYDRAULIC LATCH CONVERSION KIT

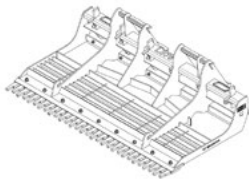
ORDER CODE

SHIP
WEIGHT
(LBS)

LIST PRICE

Add on kit to convert factory manual coupler to hydraulic

hydraulic latch assembly kit Gehl: CTL60 / CTL70 / CTL80; Mustang: MTL16 / MTL20 / MTL25; Takeuchi: TL130 / TL140 / TL150	101585	44	\$1,689.00
hydraulic latch assembly kit for JCB 190/1110	102350		\$1,979.00
hydraulic latch assembly kit for Komatsu 1020/1026	104501		\$1,909.00



LAND SCULPTOR

ORDER CODE

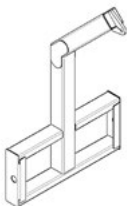
SHIP
WEIGHT
(LBS)

LIST PRICE

78" land sculptor assembly	106400	515	\$1,995.00
----------------------------	--------	-----	------------

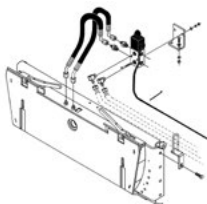
Options

comb assembly	106379	109	\$364.00
scarifier tooth assembly	107009	59	\$332.00
bolt-on cutter bar	16204	130	\$399.00



LOADER BOOM

See FFC Loader Boom on Page 69



TILT ATTACH

ORDER CODE

SHIP
WEIGHT
(LBS)

LIST PRICE

Attaches between implements & skid steers with a universal hitch to tilt 18° left & right

tilt attach heavy-duty	17446	400	\$2,953.00
66" hose kit for standard & heavy duty models	103577	10	\$213.00
94" hose kit for standard & heavy duty models	103603	10	\$246.00

Required to Operate Additional Hydraulic Attachments

universal valve package	88725	23	\$1,013.00
electrical control box <i>electrical control box assembly is not required if skid steer is equipped with auxiliary electrical outlet</i>	15756	10	\$333.00

for electronic in-cab control see page 93 for adapter harnesses

Prices subject to change without notice.
If you wish to be a Dealer contact (800) 456-7100.
All prices are in US dollars

(800) 456-7100 • (734) 996-9014 fax
www.paladinattachments.com





PALADINTM
POWERFUL ATTACHMENT TOOLS

Thank You for Your Business



PALADINTM
POWERFUL ATTACHMENT TOOLS

BRADCO

FFC

HARLEY

McMILLEN

SWEEPSTER

2800 N. Zeeb Road Dexter, MI 48130 USA

1.800.456.7100

www.paladinattachments.com



PALADINTM
POWERFUL ATTACHMENT TOOLS

CP

CUSTOMWORKS

JiB

820 Glaser Parkway Akron, OH 44306 USA

1.800.428.2538

www.paladinattachments.com

Division of



INTERNATIONAL
EQUIPMENT
SOLUTIONS

www.paladinattachments.com