

ATTACHMENT A

Garbage, Refuse Trucks

Type of Equipment	Brand Name	Price Book/Catalog Date of Manufacturer's Current Published Retail Price List	Percentage off discount %
High Compaction Front Loader	Heil	January 1, 2015	4%
		Freight to customers location	Add \$1950.00 net for each unit

Trade-in allowed? ☒ Yes ☐ No.

Multiple Unit discount of 2% Based on quantity purchased? ☒ Yes ☐ No. Based on dollar amount spent? N/A Yes N/A No.

If dollar amount how much? \$ N/A

OEM Repair Parts discount is 3% After Market Parts discount is N/A%

Please note:

- In stock chassis are available for up fit at Heil plant, please see Heil in-stock chassis section. All chassis are at pass thru and are priced at cost, no chassis sales are allowed without body up fit. Please allow 30-75 days for delivery.
- Not all options shown on option pages are available on all packer bodies; please contact Dave Chapel at 405-625-2044 or dchapel@unitedengines.com for assistance with pricing and option selection.
- An additional discount of 2% (total of 6% on body base price and options) is offered with the purchase of two or more units.
- CNG units available, please call for pricing assistance.
- Training on equipment is included in base price, on site mechanical training classes can be scheduled at no cost to customer.

All sales are subject to United Engines Terms and Conditions of Sale, which can be found at <https://unitedengines.com/UEStandardTC.pdf> and which are incorporated by reference into this document as if fully set forth herein.



THE WHEELS ARE ALWAYS TURNING

A DOVER COMPANY

Half/Pack®

High-Compaction Front Loader



Standard Equipment Features included in Base Price

- | | |
|--|---|
| • Heavy-duty sliding top door | • Arm rest for operator controls |
| • Hinged left-side body access door with step and grab | • Backup alarm |
| • Cab shield with hinged rubber tip extension – steel | • Backup and license plate light |
| • Front head closure screen | • LED center-mounted brake light |
| • Under hopper liquid sump with 2 clean-out doors | • LED duplicate high and low mount stop, turn, and tail lights |
| • Body service props for service hoist models and service lift | • LED mid-body turn signals |
| • Tailgate service props | • Strobe light, amber mounted on lower tailgate - in-cab switch, pump on, and reverse activated |
| • Fully automatic Shur-Lock™ tailgate latches | • Front and rear mud flaps -0 anti-sail / anti-splash |
| • Patented clamp-on arms | • Rear underride guard |
| • 8,000 lb. capacity arms – WASTEC WRP 06-1996 rated | • Hopper flood light |
| • Four arm shaft bearing supports | • Shovel kit mounted on back of the packer |
| • Fork cross shaft rubber bumpers | • Low oil level sensor with light, buzzer, and pump shut-off |
| • Bolt-on rubber arm stops | • Severe -duty wear bar kit |
| • Heavy-duty forks – 1 ½" t thick x 59" grip length | • 3" sump drain on street side and curb side |
| • Front mount single vane pump | • Remote packer lube |
| • Chrome-plated cylinder rods and telescopic sleeves | • Remote tailgate hinge lube |
| • Crossed packing cylinders | • Arm / Fork over height warning kit |
| • Chassis frame-mounted oil tank with level / temperature gauge and suction shut-off valve | • 20 lb. fire extinguisher |
| • 3-micron return line filter with magnetic trap and in-cab filter bypass monitor | • FMVSS #108 clearance lights and reflectors |
| • 140-micron suction line strainer | • ICC reflective tape |
| • Fabric guard hose protection for all high-pressure hoses | • Rear camera bracket and flood lights - reverse activated |
| • Cortex Controller™ with InSight™ diagnostic display | • Body undercoating |
| • Throttle advance kit | • Customer's choice of one color finish paint |
| • Joystick in-cab air controls | • Standard 1-year warranty (2,000 Hours of Operation) |
| • Complete array of in-cab function indicator lights | • ANSI Z 245.1-1999 compliant |
| • Streetwise Hydraulics™ | • Safety triangle |
| | • Cavity coat and joint sealer |



Environmental
Solutions Group

A DOVER COMPANY

Effective January 1, 2015 Half/Pack Sales Order Form

Base Units Half/Pack		
<input type="checkbox"/> 20 cubic yard		\$107,092
<input type="checkbox"/> Serviceable EJECT	<input type="checkbox"/> Service Hoist	
<input type="checkbox"/> 23 cubic yard		\$106,580
<input type="checkbox"/> Serviceable EJECT	<input type="checkbox"/> Service Hoist	
<input type="checkbox"/> 28 cubic yard		\$107,189
<input type="checkbox"/> Serviceable EJECT	<input type="checkbox"/> Service Hoist	
<input type="checkbox"/> 32 cubic yard		\$110,400
<input type="checkbox"/> Serviceable EJECT	<input type="checkbox"/> Service Hoist	
<input type="checkbox"/> Service Hoist Kit	B9	\$4,215
Hopper Size		12 yd3
CHASSIS MUST CONFORM WITH HEIL'S MOST CURRENT CHASSIS SPECIFICATIONS		
* NOTE: Red numbers reference Option Photo Index		
Mounting Options		
<input type="checkbox"/> Full Factory Mount for Service Hoist or Serviceable Eject - Includes Body Props and Rear Pivot		\$5,290
<input type="checkbox"/> Mount at Destination		\$705
Power Take Off / Pump Options		
<input type="checkbox"/> Front Mount Vane Pump		STD
<input type="checkbox"/> Operate at Idle (OAI) Front Mount Tandem Vane Pump		\$3,605
<input type="checkbox"/> 890 Hot Shift PTO with Single Vane Pump		\$3,588
<input type="checkbox"/> 897 Constant Duty PTO with Single Vane Pump		\$3,588
Commercial Gripper Option		
<input type="checkbox"/> Commercial Gripper attachment to the fork cross shaft to service 32-96 gallon residential containers (Commercial Grabbers add 6.5" of overall height when arms are fully raised and forks fully tucked)		\$6,760
Control Options		
<input type="checkbox"/> Throttle Limit Kit		\$405
<input type="checkbox"/> Left Hand Lever In-Cab Air Controls in lieu of Joystick	CE6	\$240
<input type="checkbox"/> Outside Air Lever Controls Kit (arms, forks and packer) with Throttle Advance	CE5	\$2,245
Lighting and Electrical Accessories		
<input type="checkbox"/> Dual LED Container Work Lights - in-cab switch		\$565
<input type="checkbox"/> Peterson Multi-Function (SMART) LED Strobe / Turn Lamps		\$585
<input type="checkbox"/> Body Side Backing Assist Lights - LED		\$485
<input type="checkbox"/> Dual Oval Flat LED Strobes Mounted Mid-T/G - in-cab switch, pump on, and reverse activated	L15	\$1,015
<input type="checkbox"/> Dual Cab Guard Mounted Flood Lights		\$477
<input type="checkbox"/> Dual LED Cab Mounted Oval Strobe Lights		\$695
Camera Systems		
All camera systems are mounted with protective camera brackets and twin tailgate flood lights.		
CAMERA MONITOR LOCATION WILL BE CAB ROOF MOUNTED		
Swivel monitor bracket will be provided for dual drive chassis		
<input type="checkbox"/> 3rd Eye Single Camera with LCD Color Monitor		\$2,445
<input type="checkbox"/> 3rd Eye Double Camera with LCD Color Monitor on T/G & LH Cab		\$3,767
<input type="checkbox"/> 3rd Eye Double Camera with LCD Color Monitor on T/G & RH Cab		\$3,767
<input type="checkbox"/> 3rd Eye Double Camera with LCD Color Monitor on T/G & RH Alley		\$3,767
Load Cell Scale Systems		
<input type="checkbox"/> Heil Optimum Payload System (HOPS) using Air-Weigh Axle Scales	CE20	\$8,400
<input type="checkbox"/> Air-Weigh Axle Scale System without Interlock	CE20	\$7,836

Effective January 1, 2015 Half/Pack Sales Order Form

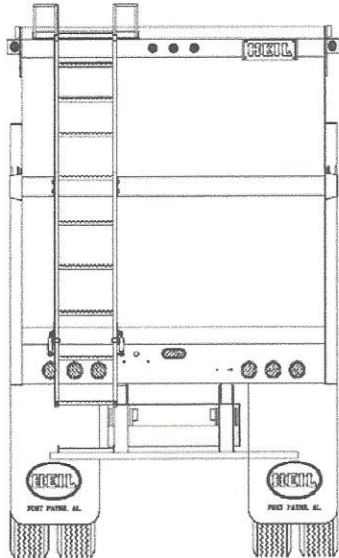
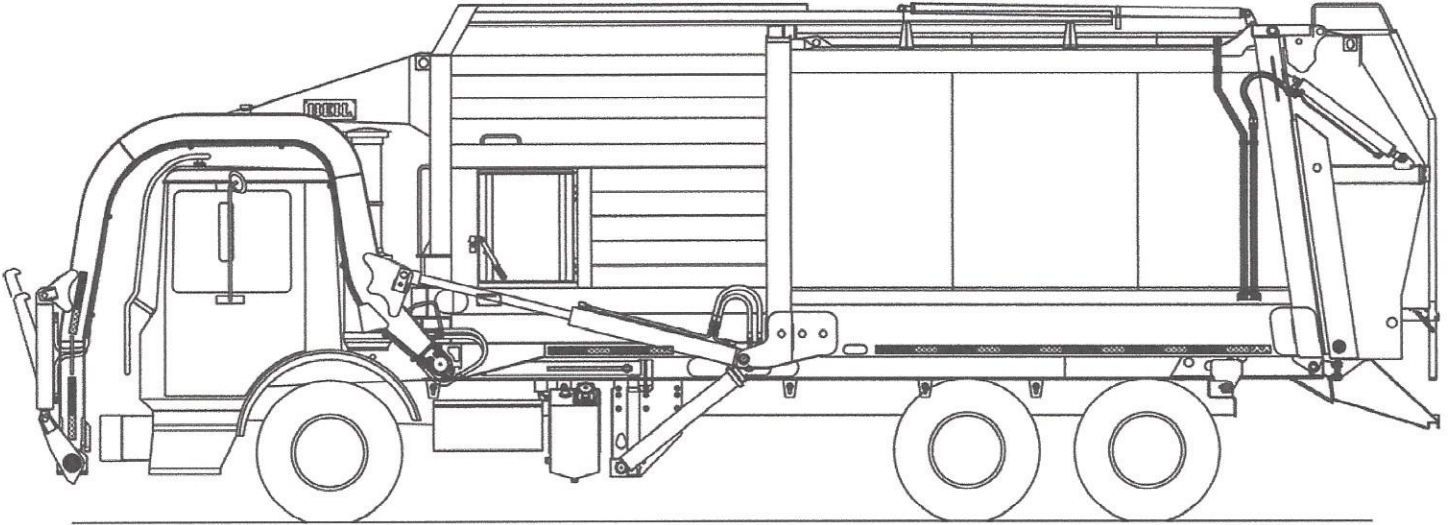
Auxiliary Axles and Tires		
* NOTE: All axles MUST BE installed with tires so chassis can be re-certified to new GAWR and GVWR ratings		
<input type="checkbox"/>	Watson & Chalin Self Steering Pusher Axle: 13,000 pound capacity, hub piloted or 20" spoke wheel hubs, automatic slack adjusters, type 16 air chambers, steering stabilizer kit and reverse lift kit -	\$13,595
<input type="checkbox"/>	Watson & Chalin Self Steering Tag Axle: 13,000 pound capacity, hub piloted or 20" spoke wheel hubs, automatic slack adjusters, type 16 air chambers, steering stabilizer kit and reverse lift kit	\$13,595
<input type="checkbox"/>	Watson & Chalin Rigid Pusher Axle: 25,000 pound capacity, hub piloted or 20" spoke wheel hubs, 30/30 brake chambers, automatic slack adjusters, 1,300 cubic inch air tank and regulator kit	\$10,415
<input type="checkbox"/>	Watson & Chalin Rigid Tag Axle: 25,000 pound capacity, hub piloted or 20" spoke wheel hubs, 30/30 brake chambers, automatic slack adjusters, 1,300 cubic inch air tank and regulator kit	\$10,415
<input type="checkbox"/>	Tag Axle Spill Shield - Prevents debris from collecting on the tag axle	\$300
<input type="checkbox"/>	255/70R-22.5 - Qty(2) load range H, 5,510 pound single max load at 120 psi with rims	\$2,155
<input type="checkbox"/>	275/70R-22.5 - Qty(2) load range H, 7,000 pound single max load at 120 psi with rims	\$2,725
<input type="checkbox"/>	11 R-22.5 - Qty(2) load range H, 6,610 pound single max load at 120 psi with rims	\$2,295
* Note: All auxiliary applications must be approved by Heil prior to order acceptance		
Body Options		
<input type="checkbox"/>	Roof Access Ladder	\$1,295
<input type="checkbox"/>	Hopper Floor Liner (3/16" - AR400)	\$1,727
<input type="checkbox"/>	Hopper Floor Liner (1/4" - AR400)	\$2,745
<input type="checkbox"/>	Body Roof Retainer Teeth - 2 rows at front of body - Minimizes springback in cardboard and recycling applications	B26 \$1,000
<input type="checkbox"/>	Tapered, Bolt-on Hopper Side Wind Screens - increases overall height to 13' 6"	B25 \$1,456
<input type="checkbox"/>	High Pressure Filter Kit -	B3 \$866
<input type="checkbox"/>	High Pressure Filter Monitor	\$645
<input type="checkbox"/>	60 Gallon Washout Tank - side mounted	B10 \$1,945
<input type="checkbox"/>	60 Gallon Washout Tank - rear mounted	\$1,945
<input type="checkbox"/>	Dual 20 lb Fire Extinguisher	\$477
<input type="checkbox"/>	Tool Box Bumper Mount - Steel	B6 \$735
<input type="checkbox"/>	Tool Box Bumper Mount - Aluminum	\$870
<input type="checkbox"/>	Fork Stop Kit - Increases overall height 20" when fork are in the full dump position	\$235
<input type="checkbox"/>	Cab Protector Extension Raise - Manual Jack	\$1,095
<input type="checkbox"/>	Rear Caution Decal	\$275
<input type="checkbox"/>	Wheel Chock Kit - Dual	\$155
<input type="checkbox"/>	Fall Prevention Kit	\$3,270
<input type="checkbox"/>	D-Ring Fall Protection	\$795
<input type="checkbox"/>	Hydraulic Oil Tank Quick Disconnect Kit - For use with filter buggy	\$785
<input type="checkbox"/>	Perma Coat on Cab Protector	\$565
<input type="checkbox"/>	Hydraulic Raise Cab Protector Kit	\$4,970
<input type="checkbox"/>	Extendable Broom Kit - mounted in arm tube	\$395
<input type="checkbox"/>	Spill Kit	\$325
<input type="checkbox"/>	Packer Mounted Retainer Teeth	\$695
<input type="checkbox"/>	Hydraulic Oil Tank Heater - 500 watts	\$1,140
<input type="checkbox"/>	Fender Extension Kit	\$695
<input type="checkbox"/>	California Back Up Alarm	\$650
<input type="checkbox"/>	Infinity Series Eject Cylinders with scrapers and hardened rods to 50 HRC by Rosenboom - Includes Five (5) Year Warranty including dents and dings	\$2,935

Effective January 1, 2015 Half/Pack Sales Order Form

CNRG Tailgate Mounted CNG - Includes Installation Fee		
<input type="checkbox"/>	60 DGE CNG System	\$33,855
<input type="checkbox"/>	75 DGE CNG System	\$35,475
<input type="checkbox"/>	90 DGE CNG System	\$41,008
<input type="checkbox"/>	105 DGE CNG System	\$47,548
CNRG Options		
<input type="checkbox"/>	Front Bumper Fill with Kill Cap	\$710
<input type="checkbox"/>	Fast Fill Fuel Management Option	\$1,800
<input type="checkbox"/>	Defuel Transfer Hose - 35 ft	\$1,915
CNG Installation		
<input type="checkbox"/>	CNG Installation Charge - Includes brackets, temporary tank rental, hardware, and mounting of CNG system	\$5,405
Extended Warranty		
<input type="checkbox"/>	Five (5) Year (Maximum 12500 hrs of Operation) all other Cylinder Warranty - Requires purchase of Infinity Series Cylinders from above	\$2,935
Paint Options		
NOTE: LIST PAINT CODES ON PAINT DIAGRAM		
<input type="checkbox"/>	Customized Paint Color - Paint Color Code NOT included in the ColorSmart Brochure	\$375
<input type="checkbox"/>	Two Tone Paint	\$1,430
<input type="checkbox"/>	Paint Striping - first stripe	\$1,200
<input type="checkbox"/>	Paint Striping - each additional stripe	\$670
<input type="checkbox"/>	Metallic Paint	\$1,200
<input type="checkbox"/>	Clearcoat Finish	\$1,670
<input type="checkbox"/>	Anti-Graffiti Clearcoat Finish	\$2,400
<input type="checkbox"/>	Prime Paint Only - deduct	(\$1,220)
TOTALS		
	Total from Options Above (MSRP)	\$0
	Additional Options (SOARs, Chassis Mods, Etc) Total	\$0
	Subtotal	\$0
	Dealer Discount (%)	0%
	Dealer Net Price	\$0
	Additional Discount (SPR)	
	Freight	
	Total Price per Unit	\$0

HALF/PACK®

Paint Stripe & Accessories Requirements



PAINT AND OPTIONS LAYOUT DETAIL
USE THIS FORM TO DESCRIBE PAINT SCHEMES
BE SPECIFIC ABOUT DIMENSIONS AND DETAILS

Sales Order #		Submitted by	
Customer			
Paint Color 1			
Paint Color 2			
Paint Color 3			
Chassis Make			
Chassis Model			
Wheelbase			
Body Size			

READY TRUCK AND CHASSIS MODIFICATIONS


Chassis Modification Options - All Makes		
<input type="checkbox"/>	Wheelbase Shortening	\$2,040
<input type="checkbox"/>	Wheelbase Lengthening	\$3,570
<input type="checkbox"/>	Customer's Choice of One Color Finish Paint for Cab	\$3,570
<input type="checkbox"/>	Heated Mirrors - installed	\$960
<input type="checkbox"/>	Telma Frictionless Braking System - installed	\$17,015
<input type="checkbox"/>	Roof Mounted Air Conditioning System - Red Dot Model 6100 - installed	\$6,640
<input type="checkbox"/>	Bumper Extension Modification	\$2,785
Chassis Component Relocation Charges		
<input type="checkbox"/>	Relocation of Air Dryer to Heil Specifications	\$450
<input type="checkbox"/>	Relocation of Air Tanks to Heil Specifications	\$620
<input type="checkbox"/>	Relocation of Battery Box to Heil Specifications	\$410
<input type="checkbox"/>	Two Battery Box Replacement	\$845
<input type="checkbox"/>	Three Battery Box Replacement	\$900
<input type="checkbox"/>	Relocation of Fuel Tank to Heil Specifications	\$565
<input type="checkbox"/>	Relocation of Oil Cooler to Heil Specifications	\$350
<input type="checkbox"/>	Relocation of Muffler to Heil Specifications - muffler will only be moved under the guidelines obtained from the chassis vendor by	\$855
Chassis Re-Programming Charge		
<input type="checkbox"/>	Re-Programming of Transmission - as necessary to adhere to program guidelines as presented in Product Bulletin 313	\$320
Chassis Handling Charges		
<input type="checkbox"/>	Chassis Tow Away Prep - condition whereby a chassis is checked in, fueled, stored, and then towed from the premises for any	\$270
<input type="checkbox"/>	Chassis Drive Away Prep - condition whereby a chassis is checked in, fueled, stored, installed with drive away lights and mud	\$450
<input type="checkbox"/>	Alternative Fuel (CNG/LNG) Handling Fee - Tank and Gas for internal transport	\$775
TOTALS		
	Total from Options Above (MSRP)	\$0
	Additional Options (SOARs, Chassis Mods, Etc) Total	
	Subtotal	\$0
	Dealer Discount (%)	0%
	Dealer Net Price	\$0
	Additional Discount (SPR)	
	Freight	
	Total Price per Unit	\$0

Options Photo Index

Body Options

Regenerative Valve

B1



Hydraulic Pressure Gauge Kit

B2



High-Pressure Filter Kit

B3



20 lb. Fire Extinguisher with Bracket

B4



Tool Box - Frame Mounted

B5



Tool Box - Bumper Mounted

B6



Mud Flaps

B7



Mud Guards

B8



Service Hoist Kit

B9



Washout Tank

B10



Return Line Check Valve

B11



5-Gallon Igloo Cooler Bracket
(Cooler not Shown)

B12



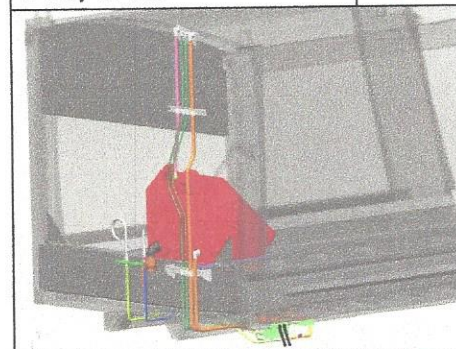
Tailgate Side Spill Trough

B13



In-Body Oil Tank






B14



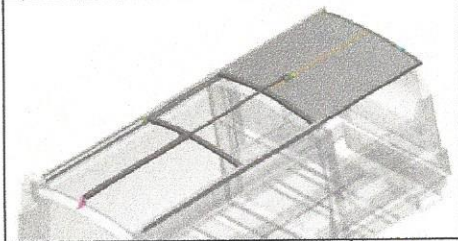





Broom and Shovel Rack
(DuraPack® 5000)

B15




Broom and Shovel Rack (PowerTrak® Commercial)	B16
	
Slide Bearings - Bronze and Delrin	B18
	
Chassis Rail Closure Kit	B19
	
Body Drain Valve	B20
	
Body Side Access Door with Step and Grab	B21
	

Body Front Head Screen with Step and Grab	B22
	
4" Hopper Lip Extension (Shown with Optional Roll Bar and Latch Kit)	B23
	
Rear Caution Decal	B24
	
Hopper Wind Screens	B25
	
Body Roof Retainer Teeth	B26
	

Hydraulic Sliding Top Door	B28
	
4 Bearing Blocks (Half/Pack®)	B32
	
Hopper Cover (DuraPack® Body)	B33
	
Manual Hopper Cover (Rapid Rail® Body)	B34
	
Hopper Hood	B35
	
Autolube System for Packer	B36
	

Solid Hopper Upper Extension
(Rapid Rail®/STARR® System)

B37



Rear Fender (Rapid Rail Body)

B38




Two-Bar Trough Cart Dumper

B39



Narrow Fuel Tank (R2000)

B41



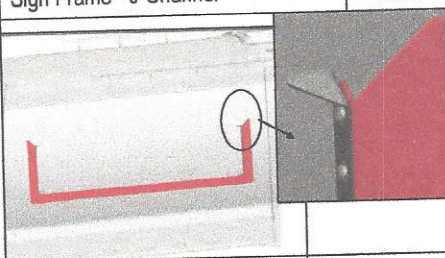
Top Cover (Retriever Satellite™)

B42



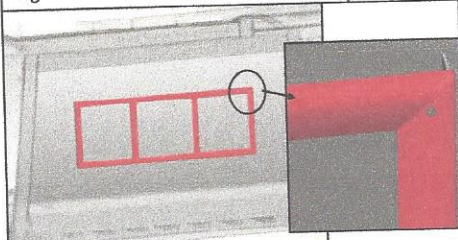
Sign Frame - J-Channel

B43



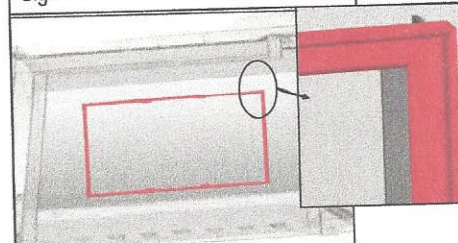
Sign Frame - Roadway

B44




Sign Frame - Structural Channel

B45



Hydraulic Tailgate Locks

B46



Controls & Electrical


Left-Hand (and RH) Buzzer Kit

CE1



Residential Front Loader Kit
Includes: Carry Can Dumper
Hydraulics with Controls on Arm
AutoLift™ Feature, Overheight
Warning Kit, and Throttle Advance
and Limit Kit

CE2



Right-Hand Air Joystick

CE3



Outside Joystick Control with Throttle Advance	CE4
---	-----

**Latest Photo
Not Available**


Outside Air Lever Control Kit	CE5
-------------------------------	-----



Dual Lever In-Cab Air Controls	CE6
--------------------------------	-----



Select-O-Pack	CE7
---------------	-----



Lift Cycle Counter	CE8
--------------------	-----



Remote Lift Controls - Air Toggles (Mounted Under Seat)	CE9
--	-----




Additional Joystick Control	CE10
-----------------------------	------



Outside Lift Levers with Cover	CE11
--------------------------------	------



Packer and Crusher Controls (MultiTask®)	CE12
---	------



Joystick Control With Rocker Switch (Retriever Satellite™)	CE13
---	------




Remote Lift Controls (7000) Fender Mounted	CE14
---	------



Remote Rocker Switch Controls	CE15
-------------------------------	------



California Back-up Alarm	CE19
--------------------------	------



Heil Optimum Payload System™ (HOPS™)	CE20
---	------



Container Lifting Mechanisms and Grabbers

Customer-Installed Cart Tipper Kit (Double) with Control Handle (Highlighted)

MG1



Additional Control Handles for Container Handling (Valve Section Not Shown)

MG2



Reeving Cylinder with Control Kit

MG3



Roll Bar with Control Kit

MG4




Arm Mechanism with Control Kit

MG5



Lip and Latch Kit - Short Sill

MG6.1



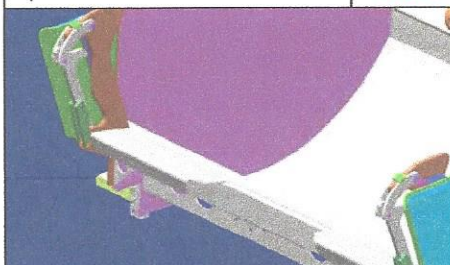
Lip and Latch Kit - Long Sill

MG6.1



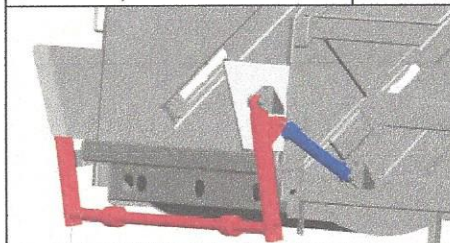
Lip and Latch Kit - With Cutouts

MG6.3



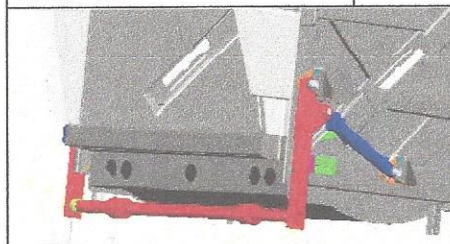
Standard Roll Bar (PowerTrak® Commercial) Latch Pivot

MG7



Roll Bar (PowerTrak® Commercial) - Bolster Pivot

MG8




Drum Winch with Control Kit (Shown on DuraPack® 5000)

MG9



Reeving Cylinder Bracket

MG10




Forklift Style Adjustable Forks

MG11




60/90 Belt Grabber

MG15




TriCuff Grabber

MG16




Changeable Spring Steel Grabber

MG17



Universal Belt Grabber

MG18



Lights


Hopper Work Light (FELs)

L1



Municipal Light Kit with Dual 7" Strobes (1) and Overhead Flood Light (2)

L2




Body Side Backing Assist Light

L3



Strobe Light, Amber

L4



Hopper Work Light (FELs)

L5



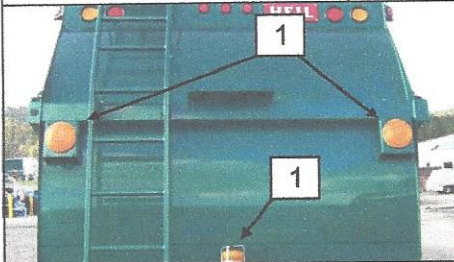
Backing Assist Lights (R2000)

L6




1) Dual 7" Amber Lights on T/G
2) Strobe Light, Amber (Mounted Lower T/G)

L7




California Back-up Alarm

L8



Dual Hopper Work Light (RELs)

L9




Peterson Multi-Function Lights
LED Strobes & Turn Light
Combination

L10



Lift and Hopper Work Light Kit

L11



Dual Flood Lights on Cab

L12




Dual Hopper Work Lights (Retriever Satellite™)

L13




Dual Strobe Lights (Shown on REL)

L14



Dual Oval Amber Strobes Mounted
Mid-tailgate

L15



Bayne Lifters & Carry Cans

Taskmaster™



TL1124



Revolution



BTL208-12



BTL1110



MBTL180



Carry-Can with MBTL169



Garbage, Refuse Trucks

Trade-in allowed? x Yes No.

If dollar amount how much? \$ N/A

OEM Repair Parts discount is 3% After Market Parts discount is N/A%

use note:

- In stock chassis are available for up fit at Heil plant, please see Heil in-stock chassis section. All chassis are at pass thru and are priced at cost, no chassis sales are allowed without body up fit. Please allow 30-75 days for delivery.
- Not all options shown on option pages are available on all packer bodies; please contact Dave Chapel at 405-625-2044 or dchapel@unitedengines.com for assistance with pricing and option selection.
- An additional discount of 2% (total of 7% on body base price and options) is offered with the purchase of two or more units.
- CNG units available, please call for pricing assistance.

- Training on equipment is included in base price, on site mechanical training classes can be scheduled at no cost to customer.

All sales are subject to United Engines Terms and Conditions of Sale, which can be found at <https://unitedengines.com/UEStandardTC.pdf> and which are incorporated by reference into this document as if fully set forth herein.



Odyssey™ HP

High Compaction Residential Front Loader



**Curotto-Can automated carry can sold separately

Standard Equipment Features included in Base Price

- | | |
|--|--|
| <ul style="list-style-type: none"> • Hinged left-side body access door with step and grab • Cab shield with hinged rubber tip extension - steel • Front head closure screen with splash guard • Under hopper liquid sump with 2 clean-out doors • Body service props for service hoist models and service lift • Tailgate service props • Fully automatic Shur-Lock™ tailgate latches • Patented clamp-on arms • 8,000 lb. capacity arms - WASTEC WRP 06-1996 rated • Four arm shaft bearing supports • Fork cross shaft rubber bumpers • Bolt-on rubber arm stops • Heavy-duty forks - 1 1/2" thick x 63" grip length • PTO Mounted Load Sense Piston Pump • Chrome-plated cylinder rods and telescopic sleeves • Crossed packing cylinders • Chassis frame-mounted oil tank with level / temperature gauge and suction shut-off valve • 3-micron return line filter with magnetic trap and in-cab filter bypass monitor • 140-micron suction line strainer • Fabric guard hose protection for all high-pressure hoses • Cortex Controller™ with InSight™ diagnostic display • Throttle advance kit • Left and right-hand single multifunction joystick • Complete array of in-cab function indicator lights • Streetwise Hydraulics™ • Solid state control panel • High pressure filter kit • Arm rest for operator controls | <ul style="list-style-type: none"> • Backup alarm • Backup and license plate light • LED center-mounted brake light • LED duplicate high and low mount stop, turn, and tail lights • LED mid-body turn signals • Strobe light, amber mounted on lower tailgate - in-cab switch, pump on, and reverse activated • Front and rear mud flaps - anti-sail / anti-splash • Rear underride guard • Hopper flood light • Shovel kit mounted on back of the packer • Low oil level sensor with light, buzzer, and pump shut-off • Severe-duty wear bar kit • 3" sump drain on street side and curb side • Remote packer lube • Remote tailgate hinge lube • Arm / Fork over height warning kit • 20 lb. fire extinguisher • FMVSS #108 clearance lights and reflectors • ICC reflective tape • Rear camera bracket and flood lights - reverse activated • Body undercoating • Customer's choice of one color finish paint • Standard 1-year warranty (2,000 Hours of Operation) • ANSI Z 245.1-1999 compliant • Safety triangle • Cavity coat and joint sealer • Arm guides mounted to front bumper • Forward facing flood lights on cab |
|--|--|



**Environmental
Solutions Group**

A DOVER COMPANY

Effective January 1, 2015 Odyssey HP Sales Order Form

Base Units Odyssey HP		
<input type="checkbox"/> 20 cubic yard		\$125,880
<input type="checkbox"/> Serviceable EJECT	<input type="checkbox"/> Service Hoist	
<input type="checkbox"/> 23 cubic yard		\$125,368
<input type="checkbox"/> Serviceable EJECT	<input type="checkbox"/> Service Hoist	
<input type="checkbox"/> 28 cubic yard		\$125,978
<input type="checkbox"/> Serviceable EJECT	<input type="checkbox"/> Service Hoist	
<input type="checkbox"/> Service Hoist Kit - 187" Wheelbase 5 Axle Units WILL NOT accept the service hoist option*	B9	\$4,215
*5 Axle 187" Wheelbase - Hendrickson Auxillary Axles Only with 275/R70/22.5 or smaller tires.		
Hopper Size		12 yd3
CHASSIS MUST CONFORM WITH HEIL'S MOST CURRENT CHASSIS SPECIFICATIONS		
* NOTE: Red numbers reference Option Photo Index		
Mounting Options		
<input type="checkbox"/> Full Factory Mount for Service Hoist or Serviceable Eject - Includes Body Props and Rear Pivot		\$5,290
<input type="checkbox"/> Mount at Destination		\$705
Power Take Off / Pump Options		
<input type="checkbox"/> PTO Mounted Load Sense Piston pump - Includes PTO		STD
Automated Option		
<input type="checkbox"/> Hopper Seal Brush Kit - Includes Sides, Front , and Rear Bristle Hopper Seal Kit - For Curotto Only		\$2,465
<input type="checkbox"/> Remote Curbside Controls		\$1,486
<input type="checkbox"/> Installation of Autocover controls - Autocover must be purchased with the Curotto Can		\$1,486
<input type="checkbox"/> In-Cab controls for integrated forward work lamps - Forward Work lamps must be purchased with the Curotto Can		\$600
Semi-Automated Option		
<input type="checkbox"/> Carry Can Control Kit - Must Select to Add Controls to Order		\$0
A complete selection of premium Bayne carry cans to suit any application is provided in this price book for your convenience		
Control Options		
<input type="checkbox"/> Throttle Limit Kit		\$405
<input type="checkbox"/> Dual Multifunction Joystick - Left and Right Hand		STD
<input type="checkbox"/> Left Hand 2-Lever Electric Control in lieu of Multifunction Joystick	CE6	\$515
<input type="checkbox"/> Left Hand Single Axis Joystick Electric Control in lieu of Multifunction Joystick		\$515
<input type="checkbox"/> Outside Electric Lever Controls Kit (arms, forks and packer) with Throttle Advance	CE5	\$2,245
Lighting and Electrical Accessories		
<input type="checkbox"/> Dual LED Container Work Lights - in-cab switch		\$565
<input type="checkbox"/> Peterson Multi-Function (SMART) LED Strobe / Turn Lamps		\$585
<input type="checkbox"/> Body Side Backing Assist Lights - LED		\$485
<input type="checkbox"/> Dual Oval Flat LED Strobes Mounted Mid-T/G - in-cab switch, pump on, and reverse activated	L15	\$1,015
<input type="checkbox"/> Dual Cab Guard Mounted Flood Lights		\$477
<input type="checkbox"/> Dual LED Cab Mounted Oval Strobe Lights		\$695
Camera Systems		
All camera systems are mounted with protective camera brackets and twin tailgate flood lights.		
CAMERA MONITOR LOCATION WILL BE CAB ROOF MOUNTED		
Swivel monitor bracket will be provided for dual drive chassis		
<input type="checkbox"/> 3rd Eye Single Camera with LCD Color Monitor		\$2,445
<input type="checkbox"/> 3rd Eye Double Camera with LCD Color Monitor on T/G & LH Cab		\$3,767
<input type="checkbox"/> 3rd Eye Double Camera with LCD Color Monitor on T/G & RH Cab		\$3,767
<input type="checkbox"/> 3rd Eye Double Camera with LCD Color Monitor on T/G & RH Alley		\$3,767

Effective January 1, 2015 Odyssey HP Sales Order Form

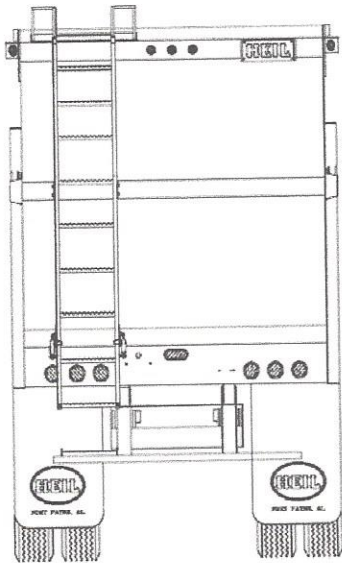
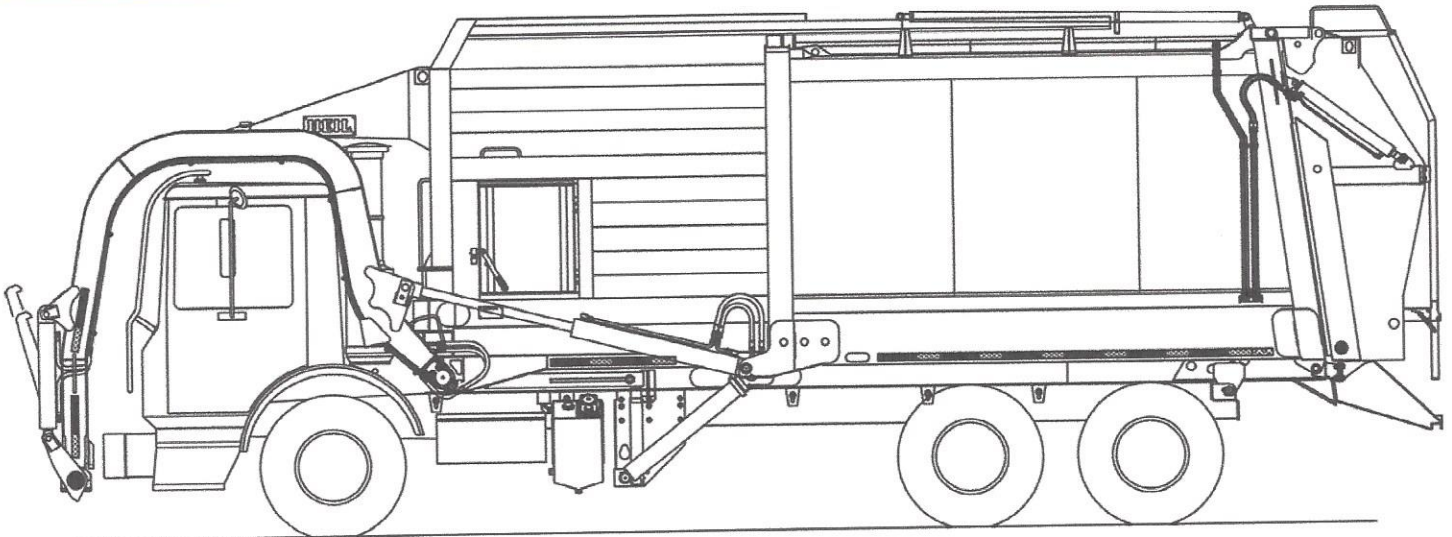
Load Cell Scale Systems		
<input type="checkbox"/>	Heil Optimum Payload System (HOPS) using Air-Weigh Axle Scales	CE20 \$8,400
<input type="checkbox"/>	Air-Weigh Axle Scale System without Interlock	CE20 \$7,836
Auxiliary Axles and Tires		
* NOTE: All axles MUST BE installed with tires so chassis can be re-certified to new GAWR and GVWR ratings		
<input type="checkbox"/>	Watson & Chalin Self Steering Pusher Axle: 13,000 pound capacity, hub piloted or 20" spoke wheel hubs, automatic slack adjusters, type 16 air chambers, steering stabilizer kit and reverse lift kit -	\$13,595
<input type="checkbox"/>	Watson & Chalin Self Steering Tag Axle: 13,000 pound capacity, hub piloted or 20" spoke wheel hubs, automatic slack adjusters, type 16 air chambers, steering stabilizer kit and reverse lift kit	\$13,595
<input type="checkbox"/>	Watson & Chalin Rigid Pusher Axle: 25,000 pound capacity, hub piloted or 20" spoke wheel hubs, 30/30 brake chambers, automatic slack adjusters, 1,300 cubic inch air tank and regulator kit	\$10,415
<input type="checkbox"/>	Watson & Chalin Rigid Tag Axle: 25,000 pound capacity, hub piloted or 20" spoke wheel hubs, 30/30 brake chambers, automatic slack adjusters, 1,300 cubic inch air tank and regulator kit	\$10,415
<input type="checkbox"/>	Tag Axle Spill Shield - Prevents debris from collecting on the tag axle	\$300
<input type="checkbox"/>	255/70R-22.5 - Qty(2) load range H, 5,510 pound single max load at 120 psi with rims	\$2,155
<input type="checkbox"/>	275/70R-22.5 - Qty(2) load range H, 7,000 pound single max load at 120 psi with rims	\$2,725
<input type="checkbox"/>	11 R-22.5 - Qty(2) load range H, 6,610 pound single max load at 120 psi with rims	\$2,295
* Note: All auxiliary applications must be approved by Heil prior to order acceptance		
Body Options		
<input type="checkbox"/>	Sliding Top door - May not be compatible with roof mounted CNG systems	\$3,685
<input type="checkbox"/>	Roof Access Ladder	\$1,295
<input type="checkbox"/>	Hopper Floor Liner (3/16" - AR400)	\$1,727
<input type="checkbox"/>	Hopper Floor Liner (1/4" - AR400)	\$2,745
<input type="checkbox"/>	Body Roof Retainer Teeth - 2 rows at front of body - Minimizes springback in cardboard and recycling applications	B26 \$1,000
<input type="checkbox"/>	Tapered, Bolt-on Hopper Side Wind Screens - increases overall height to 13' 6"	B25 \$1,420
<input type="checkbox"/>	High Pressure Filter Kit -	B3 STD
<input type="checkbox"/>	High Pressure Filter Monitor	\$645
<input type="checkbox"/>	Dual 20 lb Fire Extinguisher	\$477
<input type="checkbox"/>	Tool Box Bumper Mount - Steel	B6 \$735
<input type="checkbox"/>	Tool Box Bumper Mount - Aluminum	\$870
<input type="checkbox"/>	Cab Protector Extension Raise - Manual Jack	\$1,095
<input type="checkbox"/>	Rear Caution Decal	\$275
<input type="checkbox"/>	Wheel Chock Kit - Dual	\$155
<input type="checkbox"/>	Fall Prevention Kit	\$3,270
<input type="checkbox"/>	D-Ring Fall Protection	\$795
<input type="checkbox"/>	Hydraulic Oil Tank Quick Disconnect Kit - For use with filter buggy	\$785
<input type="checkbox"/>	Perma Coat on Cab Protector	\$565
<input type="checkbox"/>	Hydraulic Raise Cab Protector Kit	\$4,970
<input type="checkbox"/>	Extendable Broom Kit - mounted in arm tube	\$395
<input type="checkbox"/>	Spill Kit	\$325
<input type="checkbox"/>	Packer Mounted Retainer Teeth	\$695
<input type="checkbox"/>	Hydraulic Oil Tank Heater - 500 watts	\$1,140
<input type="checkbox"/>	Fender Extension Kit	\$695
<input type="checkbox"/>	California Back Up Alarm	\$650
<input type="checkbox"/>	Infinity Series Eject Cylinders with scrapers and hardened rods to 50 HRC by Rosenboom - Includes Five (5) Year Warranty including dents and dings	\$2,935

Effective January 1,2015 Odyssey HP Sales Order Form

CNrG Tailgate Mounted CNG - Includes Installation Fee		
<input type="checkbox"/>	60 DGE CNG System	\$33,855
<input type="checkbox"/>	75 DGE CNG System	\$35,475
<input type="checkbox"/>	90 DGE CNG System	\$41,008
<input type="checkbox"/>	105 DGE CNG System	\$47,548
CNrG Options		
<input type="checkbox"/>	Front Bumper Fill with Kill Cap	\$710
<input type="checkbox"/>	Fast Fill Fuel Management Option	\$1,800
<input type="checkbox"/>	Defuel Transfer Hose - 35 ft	\$1,915
CNG Installation		
<input type="checkbox"/>	### CNG Installation Charge - Includes brackets,temporary tank rental, hardware, and mounting of CNG system	\$5,405
Extended Warranty		
<input type="checkbox"/>	Five (5) Year (Maximum 12500 hrs of Operation) all other Cylinder Warranty - Requires purchase of Infinity Series Cylinders from above	\$2,935
Paint Options		
NOTE: LIST PAINT CODES ON PAINT DIAGRAM		
<input type="checkbox"/>	Customized Paint Color - Paint Color Code NOT included in the ColorSmart Brochure	\$375
<input type="checkbox"/>	Two Tone Paint	\$1,430
<input type="checkbox"/>	Paint Striping - first stripe	\$1,200
<input type="checkbox"/>	Paint Striping - each additional stripe	\$670
<input type="checkbox"/>	Metallic Paint	\$1,200
<input type="checkbox"/>	Clearcoat Finish	\$1,670
<input type="checkbox"/>	Anti-Graffiti Clearcoat Finish	\$2,400
<input type="checkbox"/>	Prime Paint Only - deduct	(\$1,220)
TOTALS		
	Total from Options Above (MSRP)	\$0
	Additional Options (SOARs, Chassis Mods, Etc) Total	
	Subtotal	\$0
	Dealer Discount (%)	0%
	Dealer Net Price	\$0
	Additional Discount (SPR)	
	Freight	
	Total Price per Unit	\$0

ODYSSEY™ HP

Paint Stripe & Accessories Requirements



PAINT AND OPTIONS LAYOUT DETAIL
USE THIS FORM TO DESCRIBE PAINT SCHEMES
BE SPECIFIC ABOUT DIMENSIONS AND DETAILS

Sales Order #		Submitted by	
Customer			
Paint Color 1			
Paint Color 2			
Paint Color 3			
Chassis Make			
Chassis Model			
Wheelbase			
Body Size		Approved by	

READY TRUCK AND CHASSIS MODIFICATIONS

Chassis Modification Options - All Makes		
<input type="checkbox"/>	Wheelbase Shortening	\$2,040
<input type="checkbox"/>	Wheelbase Lengthening	\$3,570
<input type="checkbox"/>	Customer's Choice of One Color Finish Paint for Cab	\$3,570
<input type="checkbox"/>	Heated Mirrors - installed	\$960
<input type="checkbox"/>	Telma Frictionless Braking System - installed	\$17,015
<input type="checkbox"/>	Roof Mounted Air Conditioning System - Red Dot Model 6100 - installed	\$6,640
<input type="checkbox"/>	Bumper Extension Modification	\$2,785
Chassis Component Relocation Charges		
<input type="checkbox"/>	Relocation of Air Dryer to Heil Specifications	\$450
<input type="checkbox"/>	Relocation of Air Tanks to Heil Specifications	\$620
<input type="checkbox"/>	Relocation of Battery Box to Heil Specifications	\$410
<input type="checkbox"/>	Two Battery Box Replacement	\$845
<input type="checkbox"/>	Three Battery Box Replacement	\$900
<input type="checkbox"/>	Relocation of Fuel Tank to Heil Specifications	\$565
<input type="checkbox"/>	Relocation of Oil Cooler to Heil Specifications	\$350
<input type="checkbox"/>	Relocation of Muffler to Heil Specifications - muffler will only be moved under the guidelines obtained from the chassis vendor by	\$855
Chassis Re-Programming Charge		
<input type="checkbox"/>	Re-Programming of Transmission - as necessary to adhere to program guidelines as presented in Product Bulletin 313	\$320
Chassis Handling Charges		
<input type="checkbox"/>	Chassis Tow Away Prep - condition whereby a chassis is checked in, fueled, stored, and then towed from the premises for any	\$270
<input type="checkbox"/>	Chassis Drive Away Prep - condition whereby a chassis is checked in, fueled, stored, installed with drive away lights and mud	\$450
<input type="checkbox"/>	Alternative Fuel (CNG/LNG) Handling Fee - Tank and Gas for internal transport	\$775
TOTALS		
	Total from Options Above (MSRP)	\$0
	Additional Options (SOARs, Chassis Mods, Etc) Total	
	Subtotal	\$0
	Dealer Discount (%)	0%
	Dealer Net Price	\$0
	Additional Discount (SPR)	
	Freight	
	Total Price per Unit	\$0

2014 AUTOMATED CARRY CAN PRICE GUIDE

Name	Part Number	Description	List Price USD (\$)
Curotto-Can	SLMNEGL-01-B	Complete - Ready to Run	\$ 23,930
Curotto-Can 300 Gallon	SLMNEGL-01-300-HD-B	Curotto-Can for 300 Gallon can applications	\$ 25,281
Can Side Options			
Auto Cover	SE-RAC-CS-KT-INSTL	Rotary Auto Cover- Factory Installed on Container (need to complete kit by ordering through Body Original Equipment Manufacturer (OEM))	\$ 1,819
Brush Kit	SE-BK-XXX	Brush Kit/Hopper Seal- Factory Installed, Front, Curb & Streetside (need to complete kit by ordering through Body OEM)	\$ 540
Work Lamps	SE-WL-KT-NC	Work Lamp Kit, LED, Installed (need to complete kit by ordering through Body OEM)	\$ 1,238
Spacer Kit	EXT 9" Set	9-inch Spacer Required for Heil Installation	\$ 193
Gripper Arm	AC4-A001-4-UPGDE	Gripper Arm & Belt; 4 inches longer - per set	\$ 207
Conspicuity Tape	DOT-TAPE	Conspicuity Tape Installed, Front, Curb & Street Side	\$ 181
Truck Side Options			
Commercial Grabber*	CG-001KT	Commercial Gripper for picking up 32-96 gallon residential cans. *Complete Commercial Gripper clearance questionnaire and submit with order. Installation kit is an additional charge and will depend on the specific installation.	\$ 3,761


Effective May 20, 2014

Options Photo Index

Body Options


Regenerative Valve

B1



Hydraulic Pressure Gauge Kit

B2



High-Pressure Filter Kit

B3



20 lb. Fire Extinguisher with Bracket

B4



Tool Box - Frame Mounted

B5



Tool Box - Bumper Mounted

B6



Mud Flaps

B7



Mud Guards

B8



Service Hoist Kit

B9



Washout Tank

B10



Side Mount

Return Line Check Valve

B11



5-Gallon Igloo Cooler Bracket
(Cooler not Shown)

B12



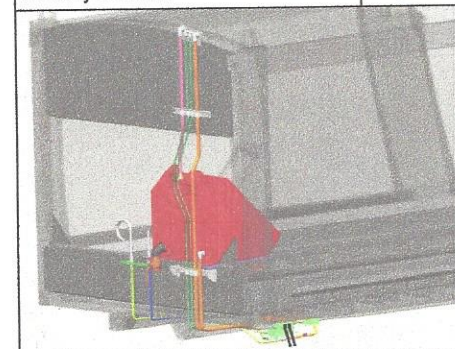
Tailgate Side Spill Trough

B13




In-Body Oil Tank






B14









Broom and Shovel Rack
(DuraPack® 5000)

B15




Broom and Shovel Rack (PowerTrak® Commercial)	B16
	
Slide Bearings - Bronze and Delrin	B18
	
Chassis Rail Closure Kit	B19
	
Body Drain Valve	B20
	
Body Side Access Door with Step and Grab	B21
	

Body Front Head Screen with Step and Grab	B22
	
4" Hopper Lip Extension (Shown with Optional Roll Bar and Latch Kit)	B23
	
Rear Caution Decal	B24
	
Hopper Wind Screens	B25
	
Body Roof Retainer Teeth	B26
	

Hydraulic Sliding Top Door	B28
	
4 Bearing Blocks (Half/Pack®)	B32
	
Hopper Cover (DuraPack® Body)	B33
	
Manual Hopper Cover (Rapid Rail® Body)	B34
	
Hopper Hood	B35
	
Autolube System for Packer	B36
	

Solid Hopper Upper Extension
(Rapid Rail®/STARR® System)

B37




Rear Fender (Rapid Rail Body)

B38




Two-Bar Trough Cart Dumper

B39



Narrow Fuel Tank (R2000)

B41



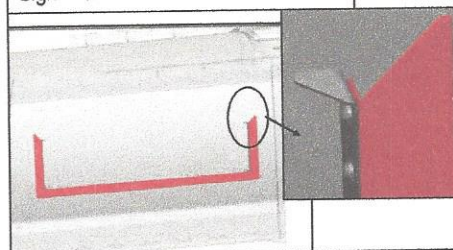
Top Cover (Retriever Satellite™)

B42



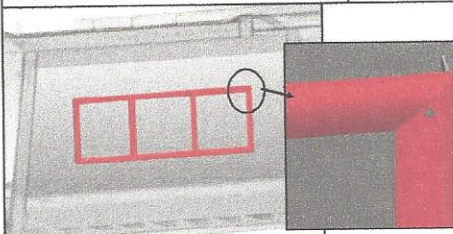
Sign Frame - J-Channel

B43



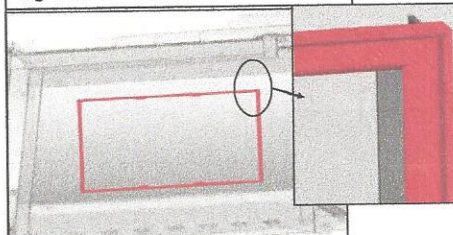
Sign Frame - Roadway

B44




Sign Frame - Structural Channel

B45



Hydraulic Tailgate Locks

B46



Controls & Electrical


Left-Hand (and RH) Buzzer Kit

CE1



Residential Front Loader Kit
Includes: Carry Can Dumper
Hydraulics with Controls on Arm
AutoLift™ Feature, Overheight
Warning Kit, and Throttle Advance
and Limit Kit

CE2



Right-Hand Air Joystick

CE3



Outside Joystick Control
with Throttle Advance

CE4

**Latest Photo
Not Available**


Outside Air Lever Control Kit

CE5




Dual Lever In-Cab Air Controls

CE6



Select-O-Pack

CE7




Lift Cycle Counter

CE8



Remote Lift Controls - Air Toggles
(Mounted Under Seat)

CE9



Additional Joystick Control

CE10



Outside Lift Levers with Cover

CE11




Packer and Crusher Controls
(MultiTask®)

CE12



Joystick Control With Rocker Switch
(Retriever Satellite™)

CE13



Remote Lift Controls (7000)
Fender Mounted

CE14




Remote Rocker Switch Controls

CE15



California Back-up Alarm

CE19



Heil Optimum Payload System™
(HOPS™)

CE20



Container Lifting Mechanisms and Grabbers

Customer-Installed Cart Tipper Kit (Double) with Control Handle (Highlighted)

MG1



Additional Control Handles for Container Handling (Valve Section Not Shown)

MG2



Reeving Cylinder with Control Kit

MG3



Roll Bar with Control Kit

MG4




Arm Mechanism with Control Kit

MG5



Lip and Latch Kit - Short Sill

MG6.1



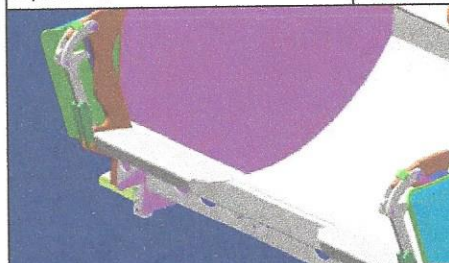
Lip and Latch Kit - Long Sill

MG6.1



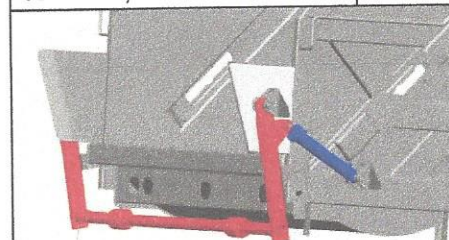
Lip and Latch Kit - With Cutouts

MG6.3




Standard Roll Bar (PowerTrak® Commercial) Latch Pivot

MG7



Roll Bar (PowerTrak® Commercial) - Bolster Pivot

MG8




Drum Winch with Control Kit (Shown on DuraPack® 5000)

MG9



Reeving Cylinder Bracket

MG10



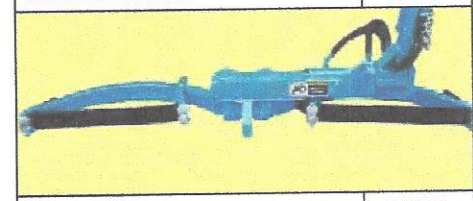
Forklift Style Adjustable Forks

MG11




60/90 Belt Grabber

MG15




TriCuff Grabber

MG16




Changeable Spring Steel Grabber

MG17



Universal Belt Grabber

MG18



Lights


Hopper Work Light (FELs)

L1



Municipal Light Kit with Dual 7" Strobes (1) and Overhead Flood Light (2)

L2




Body Side Backing Assist Light

L3



Strobe Light, Amber

L4



Hopper Work Light (FELs)

L5



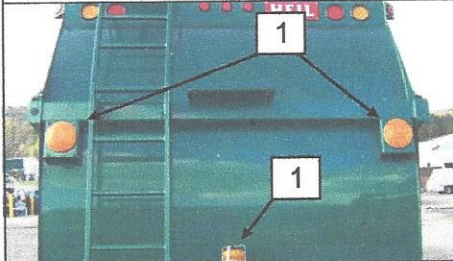
Backing Assist Lights (R2000)

L6




1) Dual 7" Amber Lights on T/G
2) Strobe Light, Amber (Mounted Lower T/G)

L7



California Back-up Alarm

L8



Dual Hopper Work Light (RELs)

L9




Peterson Multi-Function Lights
LED Strobes & Turn Light
Combination

L10



Lift and Hopper Work Light Kit

L11



Dual Flood Lights on Cab

L12



Dual Hopper Work Lights (Retriever Satellite™)

L13




Dual Strobe Lights (Shown on REL)

L14



Dual Oval Amber Strobes Mounted
Mid-tailgate

L15



Bayne Lifters & Carry Cans

Taskmaster™



TL1124



Revolution



BTL208-12



BTL1110



MBTL180



Carry-Can with MBTL169



Garbage, Refuse Trucks

SOLICITATION PACKAGE - PAGE 9

- An additional discount of 2% (total of 6% on body base price and options) is offered with the purchase of two or more units.
- CNG units available, please call for pricing assistance.
- Training on equipment is included in base price, on site mechanical training classes can be scheduled at no cost to customer.

All sales are subject to United Engines Terms and Conditions of Sale, which can be found at <https://unitedengines.com/UEStandardTC.pdf> and which are incorporated by reference into this document as if fully set forth herein.



PT 1000™

High Performance Rear Loader



Standard Equipment Features included in Base Price

- | | |
|--|---|
| <ul style="list-style-type: none"> • 3.0 yd³ hopper • Smooth side body construction • Bolt-on ANSI rear riding steps • Tailgate service props • Remote mount cast iron roller bearing gear pump (less PTO) • Chrome-plated single stage cylinder rods • Quick-change UHMW ejector slides • Wide trak easy-change carrier slides • Underbody mounted oil tank • Level / temperature / sight gauge for hydraulic oil tank • Oil suction shut-off valve • 3-micron return line filter with magnetic trap and in-cab filter bypass monitor • 140-micron suction line strainer • Regenerative valve for fast packer and reload times • Neutral safety switch for automatic transmissions only • Right side buzzer controls | <ul style="list-style-type: none"> • Right side packer controls • Backup alarm • Backup and license plate light • LED Center-mounted brake light • LED Duplicate high and low mount stop, turn, and tail lights • LED Mid-body turn signals • Hinged left side body access door with step and grab • LED FMVSS #108 clearance lights and reflectors • ICC reflective tape • Rear camera bracket and flood lights - reverse activated • Body undercoating • Customer's choice of one color finish paint • Standard 1-year (2,000 hours of operation) warranty • ANSI Z 245.1-1999 compliant • Cavity coat and joint sealer • Chrome ejector cylinder |
|--|---|



**Environmental
Solutions Group**

A DOVER COMPANY

Effective January 1,2015 PT 1000 Sales Order Form

Base Units PT 1000		
<input type="checkbox"/>	13 cubic yard EJECT	\$49,995
<input type="checkbox"/>	16 cubic yard EJECT	\$51,655
<input type="checkbox"/>	18 cubic yard EJECT	\$53,050
<input type="checkbox"/>	20 cubic yard EJECT	\$54,695
<input type="checkbox"/>	25 cubic yard EJECT	\$57,790
Hopper Size		3.0 yd3

CHASSIS MUST CONFORM WITH HEIL'S MOST CURRENT CHASSIS SPECIFICATIONS

* NOTE: Red numbers reference Option Photo Index

Mounting Options		
<input type="checkbox"/>	Full Factory Mount	\$2,160
<input type="checkbox"/>	Semi-Mount - consists of frame cut-off, permanent mounting brackets and light electrical wiring only	\$1,375
<input type="checkbox"/>	Strap Mount - chassis must be suitable for temporary mount when received - Heil will connect lights and provide temporary mounting brackets	\$790
<input type="checkbox"/>	Mount at Destination	\$705
Power Take Off / Pump Options		
<input type="checkbox"/>	Remote Mount Gear Pump	STD
<input type="checkbox"/>	Direct Mount Gear Pump	\$690
<input type="checkbox"/>	Front Mount Vane Pump	\$4,245
<input type="checkbox"/>	Operate at Idle (OAI) Front Mount Tandem Vane Pump	\$5,740
<input type="checkbox"/>	Hot Shift PTO with Overspeed Protection	\$2,835
<input type="checkbox"/>	Cable Shift PTO - manual shift transmission only	\$1,015
<input type="checkbox"/>	Air Shift PTO - manual shift transmission only	\$1,220
<input type="checkbox"/>	890 Hot Shift PTO with Gear Pump	\$3,590

Certain transmission / chassis configurations may not have proper clearance to allow direct mount or live power systems driven off of the transmission

Lighting and Electrical Accessories		
<input type="checkbox"/>	Hopper Work Light Kit - switch on tailgate	L1 \$335
<input type="checkbox"/>	Hopper Work Light Kit - switch in cab	L1 \$335
<input type="checkbox"/>	Dual Hopper Work Light Kit - two lights - switch on tailgate	L9 \$450
<input type="checkbox"/>	Dual Hopper Work Light Kit - two lights - switch in cab	L9 \$450
<input type="checkbox"/>	Dual Work Lights Outside of Hopper	\$450
<input type="checkbox"/>	Body Side Backing Assist Lights - reverse activated	L3 \$485
<input type="checkbox"/>	Peterson Multi-Function (SMART) LED Strobe / Turn Lamps - includes LED light package for entire unit	L10 \$585
<input type="checkbox"/>	Municipal Lights with Dual 7" Amber LEDs	L2 \$1,385
<input type="checkbox"/>	Strobe Light, Amber - upper LH corner of tailgate - in-cab switch	L4 \$645
<input type="checkbox"/>	Dual Strobe Lights, Amber - upper LH & RH on tailgate - in-cab switch	L14 \$930
<input type="checkbox"/>	Strobe Light, Amber - mounted left- center, front of body - in-cab switch	L4 \$645
<input type="checkbox"/>	Dual Front LED Oval Strobe Lights, Amber - in-cab switch	\$740
<input type="checkbox"/>	Dual Rear LED Oval Strobe Lights, Amber - in-cab switch	\$740
<input type="checkbox"/>	Left Hand Buzzer Kit	CE1 \$165

When equipped with dual cart tippers, only upper Peterson lamps will be provided

Effective January 1, 2015 PT 1000 Sales Order Form**Container Handling / Cart Tipper Options**

<input type="checkbox"/>	12,000 Pound Line Pull Drum Winch with Control Kit	MG9	\$5,610
<input type="checkbox"/>	15,000 Pound Line Pull Reeving Cylinder with Control Kit	MG3	\$6,226
<input type="checkbox"/>	Roll Bar with Control Kit	MG4	\$3,810

All of the above mechanisms require the latch kit below

<input type="checkbox"/>	Lip and Latch Kit - to suit application without cart tipper(s)		\$1,230
<input type="checkbox"/>	Lip and Latch Kit - to suit application with cart tipper(s)		\$1,260

<input type="checkbox"/>	Single Control Valve Section with Control Handle	MG2	\$1,275
<input type="checkbox"/>	Double Control Valve Section with Control Handles	MG2	\$1,950
<input type="checkbox"/>	Single Cart Tipper Control Valve, Handle, Plumbing and Hose Kit	MG2	\$1,910
<input type="checkbox"/>	Dual Cart Tipper Control Valve, Handle, Plumbing and Hose Kit	MG2	\$3,100
<input type="checkbox"/>	Bayne Cart Tipper - Specify Model - Includes Controls, Valves, Plumbing, and Installation		See Bayne

<input type="checkbox"/>	Customer Installed Single Cart Tipper Kit - Universal Bracket, Control Valve, Handle, Plumbing and Hose Kit	MG1	\$2,235
<input type="checkbox"/>	Customer Installed Double Cart Tipper Kit - Universal Bracket, Control Valve, Handle, Plumbing and Hose Kit	MG1	\$3,420
	Specify Brand and Model		

CUSTOMER SUPPLIED CART TIPPERS ARE NOT ADMISSIBLE**Body Options**

<input type="checkbox"/>	Hopper Floor Kit (1/4" - 150,000 psi in lieu of 3/16" 150,000 psi)		\$876
<input type="checkbox"/>	Hopper Floor Overlay Kit (3/16" - 150,000 psi)		\$1,320
<input type="checkbox"/>	Heavy Duty Hopper Overlay Package 3/16" Hopper Bottom and Side liners		\$2,235
<input type="checkbox"/>	1/4" Body Floor Kit		\$1,640
<input type="checkbox"/>	Body Front Head Closure Kit	B22	\$310
<input type="checkbox"/>	Hydraulic Pressure Gauge Kit (shipped loose in cab)	B2	\$295
<input type="checkbox"/>	High Pressure Filter Kit	B3	\$866
<input type="checkbox"/>	60 Gallon Washout Tank - side mounted	B10	\$1,945
<input type="checkbox"/>	20 lb Fire Extinguisher with Bracket	B4	\$477
<input type="checkbox"/>	Tool Box (18" x 18" x 36") - frame mounted	B5	\$780
<input type="checkbox"/>	Tool Box (18" x 18" x 24") - frame mounted	B5	\$735
<input type="checkbox"/>	Broom and Shovel Rack - mounted on tailgate	B15	\$205
<input type="checkbox"/>	Mud Flaps - anti-sail / anti-splash - mounted ahead of rear tires	B7	\$215
<input type="checkbox"/>	Mud Flaps - anti-sail / anti-splash - tailgate mounted behind rear tires	B7	\$300
<input type="checkbox"/>	Mud Guards - steel - mounted ahead of rear tires	B8	\$315
<input type="checkbox"/>	5 Gallon Igloo Cooler and Bracket - frame mounted	B12	\$335
<input type="checkbox"/>	Side Door Interlock Kit - shuts down pump when open (requires Hot Shift PTO or Front mount pump)		\$500
<input type="checkbox"/>	Safety Triangle Kit		\$160
<input type="checkbox"/>	Return Line Check Valve Kit	B11	\$485
<input type="checkbox"/>	Spill Kit - In Cab		\$325
<input type="checkbox"/>	Spill Kit - Front of Body		\$325
<input type="checkbox"/>	Extended Tailgate Seal		\$300
<input type="checkbox"/>	Automatic Hydraulic Tailgate Locks		\$3,670
<input type="checkbox"/>	Anti-Back Pack Valve Kit		\$910
<input type="checkbox"/>	California Back Up Alarm		\$645
<input type="checkbox"/>	Hydraulic Oil Tank Quick Disconnect Kit - For use with filter buggy		\$785

Organics Package Options

<input type="checkbox"/>	Extended Tailgate Seal - Same as above		\$300
<input type="checkbox"/>	Side door kit with seal		\$1,050
<input type="checkbox"/>	Front head splash cover kit		\$490
<input type="checkbox"/>	Lip extension kit		\$775
<input type="checkbox"/>	Automatic Hydraulic Tailgate Locks - same as above		\$3,670
<input type="checkbox"/>	Front head oil tank kit (Not allowed with Front of Body CNG)		\$1,450
<input type="checkbox"/>	Hopper side drain kit		\$310

Effective January 1, 2015 PT 1000 Sales Order Form

<input type="checkbox"/>	Tailgate side seal		\$570
<input type="checkbox"/>	Top of body seal		\$255

Camera Systems

All camera systems are mounted with protective camera brackets and twin tailgate flood lights

CAMERA MONITOR LOCATION WILL BE CAB ROOF MOUNTED

Swivel monitor bracket will be provided for dual drive chassis

<input type="checkbox"/>	3rd Eye Single Camera with LCD Color Monitor		\$2,445
<input type="checkbox"/>	3rd Eye Double Camera with LCD Color Monitor		\$3,767
<input type="checkbox"/>	3rd Eye Triple Camera with LCD Color Monitor		\$5,030
	Camera 1 Location - Mounted on Tailgate Facing Rear		
	Camera 2 Location - Choose: <input type="checkbox"/> Left Hand Side Cab - <input type="checkbox"/> Right Hand Side Cab		
	Camera 3 Location - Choose: <input type="checkbox"/> Left Hand Side Cab - <input type="checkbox"/> Right Hand Side Cab		

Load Cell Scale Systems

<input type="checkbox"/>	Heil Optimum Payload System (HOPS) using Air-Weigh Axle Scales	CE20	\$8,400
<input type="checkbox"/>	Air-Weigh Axle Scale System without Interlock	CE20	\$7,836

Auxiliary Axles and Tires

* NOTE: All axles MUST BE installed with tires so chassis can be re-certified to new GAWR and GVWR ratings

<input type="checkbox"/>	Watson & Chalin Rigid Axle: 25,000 pound capacity, hub piloted or 20" spoke wheel hubs, 30/30 brake chambers, automatic slack adjusters, 1,300 cubic inch air tank and regulator kit - for pusher applications		\$10,415
<input type="checkbox"/>	255/70R-22.5 - load range H, 5,510 pound single max load at 120 psi with rim - 2 tires installed		\$2,155
<input type="checkbox"/>	275/70R-22.5 - load range H, 7,000 pound single max load at 120 psi with rim - 2 tires installed		\$2,725
<input type="checkbox"/>	11 R-22.5 - load range H, 6,610 pound single max load at 120 psi with rim - 2 tires installed		\$2,295

* Note: All auxiliary applications must be approved by Heil prior to order acceptance

CNG Installation

<input type="checkbox"/>	CNG Installation Charge - Includes brackets, hardware, and mounting of CNG system		\$5,405
--------------------------	---	--	---------

Extended Warranty

<input type="checkbox"/>	Five (5) Year (Maximum 12500 hrs of Operation) Cylinder Warranty		\$3,300
--------------------------	--	--	---------

Paint Options

NOTE: LIST PAINT CODES ON PAINT DIAGRAM

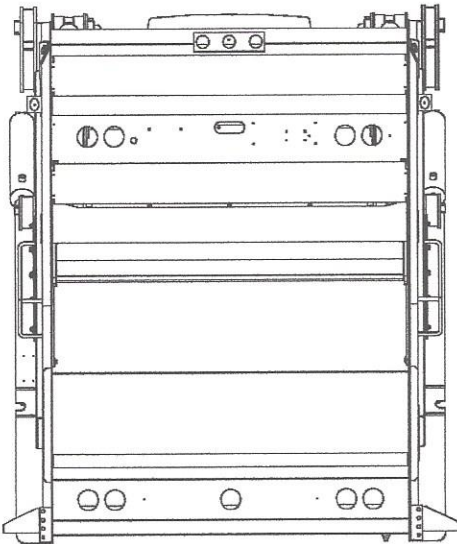

<input type="checkbox"/>	Customized Paint Color - Paint Color Code NOT included in the ColorSmart Brochure		\$375
<input type="checkbox"/>	Two Tone Paint		\$1,430
<input type="checkbox"/>	Paint Striping - first stripe		\$1,200
<input type="checkbox"/>	Paint Striping - each additional stripe		\$670
<input type="checkbox"/>	Metallic Paint		\$1,200
<input type="checkbox"/>	Clearcoat Finish		\$1,670
<input type="checkbox"/>	Anti-Graffiti Clearcoat Finish		\$2,400
<input type="checkbox"/>	Prime Paint Only - deduct		(\$969)

TOTALS

	Total from Options Above (MSRP)		\$0
	Additional Options (SOARs, Chassis Mods, Etc) Total		
	Subtotal		\$0
	Dealer Discount (%)	0%	\$0
	Dealer Net Price		\$0
	Additional Discount (SPR)		
	Freight		
	Total Price per Unit		\$0

PT 1000™

Paint Stripe & Accessories Requirements



PAINT AND OPTIONS LAYOUT DETAIL
USE THIS FORM TO DESCRIBE PAINT SCHEMES
BE SPECIFIC ABOUT DIMENSIONS AND DETAILS

Sales Order #		Submitted by	
Customer			
Paint Color 1			
Paint Color 2			
Paint Color 3			
Chassis Make			
Chassis Model			
Wheelbase			
Body Size		Approved by	



DuraPack® 5000

High Compaction Rear Loader



Standard Equipment Features included in Base Price

- 3.94 yd³ hopper
- Smooth side body construction
- Extra-duty 80,000 psi body
- Bolt-on ANSI rear riding steps
- Tailgate service props
- Remote mount cast iron roller bearing gear pump (less PTO)
- Chrome-plated cylinder rods
- Chrome-plated ejector cylinder sleeves
- Underbody mounted oil tank
- Level/temperature/sight gauge for hydraulic oil tank
- Oil suction shut-off valve
- 3-micron return line filter with magnetic trap and in-cab filter bypass monitor
- 140-micron suction line strainer
- Regenerative valve for fast packer and reload times
- Neutral safety switch for automatic transmissions only

- Right side buzzer controls
- Right side packer controls
- Backup alarm
- Backup and license plate light
- LED Center-mounted brake light
- LED Duplicate high and low mount stop, turn, and tail lights
- LED Mid-body turn signals
- LED FMVSS #108 clearance lights and reflectors
- ICC reflective tape
- Rear camera bracket and flood lights - reverse activated
- Body undercoating
- Customer's choice of one color finish paint
- Standard 1-year (2,000 hours of operation) warranty
- ANSI Z 245.1-1999 compliant
- Cavity coat and joint sealer



**Environmental
Solutions Group**

A DOVER COMPANY

Effective January 1, 2015 DuraPack 5000 Sales Order Form

Base Units DuraPack 5000		
<input type="checkbox"/>	18 cubic yard EJECT	\$58,870
<input type="checkbox"/>	20 cubic yard EJECT	\$60,385
<input type="checkbox"/>	25 cubic yard EJECT	\$63,405
<input type="checkbox"/>	27 cubic yard EJECT	\$64,905
<input type="checkbox"/>	32 cubic yard EJECT	\$67,715
	Hopper Size	3.94 yd3

CHASSIS MUST CONFORM WITH HEIL'S MOST CURRENT CHASSIS SPECIFICATIONS

* NOTE: Red numbers reference Option Photo Index

Mounting Options		
<input type="checkbox"/>	Full Factory Mount for Eject Models	\$2,755
<input type="checkbox"/>	Semi-Mount - consists of frame cut-off, permanent mounting brackets and light electrical wiring only	\$1,375
<input type="checkbox"/>	Strap Mount - chassis must be suitable for temporary mount when received - Heil will connect lights and provide temporary mounting brackets	\$790
<input type="checkbox"/>	Mount at Destination	\$705
Power Take Off / Pump Options		
<input type="checkbox"/>	Remote Mount Gear Pump	STD
<input type="checkbox"/>	Remote Mount Vane Pump - Fast Cycle*	\$515
<input type="checkbox"/>	Direct Mount Gear Pump	\$690
<input type="checkbox"/>	Front Mount Vane Pump	\$4,245
<input type="checkbox"/>	Front Mount Vane Pump - Fast Cycle*	\$4,766
<input type="checkbox"/>	Operate at Idle (OAI) Front Mount Vane Pump	\$6,635
<input type="checkbox"/>	Hot Shift PTO with Overspeed Protection	\$2,835
<input type="checkbox"/>	Cable Shift PTO - manual shift transmission only	\$1,015
<input type="checkbox"/>	Air Shift PTO - manual shift transmission only	\$1,220
<input type="checkbox"/>	890 Hot Shift PTO with Gear Pump	\$3,590

* Fast Cycle Pumps give 17-19 sec Cycle Times

Certain transmission / chassis configurations may not have proper clearance to allow direct mount or live power systems driven off of the transmission

Lighting and Electrical Accessories		
<input type="checkbox"/>	Hopper Work Light Kit - switch on tailgate	L1 \$335
<input type="checkbox"/>	Hopper Work Light Kit - switch in-cab	L1 \$3,335
<input type="checkbox"/>	Dual Hopper Work Light Kit - two lights - switch on tailgate	L9 \$450
<input type="checkbox"/>	Dual Hopper Work Light Kit - two lights - switch in cab	L9 \$450
<input type="checkbox"/>	Dual Work Lights Outside of Hopper	\$450
<input type="checkbox"/>	Body Side Backing Assist Lights - reverse activated	L3 \$485
<input type="checkbox"/>	LED Body Side Backing Assist Lights - reverse activated	\$740
<input type="checkbox"/>	Peterson Multi-Function (SMART) LED Strobe / Turn Lamps - includes LED light package for entire unit	L10 \$585
<input type="checkbox"/>	Municipal Lights with Dual 7" Amber LEDs & Overhead Flood Light	L2 \$1,385
<input type="checkbox"/>	Strobe Light, Amber - upper LH corner of tailgate - in-cab switch	L4 \$645
<input type="checkbox"/>	Dual Strobe Lights, Amber - upper LH & RH on tailgate - in-cab switch	L14 \$930
<input type="checkbox"/>	Strobe Light, Amber - mounted right-center, front of body - in-cab switch	L4 \$645
<input type="checkbox"/>	Dual Front LED Oval Strobe Lights, Amber - in-cab switch	\$740
<input type="checkbox"/>	Dual Rear LED Oval Strobe Lights, Amber - in-cab switch	\$740
<input type="checkbox"/>	Dual Rear LED Oval Strobe Lights, Amber - pump activated	\$740
<input type="checkbox"/>	Strobe Light bracket on upper tailgate	\$190
<input type="checkbox"/>	Left Hand Buzzer Kit	CE1 \$165

When equipped with dual cart tippers, only upper Peterson lamps will be provided

Effective January 1,2015 DuraPack 5000 Sales Order Form

Container Handling / Cart Tipper Options			
<input type="checkbox"/>	12,000 Pound Line Pull Drum Winch with Control Kit	MG9	\$5,610
<input type="checkbox"/>	15,000 Pound Line Pull Reeving Cylinder with Control Kit	MG3	\$6,230
<input type="checkbox"/>	15,000 Pound Line Pull Recessed Reeving Cylinder with Control Kit	MG3	\$7,800
	Recessed Reeving kits are not applicable on units less than 25 yard		
<input type="checkbox"/>	Roll Bar Adjustable with Control Kit		\$3,960
<input type="checkbox"/>	Arm Mechanism with Control Kit	MG5	\$5,610
<input type="checkbox"/>	Bolt-on Reeving Cylinder Bracket Only	MG10	\$515
All of the above mechanisms require the latch kit below, except for Arm Mechanism			
Riding steps cannot be supplied with Arm Mechanism option			
<input type="checkbox"/>	Lip and Latch Kit - with short sill extension - to suit application without cart tipper(s) - Can't be used with Roll Bar	MG6.1	\$1,075
<input type="checkbox"/>	Lip and Latch Kit - with 20°, 7 inch sill extension with cutouts for cart tippers	MG6.3	\$1,575
<input type="checkbox"/>	Lip and Latch Kit - with 20°, 7 inch sill extension - to suit application without cart tipper(s) €	MG6.2	\$1,476
€ Suitable for aftermarket install of cart tippers			
<input type="checkbox"/>	Single Control Valve Section with Control Handle	MG2	\$1,275
<input type="checkbox"/>	Double Control Valve Section with Control Handles	MG2	\$1,950
<input type="checkbox"/>	Triple Control Valve Section with Control Handles	MG2	\$3,100
<input type="checkbox"/>	Single Cart Tipper Control Valve, Handle, Plumbing and Hose Kit	MG2	\$1,910
<input type="checkbox"/>	Dual Cart Tipper Control Valve, Handle, Plumbing and Hose Kit	MG2	\$3,100
<input type="checkbox"/>	Bayne Cart Tipper - Specify Model - Includes Controls, Valves, Plumbing, and Installation		See Bayne
<input type="checkbox"/>	Customer Installed Single Cart Tipper Kit - Universal Bracket, Control Valve, Handle, Plumbing and Hose Kit	MG1	\$2,235
<input type="checkbox"/>	Customer Installed Double Cart Tipper Kit - Universal Bracket, Control Valve, Handle, Plumbing and Hose Kit	MG1	\$3,420
	Specify Brand and Model		
CUSTOMER SUPPLIED CART TIPPERS ARE NOT ADMISSIBLE			
Body Options			
<input type="checkbox"/>	Hopper Floor Kit (1/4" - 150,000 psi in lieu of standard 3/16" 150,000 psi)		\$876
<input type="checkbox"/>	Hopper Floor Overlay Kit (3/16" - 150,000 psi)		\$1,320
<input type="checkbox"/>	DP 5000 H.D. Contractors Package (includes 1/4" hopper floor, 3/16" hopper front face liner and tailgate spill troughs)		\$1,450
<input type="checkbox"/>	4" Hopper Lip Extension - for hand loading only	B23	\$835
<input type="checkbox"/>	Hopper Lip Reinforcement Kit		\$486
<input type="checkbox"/>	Tailgate Side Spill Troughs	B13	\$685
<input type="checkbox"/>	Automatic Hydraulic Tailgate Locks	B46	\$3,635
<input type="checkbox"/>	Extended Tailgate Seal Kit		\$300
<input type="checkbox"/>	Body Side Access Door with Step & Grab	B21	\$1,700
<input type="checkbox"/>	Body Front Head Closure Kit incl. Side Door Step and Grab	B22	\$2,000
<input type="checkbox"/>	Side Door Interlock Kit - shuts down pump when open (requires Hot Shift PTO or Front mount pump)		\$500
<input type="checkbox"/>	Hydraulic Pressure Gauge Kit (shipped loose in cab)	B2	\$295
<input type="checkbox"/>	High Pressure Filter Kit	B3	\$870
<input type="checkbox"/>	Hydraulic Oil Tank Heater - 500 watt		\$1,140
<input type="checkbox"/>	Hydraulic Tank Low Oil Level Warning Kit		\$1,040
<input type="checkbox"/>	In-Body Oil Tank	B14	\$1,180
<input type="checkbox"/>	60 Gallon Wash-Out Tank	B10	\$1,945
<input type="checkbox"/>	20 lb Fire Extinguisher with Bracket	B4	\$477
<input type="checkbox"/>	Dual 20 lb Fire Extinguisher with Bracket		\$955
<input type="checkbox"/>	Tool Box (18" x 18" x 36") - frame mounted	B5	\$780
<input type="checkbox"/>	Tool Box (18" x 18" x 24") - frame mounted	B5	\$735
<input type="checkbox"/>	Broom and Shovel Rack - mounted on tailgate	B15	\$205
<input type="checkbox"/>	Dual Broom and Shovel Rack - mounted on both sides of tailgate	B15	\$405
<input type="checkbox"/>	Mud Flaps - anti-sail / anti-splash - mounted ahead of rear tires	B7	\$215
<input type="checkbox"/>	Mud Flaps - anti-sail / anti-splash - tailgate mounted behind rear tires	B7	\$300
<input type="checkbox"/>	Mud Guards - steel - mounted ahead of rear tires	B8	\$315
<input type="checkbox"/>	5 Gallon Igloo Cooler and Bracket - frame mounted	B12	\$335
<input type="checkbox"/>	Safety Triangle Kit		\$160
<input type="checkbox"/>	Return Line Check Valve Kit	B11	\$485
<input type="checkbox"/>	Upper Panel Cover Kit		\$410
<input type="checkbox"/>	1/4" Body Floor Kit		\$2,310
<input type="checkbox"/>	Roof Tube Cover Kit		\$1,000
<input type="checkbox"/>	Fender Extension Kit		\$695
<input type="checkbox"/>	Roadway Sign Frames		\$1,940
<input type="checkbox"/>	Spill Kit - In Cab		\$325
<input type="checkbox"/>	Spill Kit - Front of Body		\$325
<input type="checkbox"/>	Hydraulic Oil Tank Quick Disconnect Kit - For use with filter buggy		\$785
<input type="checkbox"/>	Anti-Back Pack Valve Kit		\$910

Effective January 1, 2015 DuraPack 5000 Sales Order Form**Camera Systems**

All camera systems are mounted with protective camera brackets and twin tailgate flood lights

CAMERA MONITOR LOCATION WILL BE CAB ROOF MOUNTED

Swivel monitor bracket will be provided for dual drive chassis

<input type="checkbox"/>	3rd Eye Single Camera with LCD Color Monitor		\$2,445
<input type="checkbox"/>	3rd Eye Double Camera with LCD Color Monitor		\$3,767
<input type="checkbox"/>	3rd Eye Triple Camera with LCD Color Monitor		\$5,030
	Camera 1 Location - Mounted on Tailgate Facing Rear		
	Camera 2 Location - Choose: <input type="checkbox"/> Left Hand Side Cab - <input type="checkbox"/> Right Hand Side Cab		
	Camera 3 Location - Choose: <input type="checkbox"/> Left Hand Side Cab - <input type="checkbox"/> Right Hand Side Cab		

Load Cell Scale Systems

<input type="checkbox"/>	Heil Optimum Payload System (HOPS) using Air-Weigh Axle Scales	CE20	\$8,400
<input type="checkbox"/>	Air-Weigh Axle Scale System without Interlock	CE20	\$7,836

Auxiliary Axles and Tires

* NOTE: All axles MUST BE installed with tires so chassis can be re-certified to new GAWR and GVWR ratings

<input type="checkbox"/>	Watson & Chalin Rigid Axle: 25,000 pound capacity, hub piloted or 20" spoke wheel hubs, 30/30 brake chambers, automatic slack adjusters, 1,300 cubic inch air tank and regulator kit - for pusher applications		\$10,415
<input type="checkbox"/>	255/70R-22.5 - load range H, 5,510 pound single max load at 120 psi with rim - 2 tires installed		\$2,155
<input type="checkbox"/>	275/70R-22.5 - load range H, 7,000 pound single max load at 120 psi with rim - 2 tires installed		\$2,725
<input type="checkbox"/>	11 R-22.5 - load range H, 6,610 pound single max load at 120 psi with rim - 2 tires installed		\$2,295

* Note: All auxiliary applications must be approved by Heil prior to order acceptance

CNG Installation

<input type="checkbox"/>	CNG Installation Charge - Includes brackets, hardware, and mounting of CNG system		\$5,405
--------------------------	---	--	---------

Extended Warranty

<input type="checkbox"/>	Five (5) Year (Maximum 12500 hrs of Operation) Cylinder Warranty		\$3,300
--------------------------	--	--	---------

Paint Options

NOTE: LIST PAINT CODES ON PAINT DIAGRAM

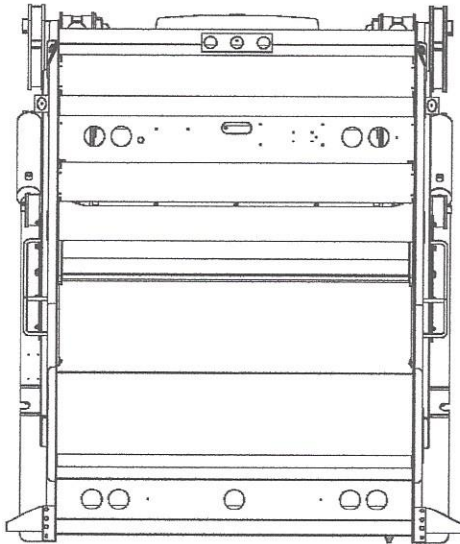
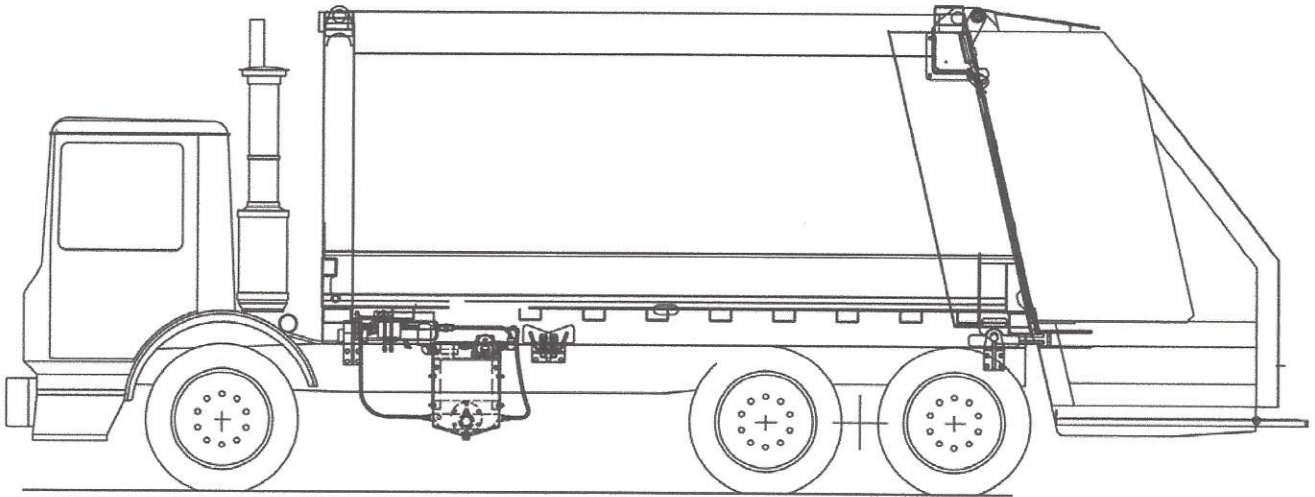
<input type="checkbox"/>	Customized Paint Color - Paint Color Code NOT included in the ColorSmart Brochure		\$375
<input type="checkbox"/>	Two Tone Paint		\$1,430
<input type="checkbox"/>	Paint Striping - first stripe		\$1,200
<input type="checkbox"/>	Paint Striping - each additional stripe		\$670
<input type="checkbox"/>	Metallic Paint		\$1,200
<input type="checkbox"/>	Clearcoat Finish		\$1,670
<input type="checkbox"/>	Anti-Graffiti Clearcoat Finish		\$2,400
<input type="checkbox"/>	Prime Paint Only - deduct		(\$969)

TOTALS

	Total from Options Above (MSRP)		\$0
	Additional Options (SOARs, Chassis Mods, Etc) Total		
	Subtotal		\$0
	Dealer Discount (%)	0%	\$0
	Dealer Net Price		\$0
	Additional Discount (SPR)		
	Freight		
	Total Price per Unit		\$0

DURAPACK® 5000

Paint Stripe & Accessories Requirements



PAINT AND OPTIONS LAYOUT DETAIL
USE THIS FORM TO DESCRIBE PAINT SCHEMES
BE SPECIFIC ABOUT DIMENSIONS AND DETAILS

Sales Order #		Submitted by	
Customer			
Paint Color 1			
Paint Color 2			
Paint Color 3			
Chassis Make			
Chassis Model			
Wheelbase			
Body Size		Approved by	



PowerTrack® Commercial

High Compaction Rear Loader



Standard Equipment Features included in Base Price

- | | |
|---|--|
| • 3.64 yd ³ hopper | • Right side buzzer controls |
| • Smooth side body construction | • Right side packer controls |
| • Extra-duty 80,000 psi body | • Backup alarm |
| • Bolt-on ANSI rear riding steps | • Backup and license plate light |
| • Tailgate service props | • LED Center-mounted brake light |
| • Remote mount cast iron roller bearing gear pump (less PTO) | • LED Duplicate high and low mount stop, turn, and tail lights |
| • Chrome-plated cylinder rods | • LED Mid-body turn signals |
| • Chrome-plated ejector cylinder sleeves | • LED FMVSS #108 clearance lights and reflectors |
| • Underbody mounted oil tank | • ICC reflective tape |
| • Level/temperature/sight gauge for hydraulic oil tank | • Rear camera bracket and flood lights - reverse activated |
| • Oil suction shut-off valve | • Body undercoating |
| • 3-micron return line filter with magnetic trap and in-cab filter bypass monitor | • Customer's choice of one color finish paint |
| • 140-micron suction line strainer | • Standard 1-year (2,000 hours of operation) warranty |
| • Regenerative valve for fast packer and reload times | • ANSI Z 245.1-1999 compliant |
| • Neutral safety switch for automatic transmissions only | • Cavity coat and joint sealer |



**Environmental
Solutions Group**

A **DOVER** COMPANY

Effective January 1, 2015 PowerTrak Commercial Sales Order Form

Base Units PowerTrak Commercial		
<input type="checkbox"/> 25 cubic yard EJECT		\$72,227
<input type="checkbox"/> 27 cubic yard EJECT		\$73,759
<input type="checkbox"/> 32 cubic yard EJECT		\$76,588
Hopper Size		3.64 yd3

CHASSIS MUST CONFORM WITH HEIL'S MOST CURRENT CHASSIS SPECIFICATIONS

* NOTE: Red numbers reference Option Photo Index

Mounting Options		
<input type="checkbox"/> Full Factory Mount for Eject Models		\$2,755
<input type="checkbox"/> Semi-Mount - consists of frame cut-off, permanent mounting brackets and light electrical wiring only		\$1,375
<input type="checkbox"/> Strap Mount - chassis must be suitable for temporary mount when received - Heil will connect lights and provide temporary mounting brackets		\$790
<input type="checkbox"/> Mount at Destination		\$705

Power Take Off / Pump Options		
<input type="checkbox"/> Remote Mount Gear Pump		STD
<input type="checkbox"/> Direct Mount Gear Pump		\$690
<input type="checkbox"/> Front Mount Vane Pump		\$4,245
<input type="checkbox"/> Operate at Idle (OAI) Remote Mount Vane Pump with Transmission Driven, Constant Duty PTO		\$7,855
<input type="checkbox"/> Operate at Idle (OAI) Front Mount Tandem Vane Pump		\$6,635

<input type="checkbox"/> Hot Shift PTO with Overspeed Protection		\$2,835
<input type="checkbox"/> Cable Shift PTO - manual shift transmission only		\$1,015
<input type="checkbox"/> Air Shift PTO - manual shift transmission only		\$1,220
<input type="checkbox"/> 890 Hot Shift PTO with Gear Pump		\$3,590

Certain transmission / chassis configurations may not have proper clearance to allow direct mount or live power systems driven off of the transmission

Lighting and Electrical Accessories		
<input type="checkbox"/> Hopper Work Light Kit - switch on tailgate	L1	\$335
<input type="checkbox"/> Hopper Work Light Kit - switch in cab	L1	\$335
<input type="checkbox"/> Dual Hopper Work Light Kit - two lights - switch on tailgate	L9	\$450
<input type="checkbox"/> Dual Hopper Work Light Kit - two lights - switch in cab	L9	\$450
<input type="checkbox"/> Dual Work Lights Outside of Hopper		\$450
<input type="checkbox"/> Body Side Backing Assist Lights - reverse activated	L3	\$485
<input type="checkbox"/> LED Body Side Backing Assist Lights - reverse activated		\$740
<input type="checkbox"/> Peterson Multi-Function (SMART) LED Strobe / Turn Lamps - includes LED light package for entire unit	L10	\$585
<input type="checkbox"/> Municipal Lights with Dual 7" Amber LEDs & Overhead Flood Light	L2	\$1,385
<input type="checkbox"/> Strobe Light, Amber - upper LH corner of tailgate - in-cab switch	L4	\$650
<input type="checkbox"/> Dual Strobe Lights, Amber - upper LH & RH on tailgate - in-cab switch	L14	\$930
<input type="checkbox"/> Strobe Light, Amber - mounted right-center, front of body - in-cab switch	L4	\$650
<input type="checkbox"/> Dual Front LED Oval Strobe Lights, Amber - in-cab switch		\$740
<input type="checkbox"/> Dual Rear LED Oval Strobe Lights, Amber - in-cab switch		\$740
<input type="checkbox"/> Dual Rear LED Oval Strobe Lights, Amber - pump activated		\$740
<input type="checkbox"/> Strobe Light bracket on upper tailgate		\$190
<input type="checkbox"/> Left Hand Buzzer Kit	CE1	\$165

When equipped with dual cart tipper, only upper Peterson lamps will be provided

Container Handling / Cart Tipper Options		
<input type="checkbox"/> 12,000 Pound Line Pull Drum Winch with Control Kit	MG9	\$5,610
<input type="checkbox"/> 15,000 Pound Line Pull Reeving Cylinder with Control Kit	MG3	\$6,230
<input type="checkbox"/> 15,000 Pound Line Pull Recessed Reeving Cylinder with Control Kit	MG3	\$7,800
Recessed Reeving kits are not applicable on units less than 25 yard		
<input type="checkbox"/> Roll Bar Adjustable with Control Kit	MG7	\$3,960

<input type="checkbox"/> Lip and Latch Kit - to suit application without cart tipper(s)		\$1,476
<input type="checkbox"/> Lip and Latch Kit - to suit application with cart tipper(s)		\$1,575

<input type="checkbox"/> Single Control Valve Section with Control Handle	MG2	\$1,270
<input type="checkbox"/> Double Control Valve Section with Control Handles	MG2	\$1,950
<input type="checkbox"/> Single Cart Tipper Control Valve, Handle, Plumbing and Hose Kit	MG2	\$1,910
<input type="checkbox"/> Dual Cart Tipper Control Valve, Handle, Plumbing and Hose Kit	MG2	\$3,100
<input type="checkbox"/> Bayne Cart Tipper - Specify Model - Includes Controls, Valves, Plumbing, and Installation		See Bayne

Effective January 1,2015 PowerTrak Commercial Sales Order Form

<input type="checkbox"/>	Customer Installed Single Cart Tipper Kit - Universal Bracket, Control Valve, Handle, Plumbing and Hose Kit	MG1	\$2,235
<input type="checkbox"/>	Customer Installed Double Cart Tipper Kit - Universal Bracket, Control Valve, Handle, Plumbing and Hose Kit	MG1	\$3,420
	Specify Brand and Model		

CUSTOMER SUPPLIED CART TIPPERS ARE NOT ADMISSIBLE

Body Options			
<input type="checkbox"/>	Hopper Floor Overlay Kit (3/16" - 150,000 psi)		\$1,320
<input type="checkbox"/>	PowerTrak Comm. H.D. Contractors Package (incl. 3/16" hopper floor overlay liner and 10 ga. hopper wall overlay liners @ 400 BHN - 145,000 psi)		\$2,100
<input type="checkbox"/>	Body Side Access Door with Step & Grab	B21	\$1,700
<input type="checkbox"/>	Body Front Head Closure Kit incl. Side Door Step and Grab	B22	\$2,000
<input type="checkbox"/>	Side Door Interlock Kit - shuts down pump when open (requires Hot Shift PTO or Front mount pump)		\$500
<input type="checkbox"/>	Shur-Lock™ Hydraulic Tailgate Locks		\$3,930
<input type="checkbox"/>	Hydraulic Pressure Gauge Kit (shipped loose in cab)	B3	\$295
<input type="checkbox"/>	High Pressure Filter Kit		\$866
<input type="checkbox"/>	Hydraulic Oil Tank Heater - 500 watt		\$1,140
<input type="checkbox"/>	Hydraulic Tank Low Oil Level Warning Kit		\$1,040
<input type="checkbox"/>	In-Body Oil Tank	B14	\$1,180
<input type="checkbox"/>	60 Gallon Washout Tank	B10	\$1,945
<input type="checkbox"/>	20 lb Fire Extinguisher with Bracket	B4	\$477
<input type="checkbox"/>	Dual 20 lb Fire Extinguisher with Bracket		\$955
<input type="checkbox"/>	Tool Box (18" x 18" x 36") - frame mounted	B5	\$780
<input type="checkbox"/>	Tool Box (18" x 18" x 24") - frame mounted	B5	\$735
<input type="checkbox"/>	Broom and Shovel Rack - mounted on tailgate	B16	\$205
<input type="checkbox"/>	Mud Flaps - anti-sail / anti-splash - mounted ahead of rear tires	B7	\$215
<input type="checkbox"/>	Mud Flaps - anti-sail / anti-splash - tailgate mounted behind rear tires	B7	\$300
<input type="checkbox"/>	Mud Guards - steel - mounted ahead of rear tires	B8	\$315
<input type="checkbox"/>	5 Gallon Igloo Cooler and Bracket - frame mounted	B12	\$335
<input type="checkbox"/>	Safety Triangle Kit		\$160
<input type="checkbox"/>	Return Line Check Valve Kit	B11	\$485
<input type="checkbox"/>	1/4" Body Floor Kit		\$2,310
<input type="checkbox"/>	Roof Tube Cover Kit		\$1,000
<input type="checkbox"/>	Fender Extension Kit		\$695
<input type="checkbox"/>	Roadway Sign Frames		\$1,940
<input type="checkbox"/>	Spill Kit - In Cab		\$325
<input type="checkbox"/>	Spill Kit - Front of Body		\$325
<input type="checkbox"/>	Hydraulic Oil Tank Quick Disconnect Kit - For use with filter buggy		\$785
<input type="checkbox"/>	Anti-Back Pack Valve Kit		\$910

Camera Systems

All camera systems are mounted with protective camera brackets and twin tailgate flood lights

CAMERA MONITOR LOCATION WILL BE CAB ROOF MOUNTED

Swivel monitor bracket will be provided for dual drive chassis

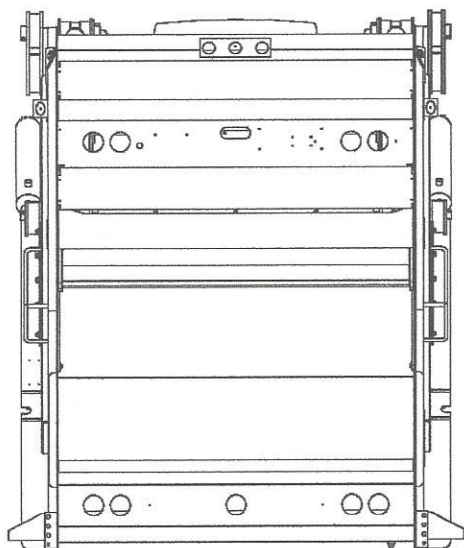

<input type="checkbox"/>	3rd Eye Single Camera with LCD Color Monitor		\$2,440
<input type="checkbox"/>	3rd Eye Double Camera with LCD Color Monitor		\$3,767
<input type="checkbox"/>	3rd Eye Triple Camera with LCD Color Monitor		\$5,030
	Camera 1 Location - Mounted on Tailgate Facing Rear		
	Camera 2 Location - Choose: <input type="checkbox"/> Left Hand Side Cab - <input type="checkbox"/> Right Hand Side Cab		
	Camera 3 Location - Choose: <input type="checkbox"/> Left Hand Side Cab - <input type="checkbox"/> Right Hand Side Cab		
	All camera monitors on dual drive chassis will receive a monitor swivel bracket as standard		

Effective January 1,2015 PowerTrak Commercial Sales Order Form

Load Cell Scale Systems		
<input type="checkbox"/>	Heil Optimum Payload System (HOPS) using Air-Weigh Axle Scales	CE20 \$8,400
<input type="checkbox"/>	Air-Weigh Axle Scale System without Interlock	CE20 \$7,836
Auxiliary Axles and Tires		
* NOTE: All axles MUST BE installed with tires so chassis can be re-certified to new GAWR and GVWR ratings		
<input type="checkbox"/>	Watson & Chalin Rigid Axle: 25,000 pound capacity, hub piloted or 20" spoke wheel hubs, 30/30 brake chambers, automatic slack adjusters, 1,300 cubic inch air tank and regulator kit - for pusher applications	\$10,415
<input type="checkbox"/>	255/70R-22.5 - load range H, 5,510 pound single max load at 120 psi with rim - 2 tires installed	\$2,155
<input type="checkbox"/>	275/70R-22.5 - load range H, 7,000 pound single max load at 120 psi with rim - 2 tires installed	\$2,725
<input type="checkbox"/>	11 R-22.5 - load range H, 6,610 pound single max load at 120 psi with rim - 2 tires installed	\$2,295
* Note: All auxiliary applications must be approved by Heil prior to order acceptance		
CNG Installation		
<input type="checkbox"/>	CNG Installation Charge - Includes brackets, hardware, and mounting of CNG system	\$5,405
Extended Warranty		
<input type="checkbox"/>	Five (5) Year (Maximum 12500 hrs of Operation) Cylinder Warranty	\$4,375
Paint Options		
NOTE: LIST PAINT CODES ON PAINT DIAGRAM		
<input type="checkbox"/>	Customized Paint Color - Paint Color Code NOT included in the ColorSmart Brochure	\$375
<input type="checkbox"/>	Two Tone Paint	\$1,430
<input type="checkbox"/>	Paint Striping - first stripe	\$1,200
<input type="checkbox"/>	Paint Striping - each additional stripe	\$670
<input type="checkbox"/>	Metallic Paint	\$1,200
<input type="checkbox"/>	Clearcoat Finish	\$1,670
<input type="checkbox"/>	Anti-Graffiti Clearcoat Finish	\$2,400
<input type="checkbox"/>	Prime Paint Only - deduct	(\$969)
TOTALS		
	Total from Options Above (MSRP)	\$0
	Additional Options (SOARs, Chassis Mods, Etc) Total	
	Subtotal	\$0
	Dealer Discount (%)	0% \$0
	Dealer Net Price	\$0
	Additional Discount (SPR)	
	Freight	
	Total Price per Unit	\$0

POWERTRAK® COMMERCIAL

Paint Stripe & Accessories Requirements



PAINT AND OPTIONS LAYOUT DETAIL
USE THIS FORM TO DESCRIBE PAINT SCHEMES
BE SPECIFIC ABOUT DIMENSIONS AND DETAILS

Sales Order #		Submitted by	
Customer			
Paint Color 1			
Paint Color 2			
Paint Color 3			
Chassis Make			
Chassis Model			
Wheelbase			
Body Size			



PowerTrak® Commercial Plus

High-Compaction Tag Axle Rear Loader



Standard Equipment Features included in Base Price

- 3.64 yd³ hopper
- Non-steer 14,000 pound capacity Tag Axle - tires not included
- Smooth side body construction
- Extra-duty 80,000 psi body
- Bolt-on ANSI rear riding steps
- Tailgate service props
- Remote mount cast iron roller bearing gear pump (less PTO)
- Chrome-plated cylinder rods
- Chrome-plated ejector cylinder sleeves
- Underbody mounted oil tank
- Level/temperature/sight gauge for hydraulic oil tank
- Oil suction shut-off valve
- 3-micron return line filter with magnetic trap and in-cab filter bypass monitor
- 140-micron suction line strainer
- Regenerative valve for fast packer and reload times
- Neutral safety switch for automatic transmissions only

- Right side buzzer controls
- Right side packer controls
- Backup alarm
- Backup and license plate light
- LED Center-mounted brake light
- LED Duplicate high and low mount stop, turn, and tail lights
- LED Mid-body turn signals
- LED FMVSS #108 clearance lights and reflectors
- ICC reflective tape
- Rear camera bracket and flood lights - reverse activated
- Body undercoating
- Customer's choice of one color finish paint
- Standard 1-year (2,000 hours of operation) warranty
- ANSI Z 245.1-1999 compliant
- Cavity coat and joint sealer



**Environmental
Solutions Group**

A DOVER COMPANY

Effective January 1, 2015 PowerTrak Commercial Plus Sales Order Form

Base Units PowerTrak Commercial Plus		
<input type="checkbox"/> 25 cubic yard - Includes Silent Drive Tag Axle* EJECT		\$87,740
<input type="checkbox"/> 27 cubic yard - Includes Silent Drive Tag Axle* EJECT		\$89,267
<input type="checkbox"/> 32 cubic yard - Includes Silent Drive Tag Axle* EJECT		\$90,800
Hopper Size		3.64 yd3
*Tag Axle does not include Tires		

CHASSIS MUST CONFORM WITH HEIL'S MOST CURRENT CHASSIS SPECIFICATIONS

* NOTE: Red numbers reference Option Photo Index

Mounting Options		
<input type="checkbox"/> Full Factory Mount for Eject Models		\$2,755
<input type="checkbox"/> Semi-Mount - consists of frame cut-off, permanent mounting brackets and light electrical wiring only		\$1,375
<input type="checkbox"/> Strap Mount - chassis must be suitable for temporary mount when received - Heil will connect lights and provide temporary mounting brackets		\$790
<input type="checkbox"/> Mount at Destination		\$705
Power Take Off / Pump Options		
<input type="checkbox"/> Remote Mount Gear Pump		STD
<input type="checkbox"/> Direct Mount Gear Pump		\$690
<input type="checkbox"/> Front Mount Vane Pump		\$4,245
<input type="checkbox"/> Operate at Idle (OAI) Front Mount Tandem Vane Pump		\$6,635
<input type="checkbox"/> Hot Shift PTO with Overspeed Protection		\$2,835
<input type="checkbox"/> Cable Shift PTO - manual shift transmission only		\$1,015
<input type="checkbox"/> Air Shift PTO - manual shift transmission only		\$1,220
<input type="checkbox"/> 890 Hot Shift PTO with Gear Pump		\$3,590

Certain transmission / chassis configurations may not have proper clearance to allow direct mount or live power systems driven off of the transmission

Lighting and Electrical Accessories		
<input type="checkbox"/> Hopper Work Light Kit - switch on tailgate	L1	\$335
<input type="checkbox"/> Hopper Work Light Kit - switch in cab	L1	\$335
<input type="checkbox"/> Dual Hopper Work Light Kit - two lights - switch on tailgate	L9	\$450
<input type="checkbox"/> Dual Hopper Work Light Kit - two lights - switch in cab	L9	\$450
<input type="checkbox"/> Dual Work Lights Outside of Hopper		\$450
<input type="checkbox"/> Body Side Backing Assist Lights - reverse activated	L3	\$485
<input type="checkbox"/> LED Body Side Backing Assist Lights - reverse activated		\$740
<input type="checkbox"/> Peterson Multi-Function (SMART) LED Strobe / Turn Lamps - includes LED light package for entire unit	L10	\$585
<input type="checkbox"/> Municipal Lights with Dual 7" Amber LEDs & Overhead Flood Light	L2	\$1,385
<input type="checkbox"/> Strobe Light, Amber - upper LH corner of tailgate - in-cab switch	L4	\$650
<input type="checkbox"/> Dual Strobe Lights, Amber - upper LH & RH on tailgate - in-cab switch	L14	\$930
<input type="checkbox"/> Strobe Light, Amber - mounted right-center, front of body - in-cab switch	L4	\$650
<input type="checkbox"/> Dual Front LED Oval Strobe Lights, Amber - in-cab switch		\$740
<input type="checkbox"/> Dual Rear LED Oval Strobe Lights, Amber - in-cab switch		\$740
<input type="checkbox"/> Dual Rear LED Oval Strobe Lights, Amber - pump activated		\$740
<input type="checkbox"/> Strobe Light bracket on upper tailgate		\$190
<input type="checkbox"/> Left Hand Buzzer Kit	CE1	\$165

When equipped with dual cart tippers, only upper Peterson lamps will be provided

Container Handling / Cart Tipper Options		
<input type="checkbox"/> 12,000 Pound Line Pull Drum Winch with Control Kit	MG9	\$5,610
<input type="checkbox"/> 15,000 Pound Line Pull Reaving Cylinder with Control Kit	MG3	\$6,230
<input type="checkbox"/> 15,000 Pound Line Pull Recessed Reaving Cylinder with Control Kit	MG3	\$7,800
Recessed Reaving kits are not applicable on units less than 25 yard		
<input type="checkbox"/> Standard Roll Bar with Control Kit - Latch Pivot	MG7	\$3,810
<input type="checkbox"/> Roll Bar with Control Kit - Mid-Latch Pivot		\$3,810
<input type="checkbox"/> Roll Bar with Control Kit - Bolster Pivot	MG8	\$3,810
All of the above mechanisms require the latch kit below, except for Arm Mechanism		
<input type="checkbox"/> Lip and Latch Kit - to suit application without cart tipper(s)		\$1,140
<input type="checkbox"/> Lip and Latch Kit - to suit application with cart tipper(s)		\$1,575
<input type="checkbox"/> Single Control Valve Section with Control Handle	MG2	\$1,270
<input type="checkbox"/> Double Control Valve Section with Control Handles	MG2	\$1,950

Effective January 1, 2015 PowerTrak Commercial Plus Sales Order Form

<input type="checkbox"/>	Single Cart Tipper Control Valve, Handle, Plumbing and Hose Kit	MG2	\$1,910
<input type="checkbox"/>	Dual Cart Tipper Control Valve, Handle, Plumbing and Hose Kit	MG2	\$3,100
<input type="checkbox"/>	Bayne Cart Tipper - Specify Model - Includes Controls, Valves, Plumbing, and Installation		See Bayne
<input type="checkbox"/>	Customer Installed Single Cart Tipper Kit - Universal Bracket, Control Valve, Handle, Plumbing and Hose Kit	MG1	\$2,235
<input type="checkbox"/>	Customer Installed Double Cart Tipper Kit - Universal Bracket, Control Valve, Handle, Plumbing and Hose Kit	MG1	\$3,420
	Specify Brand and Model		

CUSTOMER SUPPLIED CART TIPPERS ARE NOT ADMISSIBLE

Body Options

<input type="checkbox"/>	PowerTrak Comm. H.D. Contractors Package (incl. 3/16" hopper floor overlay liner and 10 ga. hopper wall overlay liners @ 400 BHN - 180,000 psi)		\$2,100
<input type="checkbox"/>	Body Side Access Door with Step & Grab	B21	\$1,700
<input type="checkbox"/>	Body Front Head Closure Kit incl. Side Door Step and Grab	B22	\$2,000
<input type="checkbox"/>	Side Door Interlock Kit - shuts down pump when open (requires Hot Shift PTO or Front mount pump)		\$500
<input type="checkbox"/>	Hydraulic Pressure Gauge Kit (shipped loose in cab)	B2	\$295
<input type="checkbox"/>	High Pressure Filter Kit	B3	\$866
<input type="checkbox"/>	Hydraulic Oil Tank Heater - 500 watt		\$1,140
<input type="checkbox"/>	Hydraulic Tank Low Oil Level Warning Kit		\$1,040
<input type="checkbox"/>	In-Body Oil Tank	B14	\$1,180
<input type="checkbox"/>	60 Gallon Washout Tank	B10	\$1,945
<input type="checkbox"/>	20 lb Fire Extinguisher with Bracket	B4	\$477
<input type="checkbox"/>	Dual 20 lb Fire Extinguisher with Bracket		\$955
<input type="checkbox"/>	Tool Box (18" x 18" x 36") - frame mounted	B5	\$780
<input type="checkbox"/>	Tool Box (18" x 18" x 24") - frame mounted	B5	\$735
<input type="checkbox"/>	Broom and Shovel Rack - mounted on tailgate	B16	\$205
<input type="checkbox"/>	Mud Flaps - anti-sail / anti-splash - mounted ahead of rear tires	B7	\$215
<input type="checkbox"/>	Mud Flaps - anti-sail / anti-splash - tailgate mounted behind rear tires	B7	\$300
<input type="checkbox"/>	Mud Guards - steel - mounted ahead of rear tires	B8	\$315
<input type="checkbox"/>	5 Gallon Igloo Cooler and Bracket - frame mounted	B12	\$335
<input type="checkbox"/>	Safety Triangle Kit		\$160
<input type="checkbox"/>	Return Line Check Valve Kit	B11	\$485
<input type="checkbox"/>	1/4" Body Floor Kit		\$2,310
<input type="checkbox"/>	Roof Tube Cover Kit		\$1,000
<input type="checkbox"/>	Fender Extension Kit		\$695
<input type="checkbox"/>	Roadway Sign Frames		\$1,940
<input type="checkbox"/>	Spill Kit - In Cab		\$325
<input type="checkbox"/>	Spill Kit - Front of Body		\$325
<input type="checkbox"/>	Hydraulic Oil Tank Quick Disconnect Kit - For use with filter buggy		\$785
<input type="checkbox"/>	Anti-Back Pack Valve Kit		\$910

Camera Systems

All camera systems are mounted with protective camera brackets and twin tailgate flood lights

CAMERA MONITOR LOCATION WILL BE CAB ROOF MOUNTED

Swivel monitor bracket will be provided for dual drive chassis

<input type="checkbox"/>	3rd Eye Single Camera with LCD Color Monitor		\$2,440
<input type="checkbox"/>	3rd Eye Double Camera with LCD Color Monitor		\$3,767
<input type="checkbox"/>	3rd Eye Triple Camera with LCD Color Monitor		\$5,030
	Camera 1 Location - Mounted on Tailgate Facing Rear		
	Camera 2 Location - Choose: <input type="checkbox"/> Left Hand Side Cab - <input type="checkbox"/> Right Hand Side Cab		
	Camera 3 Location - Choose: <input type="checkbox"/> Left Hand Side Cab - <input type="checkbox"/> Right Hand Side Cab		

Load Cell Scale Systems

<input type="checkbox"/>	Heil Optimum Payload System (HOPS) using Air-Weigh Axle Scales	CE20	\$8,400
<input type="checkbox"/>	Air-Weigh Axle Scale System without Interlock	CE20	\$7,836

Effective January 1,2015 PowerTrak Commercial Plus Sales Order Form**Auxiliary Axles and Tires**

* NOTE: All axles MUST BE installed with tires so chassis can be re-certified to new GAWR and GVWR ratings

<input type="checkbox"/>	Watson & Chalin Rigid Axle: 25,000 pound capacity, hub piloted or 20" spoke wheel hubs, 30/30 brake chambers, automatic slack adjusters, 1,300 cubic inch air tank and regulator kit - for pusher applications		\$10,415
--------------------------	--	--	----------

<input type="checkbox"/>	255/70R-22.5 - load range H, 5,510 pound single max load at 120 psi with rim - 2 tires installed		\$2,155
<input type="checkbox"/>	275/70R-22.5 - load range H, 7,000 pound single max load at 120 psi with rim - 2 tires installed		\$2,725
<input type="checkbox"/>	255/70R-22.5 - load range H, 5,510 pound single max load at 120 psi with rim - 4 tires installed, Pusher and Tag		\$4,300
<input type="checkbox"/>	275/70R-22.5 - load range H, 7,000 pound single max load at 120 psi with rim - 4 tires installed, Pusher and Tag		\$5,440

* Note: All auxiliary applications must be approved by Heil prior to order acceptance

CNG Installation

<input type="checkbox"/>	CNG Installation Charge - Includes brackets, hardware, and mounting of CNG system		\$5,405
--------------------------	---	--	---------

Extended Warranty

<input type="checkbox"/>	Five (5) Year (Maximum 12500 hrs of Operation) Cylinder Warranty		\$4,375
--------------------------	--	--	---------

Paint Options

NOTE: LIST PAINT CODES ON PAINT DIAGRAM

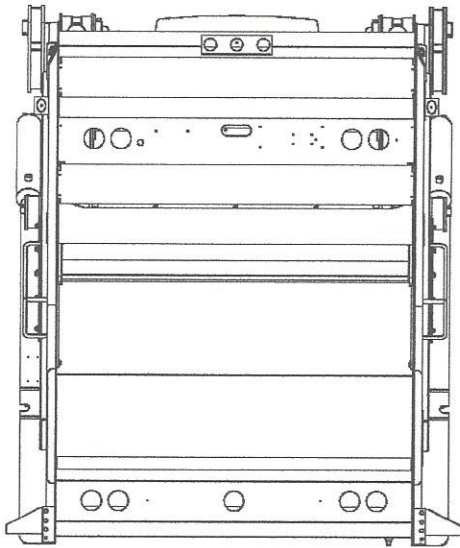

<input type="checkbox"/>	Customized Paint Color - Paint Color Code NOT included in the ColorSmart Brochure		\$375
<input type="checkbox"/>	Two Tone Paint		\$1,430
<input type="checkbox"/>	Paint Striping - first stripe		\$1,200
<input type="checkbox"/>	Paint Striping - each additional stripe		\$670
<input type="checkbox"/>	Metallic Paint		\$1,200
<input type="checkbox"/>	Clearcoat Finish		\$1,670
<input type="checkbox"/>	Anti-Graffiti Clearcoat Finish		\$2,400
<input type="checkbox"/>	Prime Paint Only - deduct		(\$969)

TOTALS

	Total from Options Above (MSRP)		\$0
	Additional Options (SOARs, Chassis Mods, Etc) Total		
	Subtotal		\$0
	Dealer Discount (%)	0%	\$0
	Dealer Net Price		\$0
	Additional Discount (SPR)		
	Freight		
	Total Price per Unit		\$0

POWERTRAK® COMMERCIAL PLUS

Paint Stripe & Accessories Requirements



PAINT AND OPTIONS LAYOUT DETAIL
USE THIS FORM TO DESCRIBE PAINT SCHEMES
BE SPECIFIC ABOUT DIMENSIONS AND DETAILS

Blank area for paint and options layout detail.

Sales Order #		Submitted by	
Customer			
Paint Color 1			
Paint Color 2			
Paint Color 3			
Chassis Make			
Chassis Model			
Wheelbase			
Body Size			

READY TRUCK AND CHASSIS MODIFICATIONS

Chassis Modification Options - All Makes		
<input type="checkbox"/>	Wheelbase Shortening	\$2,040
<input type="checkbox"/>	Wheelbase Lengthening	\$3,570
<input type="checkbox"/>	Customer's Choice of One Color Finish Paint for Cab	\$3,570
<input type="checkbox"/>	Heated Mirrors - installed	\$960
<input type="checkbox"/>	Telma Frictionless Braking System - installed	\$17,015
<input type="checkbox"/>	Roof Mounted Air Conditioning System - Red Dot Model 6100 - installed	\$6,640
<input type="checkbox"/>	Bumper Extension Modification	\$2,785
Chassis Component Relocation Charges		
<input type="checkbox"/>	Relocation of Air Dryer to Heil Specifications	\$450
<input type="checkbox"/>	Relocation of Air Tanks to Heil Specifications	\$620
<input type="checkbox"/>	Relocation of Battery Box to Heil Specifications	\$410
<input type="checkbox"/>	Two Battery Box Replacement	\$845
<input type="checkbox"/>	Three Battery Box Replacement	\$900
<input type="checkbox"/>	Relocation of Fuel Tank to Heil Specifications	\$565
<input type="checkbox"/>	Relocation of Oil Cooler to Heil Specifications	\$350
<input type="checkbox"/>	Relocation of Muffler to Heil Specifications - muffler will only be moved under the guidelines obtained from the chassis vendor by	\$855
Chassis Re-Programming Charge		
<input type="checkbox"/>	Re-Programming of Transmission - as necessary to adhere to program guidelines as presented in Product Bulletin 313	\$320
Chassis Handling Charges		
<input type="checkbox"/>	Chassis Tow Away Prep - condition whereby a chassis is checked in, fueled, stored, and then towed from the premises for any	\$270
<input type="checkbox"/>	Chassis Drive Away Prep - condition whereby a chassis is checked in, fueled, stored, installed with drive away lights and mud	\$450
<input type="checkbox"/>	Alternative Fuel (CNG/LNG) Handling Fee - Tank and Gas for internal transport	\$775
TOTALS		
	Total from Options Above (MSRP)	\$0
	Additional Options (SOARs, Chassis Mods, Etc) Total	
	Subtotal	\$0
	Dealer Discount (%)	0%
	Dealer Net Price	\$0
	Additional Discount (SPR)	
	Freight	
	Total Price per Unit	\$0

BAYNE CART TIPPERS AND CARRY CANS


Bayne Cart Tipppers						
MODEL	DESCRIPTION	NOTES	ONE PER TRUCK		TWO PER TRUCK	
BTL1110 *	Rotary Actuated	Use for rear loading	<input type="checkbox"/>	\$6,135	<input type="checkbox"/>	\$12,270
BTL208-12	Rotary Actuated	Use for rear loading	<input type="checkbox"/>	\$6,250	<input type="checkbox"/>	\$12,495
MBTL180	Rotary Actuated	Use for rear loading - no packer blade interference with proper	<input type="checkbox"/>	\$5,545	<input type="checkbox"/>	\$11,085
TL1116	Rotary Actuated	Use for rear loading	<input type="checkbox"/>	\$6,210	<input type="checkbox"/>	\$12,420
Revolution	Rotary Actuated	Use for rear loading	<input type="checkbox"/>	\$5,960	<input type="checkbox"/>	\$11,925
TL1120	Rotary Actuated	Use for side or rear loading	<input type="checkbox"/>	\$6,210	<input type="checkbox"/>	\$12,415
TL1124	Rotary Actuated	Use for side loading	<input type="checkbox"/>	\$6,210	<input type="checkbox"/>	\$12,415
TL2228	Rotary Actuated	Use for side loading	<input type="checkbox"/>	\$7,826	<input type="checkbox"/>	\$15,655
Taskmaster	Direct Cylinder Actuated	Use for rear loading - modifications may be required for operation with commercial container mechanisms	<input type="checkbox"/>	\$4,080	<input type="checkbox"/>	\$8,160
GRL1110	Rotary Actuated	Grabber model for rear loading - can be used with roll bar	<input type="checkbox"/>	\$7,735	<input type="checkbox"/>	N/A
GTL1110 **	Rotary Actuated	Grabber model for side or rear loading	<input type="checkbox"/>	\$10,585	<input type="checkbox"/>	N/A
All Tipppers above include Universal Bracket, Control Valve, Handle, Plumbing and Hose Kit						
* The BTL1110 model may be used with a roll bar						
** The Taskmaster Hi-Lift and GTL series may not be used with commercial container mechanisms						
Note: For non-traditional dumping heights, vertical lifts are available on most models						
Bayne Cart Tipppers						
MODEL	DESCRIPTION	NOTES	Price			
1910-0001	3 yard Carry Can with right side mounted cart tipper (single pin)	Includes single BTL1114 (Bayne Can Only) Does not include body hydraulics and must be selected from the price guide	<input type="checkbox"/>	\$8,560		
1910-0009	3 yard Carry Can with right side mounted cart tipper (single pin)	Includes single BTL208-12 on side (Bayne Can Only) Does not include body hydraulics and must be selected from the price guide	<input type="checkbox"/>	\$8,045		
Safety Yellow Paint			###	STD		
Special Color Paint			<input type="checkbox"/>	\$350		
TOTALS						
Total from Options Above (MSRP)				\$0		
Additional Options (SOARs, Chassis Mods, Etc) Total						
Subtotal				\$0		
Dealer Discount (%)			0%	\$0		
Dealer Net Price				\$0		
Additional Discount (SPR)						
Freight						
Total Price per Unit				\$0		

Options Photo Index

Body Options

Regenerative Valve

B1



Hydraulic Pressure Gauge Kit

B2



High-Pressure Filter Kit

B3



20 lb. Fire Extinguisher with Bracket

B4



Tool Box - Frame Mounted

B5



Tool Box - Bumper Mounted

B6



Mud Flaps

B7



Mud Guards

B8



Service Hoist Kit

B9



Washout Tank

B10



Return Line Check Valve

B11



5-Gallon Igloo Cooler Bracket
(Cooler not Shown)

B12



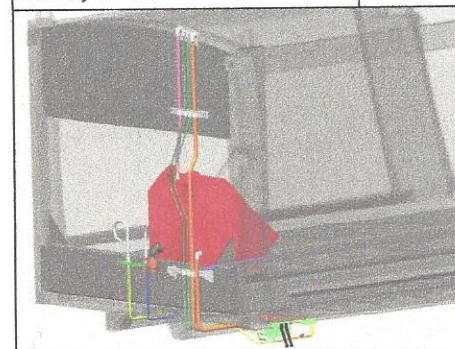
Tailgate Side Spill Trough

B13




In-Body Oil Tank






B14



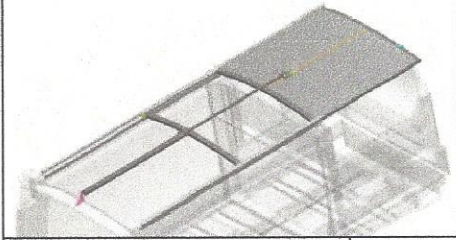
Broom and Shovel Rack
(DuraPack® 5000)

B15



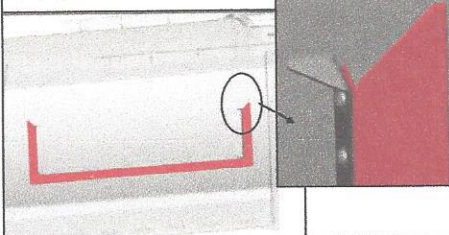



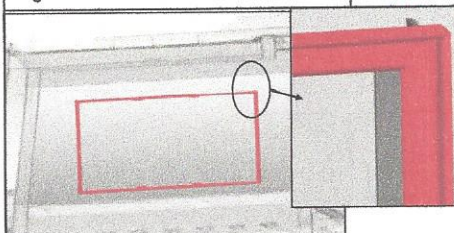

Broom and Shovel Rack (PowerTrak® Commercial)	B16
	
Slide Bearings - Bronze and Delrin	B18
	
Chassis Rail Closure Kit	B19
	
Body Drain Valve	B20
	
Body Side Access Door with Step and Grab	B21
	

Body Front Head Screen with Step and Grab	B22
	
4" Hopper Lip Extension (Shown with Optional Roll Bar and Latch Kit)	B23
	
Rear Caution Decal	B24
	
Hopper Wind Screens	B25
	
Body Roof Retainer Teeth	B26
	




Hydraulic Sliding Top Door	B28
	
4 Bearing Blocks (Half/Pack®)	B32
	
Hopper Cover (DuraPack® Body)	B33
	
Manual Hopper Cover (Rapid Rail® Body)	B34
	
Hopper Hood	B35
	
Autolube System for Packer	B36
	

Solid Hopper Upper Extension (Rapid Rail®/STARR® System)	B37
	
Rear Fender (Rapid Rail Body)	B38
	
Two-Bar Trough Cart Dumper	B39
	
	






Narrow Fuel Tank (R2000)	B41
	
Top Cover (Retriever Satellite™)	B42
	
Sign Frame - J-Channel	B43
	




Sign Frame - Roadway	B44
	
Sign Frame - Structural Channel	B45
	
Hydraulic Tailgate Locks	B46
	

Controls & Electrical

Left-Hand (and RH) Buzzer Kit	CE1	Residential Front Loader Kit Includes: Carry Can Dumper Hydraulics with Controls on Arm AutoLift™ Feature, Overheight Warning Kit, and Throttle Advance and Limit Kit	CE2	Right-Hand Air Joystick	CE3
					

Outside Joystick Control with Throttle Advance	CE4
<p>Latest Photo Not Available</p>	
Outside Air Lever Control Kit	CE5
	
Dual Lever In-Cab Air Controls	CE6
	
Select-O-Pack	CE7
	
Lift Cycle Counter	CE8
	
Remote Lift Controls - Air Toggles (Mounted Under Seat)	CE9
	

Additional Joystick Control	CE10
	
Outside Lift Levers with Cover	CE11
	
Packer and Crusher Controls (MultiTask®)	CE12
	
Joystick Control With Rocker Switch (Retriever Satellite™)	CE13
	
Remote Lift Controls (7000) Fender Mounted	CE14
	

Remote Rocker Switch Controls	CE15
	
California Back-up Alarm	CE19
	
Heil Optimum Payload System™ (HOPS™)	CE20
	

Container Lifting Mechanisms and Grabbers

Customer-Installed Cart Tipper Kit (Double) with Control Handle (Highlighted)

MG1



Additional Control Handles for Container Handling (Valve Section Not Shown)

MG2



Reeving Cylinder with Control Kit

MG3



Roll Bar with Control Kit

MG4




Arm Mechanism with Control Kit

MG5



Lip and Latch Kit - Short Sill

MG6.1



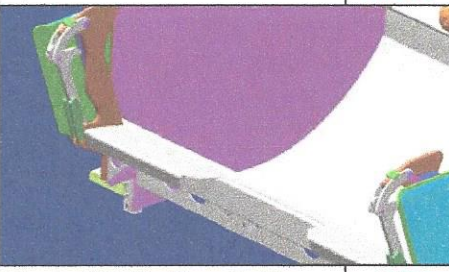
Lip and Latch Kit - Long Sill

MG6.1



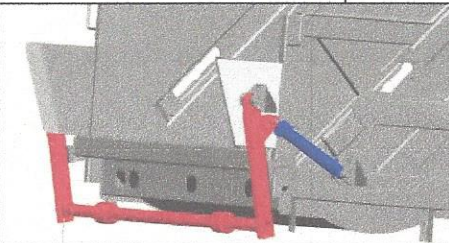
Lip and Latch Kit - With Cutouts

MG6.3



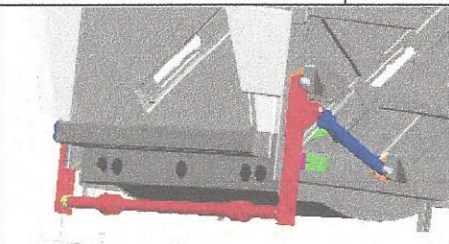
Standard Roll Bar (PowerTrak® Commercial) Latch Pivot

MG7



Roll Bar (PowerTrak® Commercial) - Bolster Pivot

MG8




Drum Winch with Control Kit (Shown on DuraPack® 5000)

MG9



Reeving Cylinder Bracket

MG10




Forklift Style Adjustable Forks

MG11



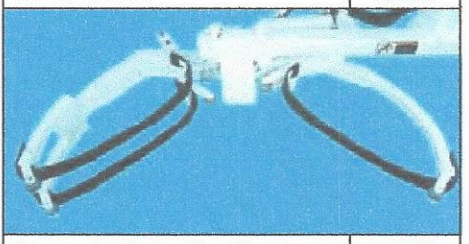
60/90 Belt Grabber

MG15




TriCuff Grabber

MG16




Changeable Spring Steel Grabber

MG17



Universal Belt Grabber

MG18



Lights


Hopper Work Light (FELs)

L1



Municipal Light Kit with Dual 7" Strobes (1) and Overhead Flood Light (2)

L2




Body Side Backing Assist Light

L3



Strobe Light, Amber

L4



Hopper Work Light (FELs)

L5



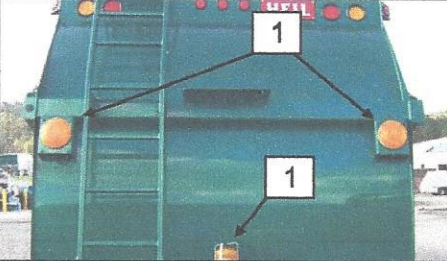
Backing Assist Lights (R2000)

L6




1) Dual 7" Amber Lights on T/G
2) Strobe Light, Amber (Mounted Lower T/G)

L7




California Back-up Alarm

L8



Dual Hopper Work Light (RELs)

L9




Peterson Multi-Function Lights
LED Strobes & Turn Light
Combination

L10



Lift and Hopper Work Light Kit

L11



Dual Flood Lights on Cab

L12



Dual Hopper Work Lights (Retriever Satellite™)

L13




Dual Strobe Lights (Shown on REL)

L14



Dual Oval Amber Strobes Mounted
Mid-tailgate

L15



Bayne Lifters & Carry Cans

Taskmaster™



TL1124



Revolution



BTL208-12



BTL1110



MBTL180



Carry-Can with MBTL169

